

# ASL Valentine Cards

This unicorn valentine card set contains:

- ✓ Unicorn's message and a lines to write your own.
- ✓ 8 full color cards great for printing - ready to use.
- ✓ 8 black and white cards great for coloring.  
(4 contains slits to add a lollipop.)

Directions: Print on cardstock, cut out, write a message, glue sides together. Give to your Valentine.




## Unicorn

At forehead,  
move "R"  
up and out.

You were  
born to  
shine!



Collect both  
versions!



**Unicorn**

At forehead,  
move "R"  
up and out.

---

---

---

---

---

---

---

---


ASLTeachingResources.com

V A L E N T I N E

Believe  
you can!

To:

From:



**Unicorn**

At forehead,  
move "R"  
up and out.

---

---

---

---

---

---

---

---

V A L E N T I N E

Believe  
you can!

To:

From:





**Unicorn**

At forehead,  
move "R"  
up and out.

---

---

---

---

---

---

---

---

V A L E N T I N E

Believe  
you can!

To:

From:



**Unicorn**

At forehead,  
move "R"  
up and out.

---

---

---

---

---

---

---

---


V A L E N T I N E

Believe  
you can!

To:

From:





**Unicorn**  
At forehead,  
move "R"  
up and out.

---

---

---

---

---

---

---

---



Have a  
magical  
day!



To:

From:

---

---



**Unicorn**  
At forehead,  
move "R"  
up and out.

---

---

---

---

---

---

---

---



Have a  
magical  
day!



To:

From:

---

---



**Unicorn**

At forehead,  
move "R"  
up and out.

---

---

---

---

---

---

---

V A L E N T I N E

Have a  
magical  
day!

To:

From:



V A L E N T I N E

Have a  
magical  
day!

To:

From:



**Unicorn**

At forehead,  
move "R"  
up and out.

---

---

---

---

---

---

---



### Unicorn

At forehead,  
move "R"  
up and out.

---

---

---

---

---

---

---

---



### Unicorn

At forehead,  
move "R"  
up and out.

---

---

---

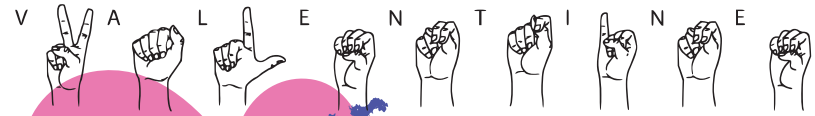
---

---

---

---

---



Get your  
sparkle  
on!



To:

From:




Get your  
sparkle  
on!



To:

From:



**Unicorn**  
At forehead,  
move "R"  
up and out.

---

---

---

---

---

---

---

---

V A L E N T I N E

Get your  
sparkle  
on!




To:

From:

---

---



**Unicorn**  
At forehead,  
move "R"  
up and out.

---

---

---

---

---

---

---

---

V A L E N T I N E

Get your  
sparkle  
on!




To:

From:

---

---





**Unicorn**

At forehead,  
move "R"  
up and out.

---

---

---

---

---

---

---

---



**Unicorn**

At forehead,  
move "R"  
up and out.

---

---

---

---

---

---

---

---

V A L E N T I N E

You were  
born to  
shine!



To:

From:

V A L E N T I N E


You were  
born to  
shine!



To:

From:





**Unicorn**

At forehead,  
move "R"  
up and out.

---

---

---

---

---

---

---

---

V A L E N T I N E

You were  
born to  
shine!

To:

From:



V A L E N T I N E

You were  
born to  
shine!

To:

From:



**Unicorn**

At forehead,  
move "R"  
up and out.

---

---

---

---

---

---

---

---

Click on Images



Check out these!.



<https://bit.ly/MoreASL>

# Learn Sign the Fun Way



**JOIN NOW**



## Member Benefits:

### For Individuals & Schools

- Core-Content Worksheets
- Lesson Plan Books
- Flash Cards & Label Cards
- Wall Charts
- Dice & Other Games
- ASL Word of the Day Podcast
- Sign Club Series
- Online Video Dictionary
- Online ASL Courses
- Professional Development
- DIY Projects
- ASL Gift Shop
- Sight Words
- And more...Everything is ASL!

## Subscribe: Search for "ASL Teaching Resources"

[Podcast](#)

[YouTube](#)

[TikTok](#)

[Facebook](#)

[Learn ASL](#)

[ASL Books](#)

[Instagram](#)

[Pinterest](#)

[Sign Club](#)

**CLICK - PRINT - Teach**

**See our Amazon books!**

<https://amzn.to/3Gv2wqq>

**amazon**

A note from the founder: Our ASL Resources promote a successful learning experience that is both educational and fun. Whether you're using it for differentiation, extension activities or just for fun, become a member today and start saving hours of prep time. We have everything you need!



**Happy Signing!**

**Cynthia F. Long, Founder**

SignBabySign, LLC

[ASLTeachingResources.com](http://ASLTeachingResources.com)







# Get UNLIMITED ASL Resources Now!



**Let us make your worksheets!**  
Pick a plan and start accessing ASL Resources

## About the Author

Cynthia Long is a Nationally Certified Interpreter and the founder of Sign Baby Sign LLC. She has extensive experience homeschooling and interpreting in the classroom for primary, secondary, and post-secondary levels and she is dedicated to providing ASL teaching resources to schools and families across the U.S. All of the ASL resources on [ASLTeachingResources.com](https://ASLTeachingResources.com) are developed from years of experience in educational systems as a Nationally Certified ASL Interpreter.



By downloading, you agree to the terms of use:



### You may

- For personal use
- For your classroom and/or students (ONLY)
- Purchase multiple licenses to share with colleagues
- Become a member to get more ASL resources

### You may not

- Post this item on a personal, classroom or district website
- Copy or modify any part to offer to others for free or paid
- Copy or give to other teachers or colleagues

## Feedback

Remember to leave feedback on your purchases to help others know the quality of this product.

Membership saves you money.



[bit.ly/SignClub](https://bit.ly/SignClub)  
[bit.ly/ASLMemberships](https://bit.ly/ASLMemberships)