



# Valentine ASL Bingo




## Collect the Entire Series

Each card number matches across the series for variety of challenges.

## FINGERSPELLING

**Fingerspelling**- Say, sign, or fingerspelling the words.



Each Series includes  
12 different cards.



**Pictures**- Best for younger kids.  
Sign the words.



**English**- Fingerspell  
or sign the words.



**Sign**- Say, sign, fingerspell, or  
hold up objects of the words.



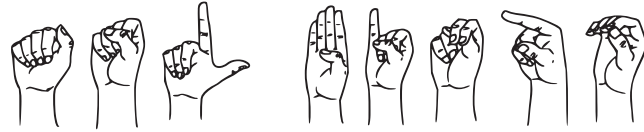
ASLTeachingResources.com




# Collect the entire Valentine Bingo Series



- ♥ **English-** Fingerspell or sign the words.
- ♥ **Pictures-** Best for younger kids. Sign the words.
- ♥ **Fingerspelling-** Say, sign, or fingerspelling the words.
- ♥ **Sign-** Say, sign, fingerspell, or hold up objects of the words.



View videos with QR code.



## What You'll Need:

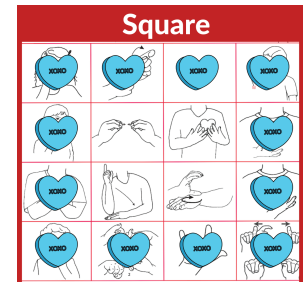
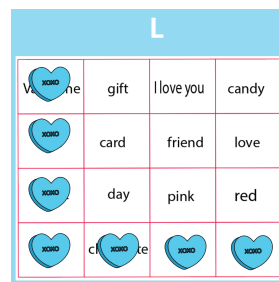


- Bingo Cards
- Candy Heart Token Sheets
- Scissors
- Storage for Bingo pieces

## Assembly:

- Print bingo cards on cardstock (The 12 cards are numbered on top left)
- Cut out the candy heart tokens
- Optional: laminate to prolong card life

**Directions:** Provide each student with a bingo card and tokens. Call out a word, sign, or fingerspell from the calling card. Students that have the matching word can cover the square with a token. Once a student has four squares in a row covered (horizontally, vertically or diagonally) they may call out "BINGO". The first student to reach Bingo wins. Continue to play for second and third place or start over. NOTE: Each set in the series has 12 cards. Each card number matches across the series so you can mix up the series for a variety of fun.

**Fun Tips:** Play Bingo with different winning patterns pictured below. Play with real candy hearts that the students can eat after they BINGO. Mix and use cards from the four different sets (English, pictures, fingerspelling, signs).





# CALLING CARD

B



I



N



G



O



flower

gift

Free

pink

candy

kiss

Valentine

like

love

day

chocolate

heart

red

friend

I love you

card

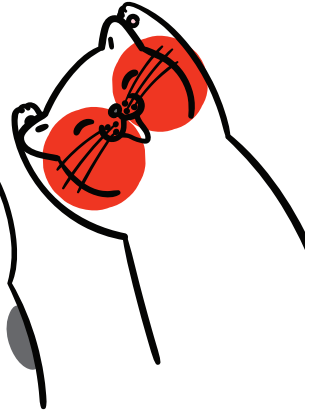





Fingerspelling



Valentine's



B



I



N



G



O












Fingerspelling



Valentine's



B



I



N



G



O

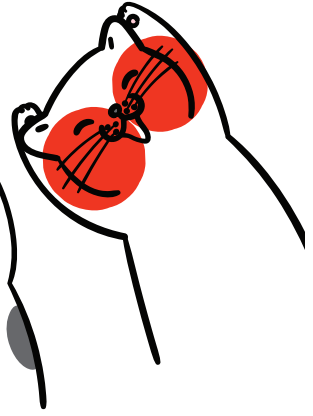






Fingerspelling



Valentine's



B



I



N







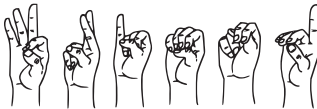






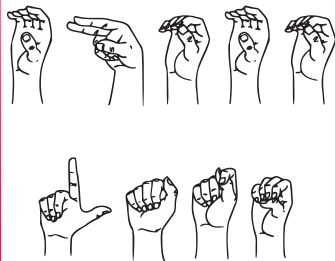




G



O



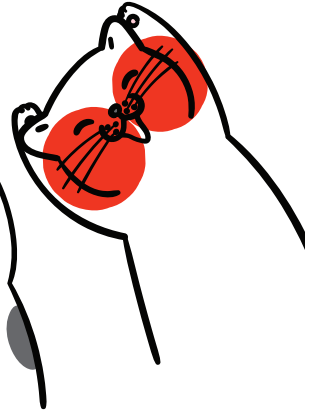





Fingerspelling



Valentine's



B



I



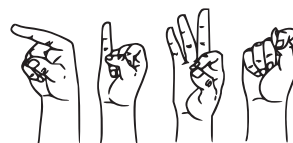
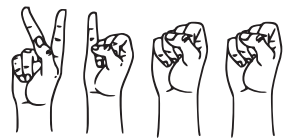

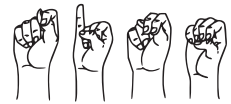
N



G



O

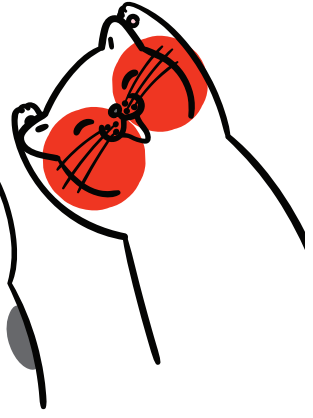





Fingerspelling



Valentine's



B



I



N



G



O



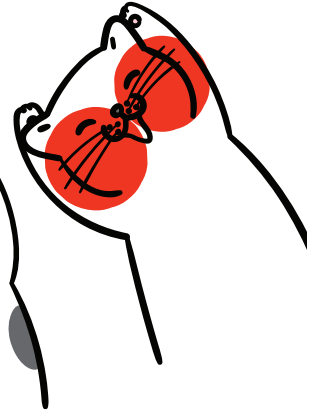






Fingerspelling



Valentine's



B



I



N



G



O





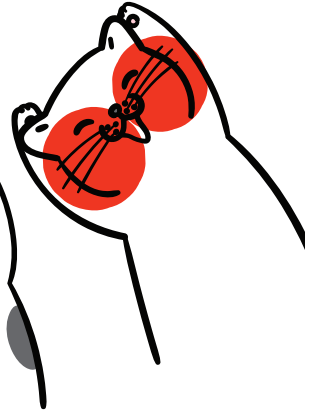






Fingerspelling



Valentine's



B



I



N



G



O



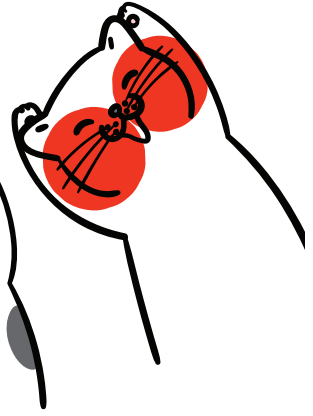






Fingerspelling



Valentine's



B



I



N



G



O



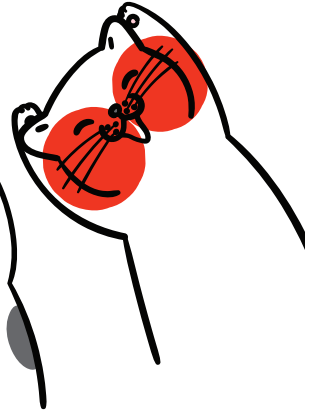






Fingerspelling



Valentine's



B



I




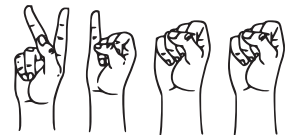
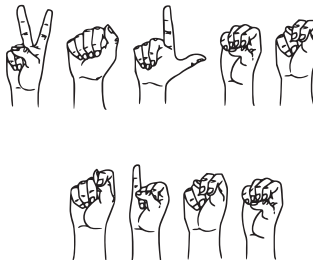
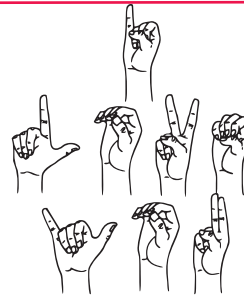
N



G



O

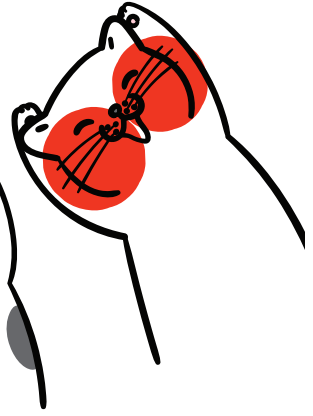





Fingerspelling



Valentine's



B



I



N





















































































G



O



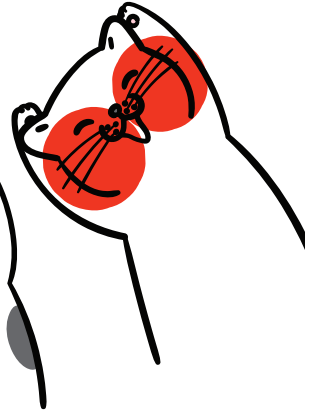

  	    	   	   
   	   	        	   
       	    	     	   
        	  	     	   



Fingerspelling



Valentine's



B



I



N



G



O



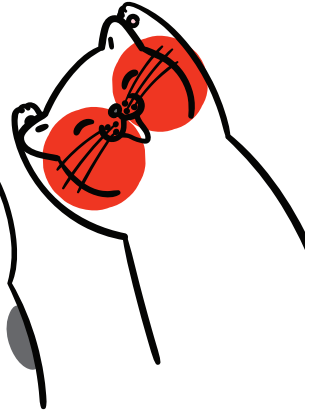






Fingerspelling



Valentine's



B



I



N



G



O








B



I



N



G



O



**Directions:** Cut out the candy hearts to use as bingo tokens.





B



I



N



G



O



**Directions:** Cut out the candy hearts to use as bingo tokens.

BE MINE	XOXO	MISS YOU	TRUE LOVE	HUG ME
BE MINE	XOXO	MISS YOU	TRUE LOVE	HUG ME
BE MINE	XOXO	MISS YOU	TRUE LOVE	HUG ME
BE MINE	XOXO	MISS YOU	TRUE LOVE	HUG ME
BE MINE	XOXO	MISS YOU	TRUE LOVE	HUG ME
BE MINE	XOXO	MISS YOU	TRUE LOVE	HUG ME
BE MINE	XOXO	MISS YOU	TRUE LOVE	HUG ME



# Need More ASL?



- ✓ Less Planning
- ✓ Less Stress
- ✓ Less Searching

**Student Success**

Membership gives you **FREE** access to hundreds of **ASL teaching tools**.

**BEST Deal!**



**GET ACCESS**

We give you all the tools necessary to succeed whether you know sign or not.



# ASL Resources

Hundreds of resources for busy teachers!

## Join Now!

[ASLTeachingResources.com/memberships](http://ASLTeachingResources.com/memberships)

### Member Benefits:

#### Memberships for Individuals & Schools

- Core-Content Worksheets
- Lesson Plan Books
- Flash Cards & Label Cards
- Wall Charts
- Dice & Other Games
- ASL Word of the Day Podcast
- Sign Club Series
- Online Video Dictionary
- Online ASL Courses
- Professional Development
- DIY Projects
- ASL Gift Shop
- And more...Everything is ASL!

### Subscribe for more ASL @

Podcast: ASL Word of the Day  
Facebook.com/SignBabySign  
Instagram.com/SignBabySign

YouTube.com/SignBabySign  
Twitter.com/SignBabySign2me  
Pinterest.com/SignBabySign

## Click - Print - Teach

**A note from the founder:** I love sign language! I believe in the many benefits it has to offer the classroom. Our ASL resources will promote a successful learning experience that is both educational and fun. Whether you're using it for differentiation, extension activities or just for fun; **become a member today** and start saving hours of prep time.

We have everything you need!



**Happy signing!**

Cynthia F. Long, Founder  
SignBabySign, LLC  
[ASLTeachingResources.com](http://ASLTeachingResources.com)

