

# Fall Counting 1-12

Practice numbers 1-12 with Mr. Squirrel. Count with acorns, practice number writing, color, and fun crafts. Use as a book or task cards.

This book belongs to \_\_\_\_\_


-----

\_\_\_\_\_



three trees

## Directions for the 3 sections of learning.




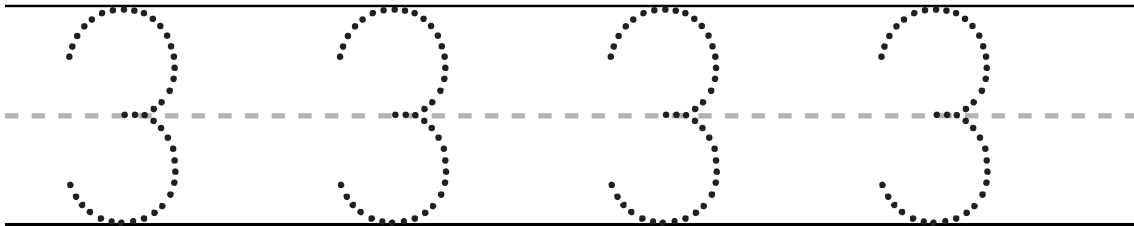
3

Directions: Have children count enough acorns to put in each box to match the number.



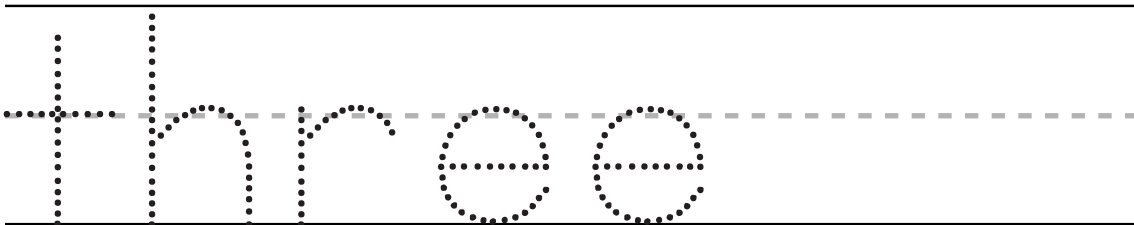
3

Directions: Have children practice writing the standard form in each box.





3


Directions: Have children practice writing the word form in each box.




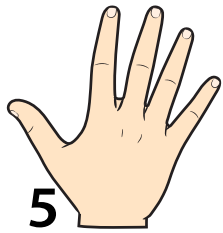
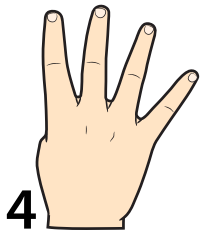
Directions: Cut acorns for children to use for counting.


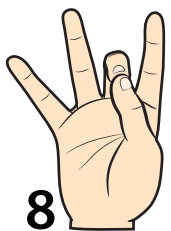












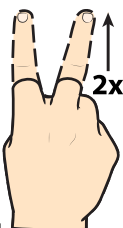
10



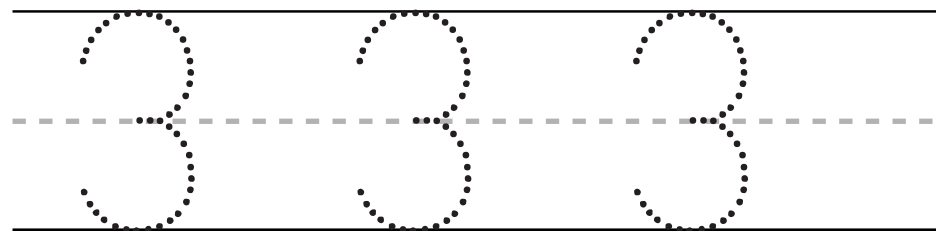

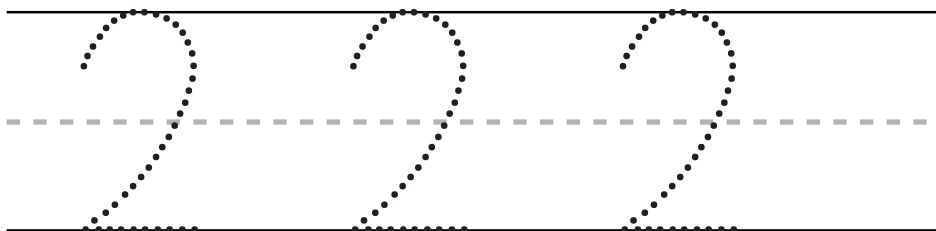

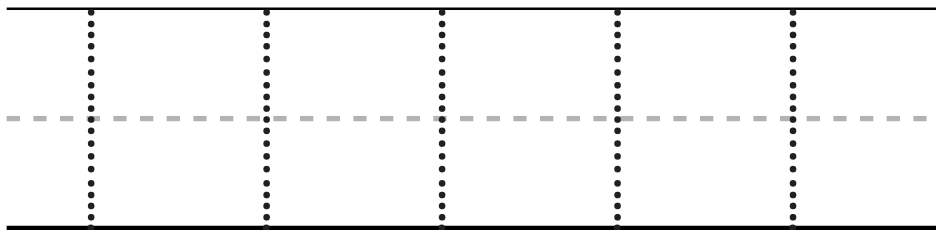
11



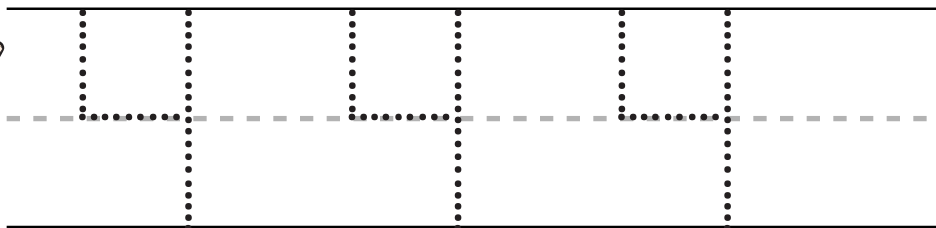
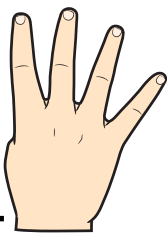
12



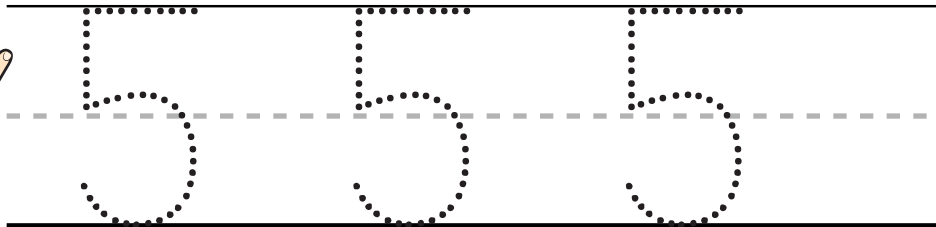
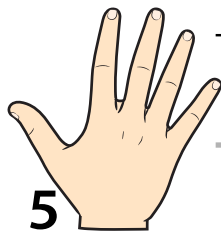




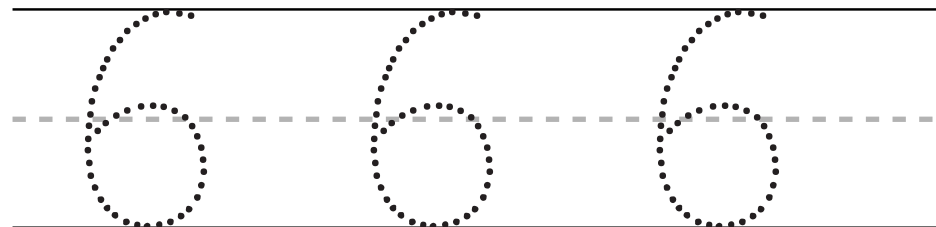
4



5


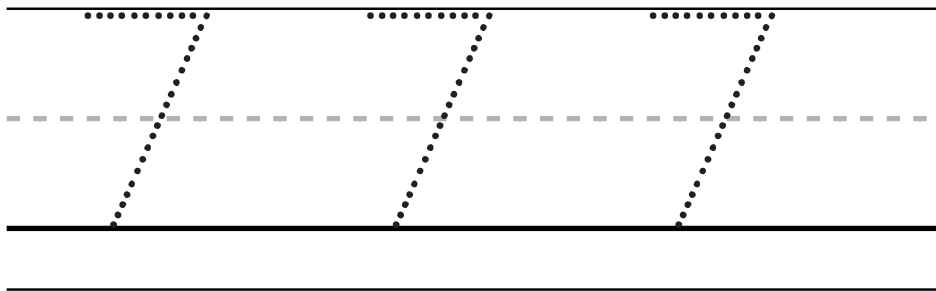


6


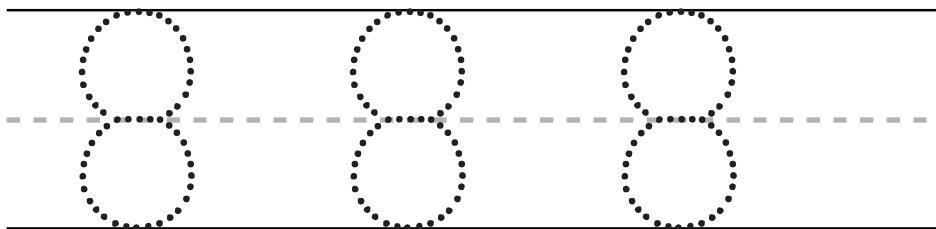




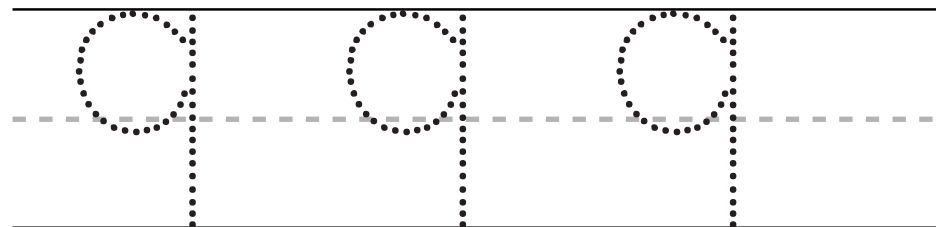
7



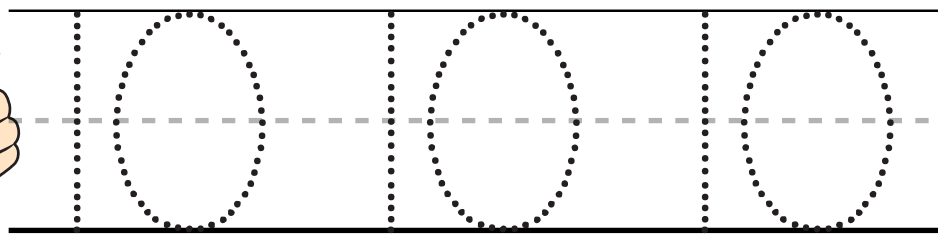
8



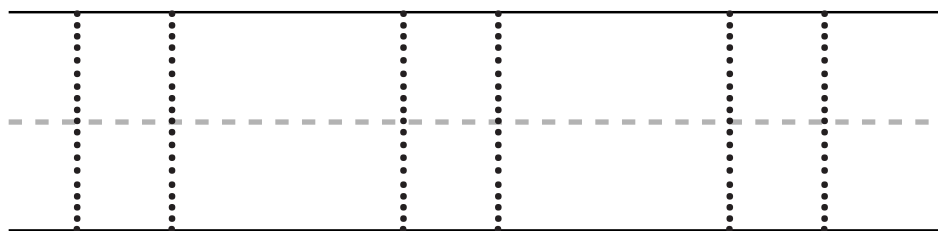
9



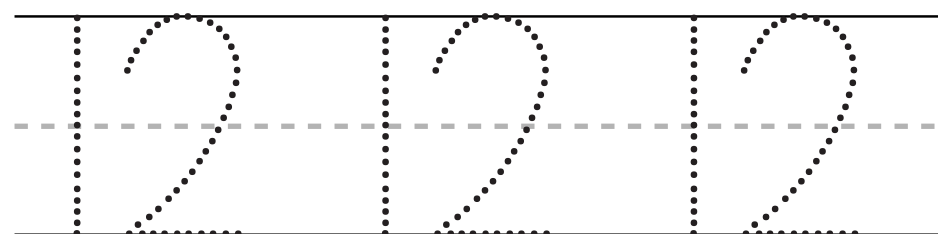
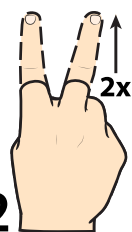
10



11




12





one



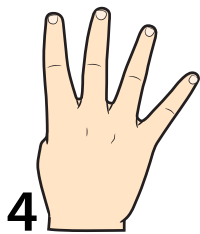
two



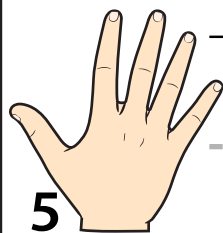
three








four



five




six






7

seven



8

eight



9

nine



10



ten



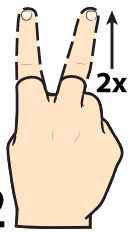
11



eleven



12




twelve





uno

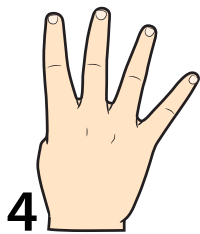


dos

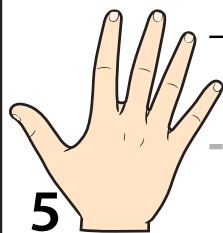


tres






cuatro



cinco



seis









7

siete



8

ocho



9

nueve



10



diez



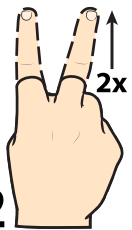
11



once






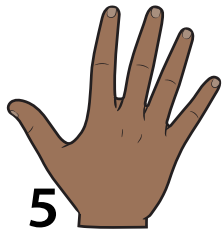
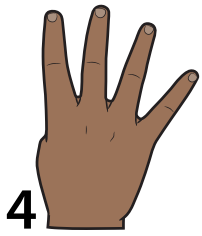
12





doce











10

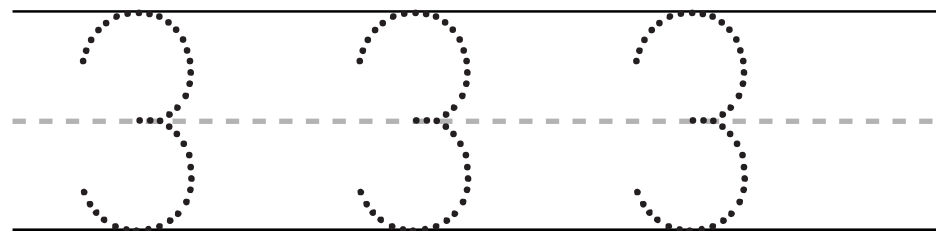

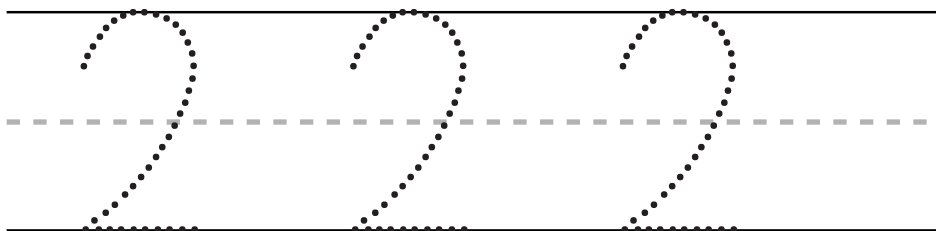

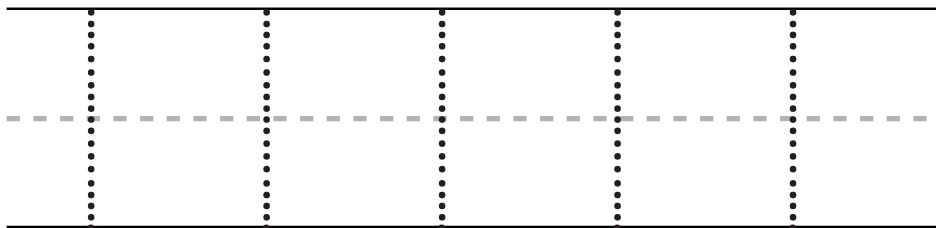


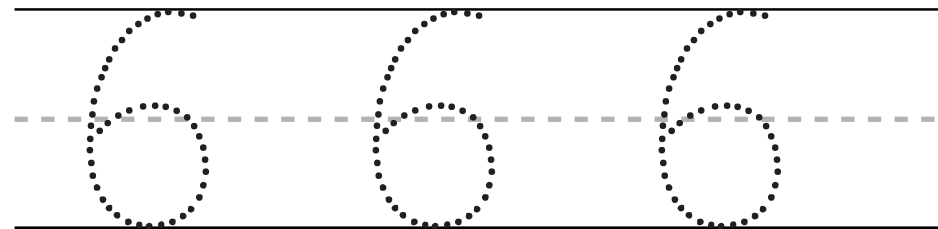

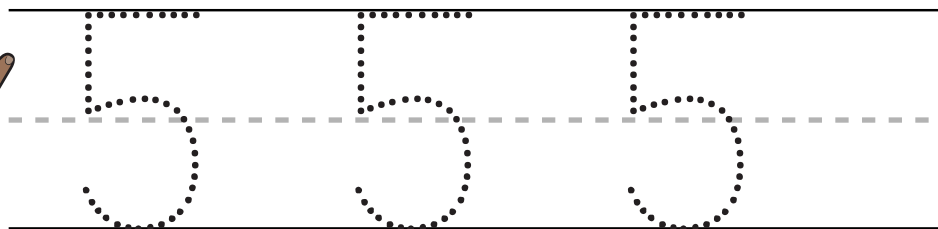
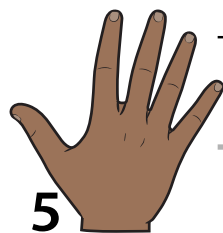
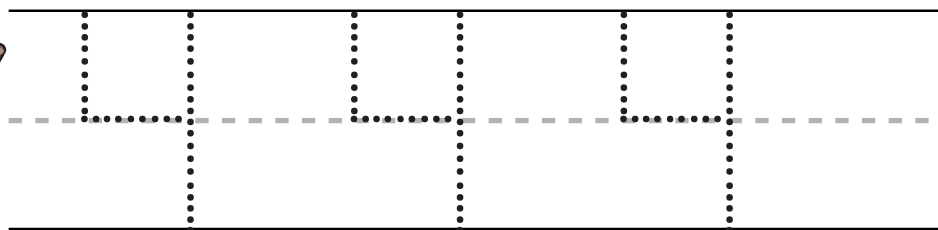
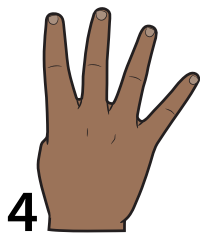
11



12

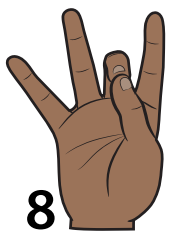
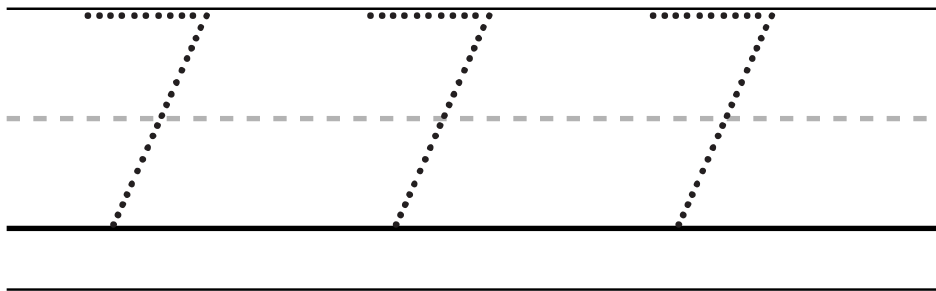





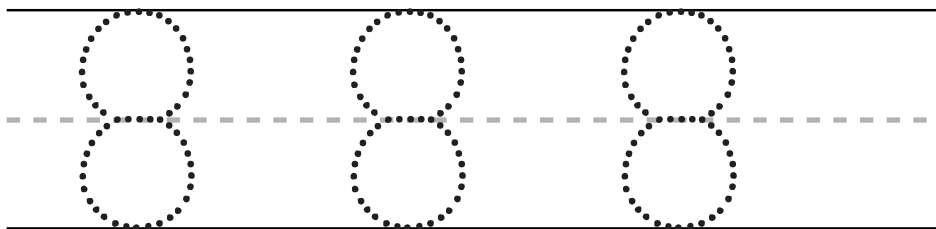




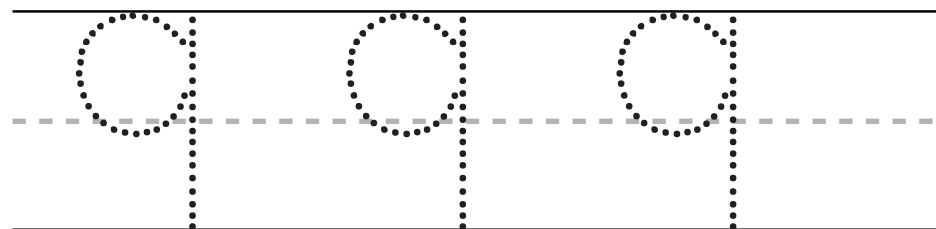
7



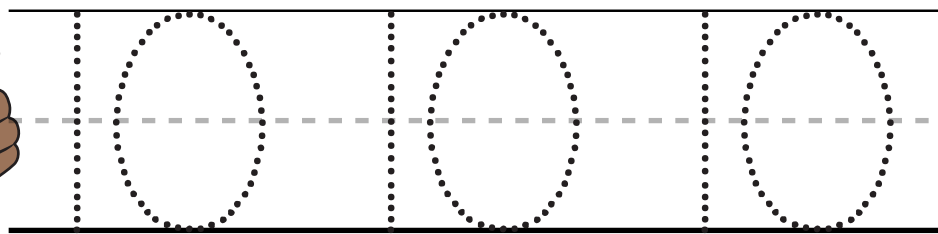
8



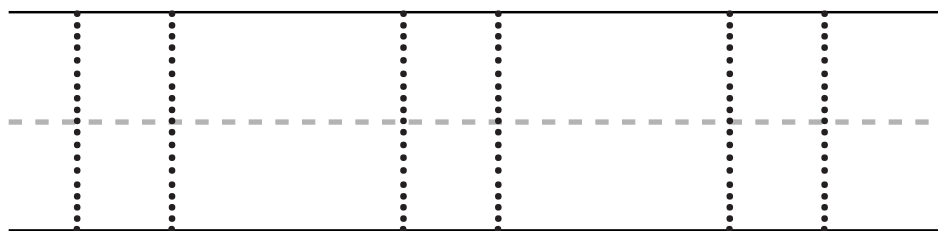
9



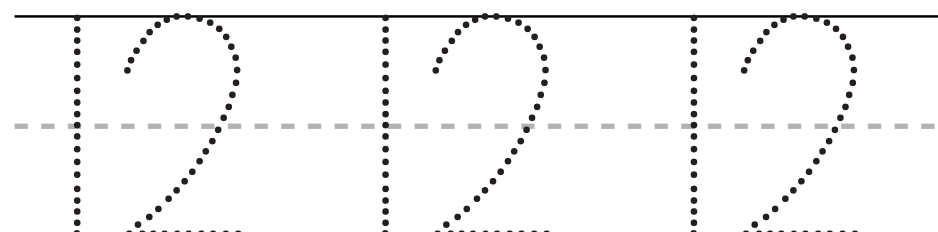
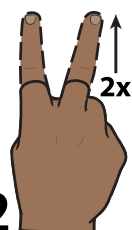
10



11




12








one

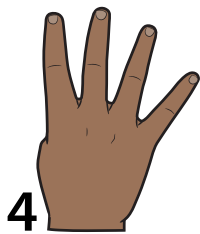


two

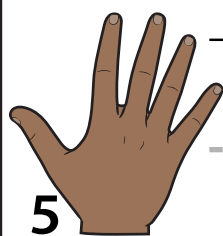


three






four



five




six






7

seven



8

eight



9

nine



10



ten



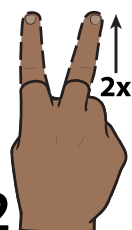
11



eleven



12




twelve






uno

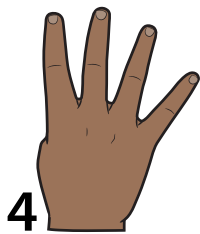


dos

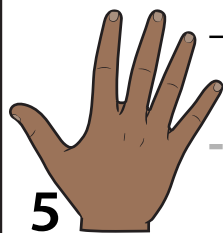


tres






cuatro



cinco



seis









7

siete



8

ocho



9

nueve



10



diez



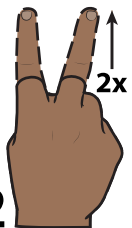
11



once



12



doce



Name \_\_\_\_\_

Date \_\_\_\_\_

Directions: Color the squirrel.

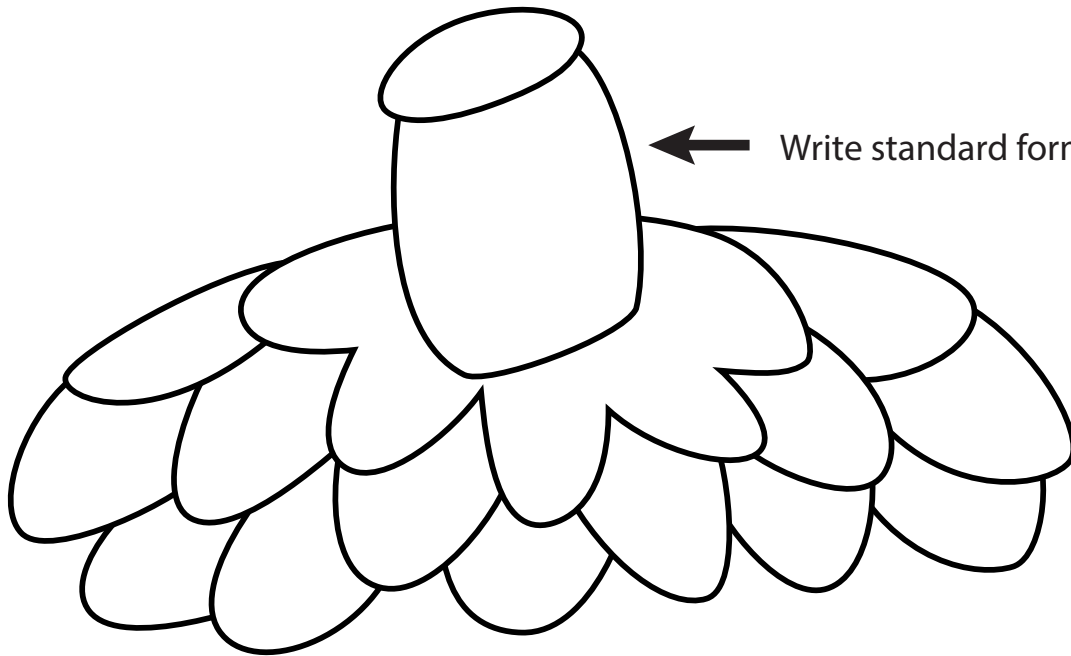


**Color** Color

Name \_\_\_\_\_

Date \_\_\_\_\_

Directions: Color and cut out. Put the acorn together by gluing to construction paper.  
Write your favorite number in the acorn.



← Write standard form in here.


Write word form here.

My favorite number is

\_\_\_\_\_

-----

\_\_\_\_\_

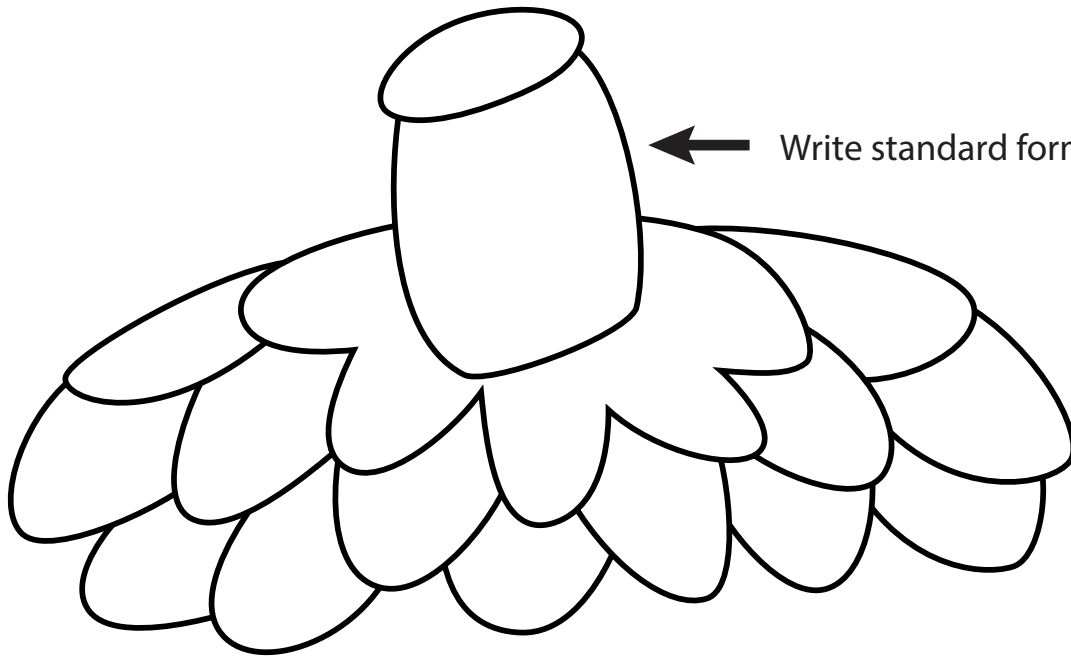


**Color** Color

Name \_\_\_\_\_

Date \_\_\_\_\_

Directions: Color and cut out. Put the acorn together by gluing to construction paper.  
Write your favorite number in the acorn.




Write word form here.

Mi número favorito es

\_\_\_\_\_



-----

\_\_\_\_\_

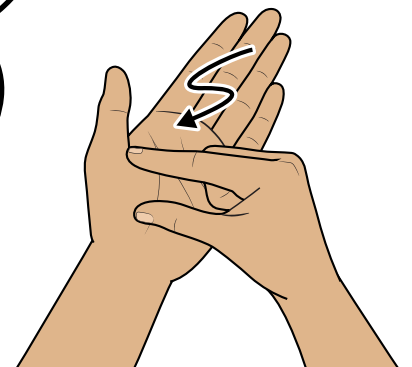


**Color** Color

Directions: Color, cut, and put glue in the circles and attach to make Mr. Squirrel.





**Scissor** Cortar



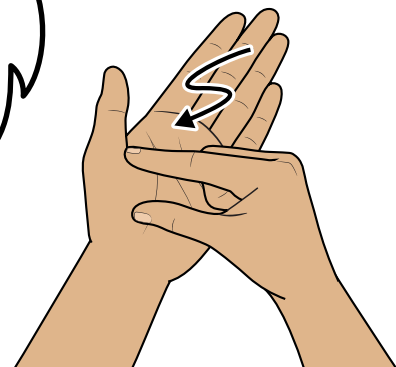
**Glue** Pegar



Directions: Color, cut, and put glue in the circles and attach to make Mr. Squirrel.



**Scissor** Cortar



**Glue** Pegar

# SIGNING STARS



## Language Targets

- ★ English
- ★ Sign Language
- ★ Spanish

SCAN



## What's Included

- Theme lessons
- Literacy
- Writing
- Math
- Colors
- Videos library
- Book lists
- Lessons include
  - *Flashcards*
  - *Worksheets*
  - *Game Ideas*
  - *Play-based Ideas*
  - *& Much More*

[bit.ly/teaching-prek](https://bit.ly/teaching-prek)





# JOIN the ASLTR Community

- Stay up to date with ASL support
- Get FREE resources and coupons

**CLICK HERE**



<https://bit.ly/asl-update>

**ASL  
Teaching  
Resources**



**Let us make your worksheets!**  
Pick a plan and start accessing ASL Resources

## About the Author

Cynthia Long is a Nationally Certified Interpreter and the founder of Sign Baby Sign LLC. She has extensive experience homeschooling and interpreting in the classroom for primary, secondary, and post-secondary levels and she is dedicated to providing ASL teaching resources to schools and families across the U.S. All of the ASL resources on [ASLTeachingResources.com](https://ASLTeachingResources.com) are developed from years of experience in educational systems as a Nationally Certified ASL Interpreter.



By purchasing, you agree to the terms of use:



### You may

- For personal use
- Make copies for your classroom, children, or personal use
- Purchase multiple licenses or additional products to share
- Become a member to get more ASL resources

### You may not

- Post this item on a personal or district website (contact us for permission)
- Modify any part to offer to others for free or paid
- Copy or give to other teachers or colleagues

## Feedback

Remember to leave feedback on your purchases to help others know the quality of this product.

Membership saves you money.



<https://bit.ly/aslinfo>

# Learn Sign the Fun Way



**JOIN NOW**



## Member Benefits:

### For Individuals & Schools

- Core-Content Worksheets
- Lesson Plan Books
- Flash Cards & Label Cards
- Wall Charts
- Dice & Other Games
- ASL Word of the Day Podcast
- Sign Club Series
- Online Video Dictionary
- Online ASL Courses
- Professional Development
- DIY Projects
- ASL Gift Shop
- Sight Words
- And more...Everything is ASL!



**More Sign Language!**

[bit.ly/MoreASL](https://bit.ly/MoreASL)



**CLICK - PRINT - Teach**

**See our Amazon books!**

<https://amzn.to/3Gv2wqq>

**amazon**

A note from the founder: Our ASL Resources promote a successful learning experience that is both educational and fun. Whether you're using it for differentiation, extension activities or just for fun, become a member today and start saving hours of prep time. We have everything you need!



**Happy Signing!**

**Cynthia F. Long, Founder**

SignBabySign, LLC

[ASLTeachingResources.com](http://ASLTeachingResources.com)

