

Right

Level: Pre-K, K, 1

Category: Answer Activity Book

Topics: Motor Skills, Life Skills

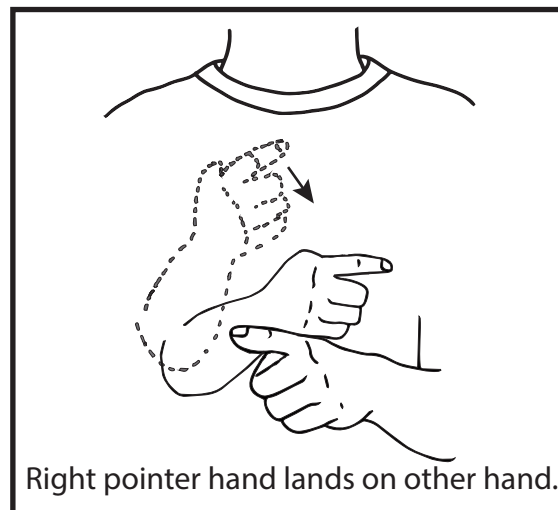
Materials: Scissors, paper, paper plate, yarn

Learn to use scissors the “right” way with these activities.

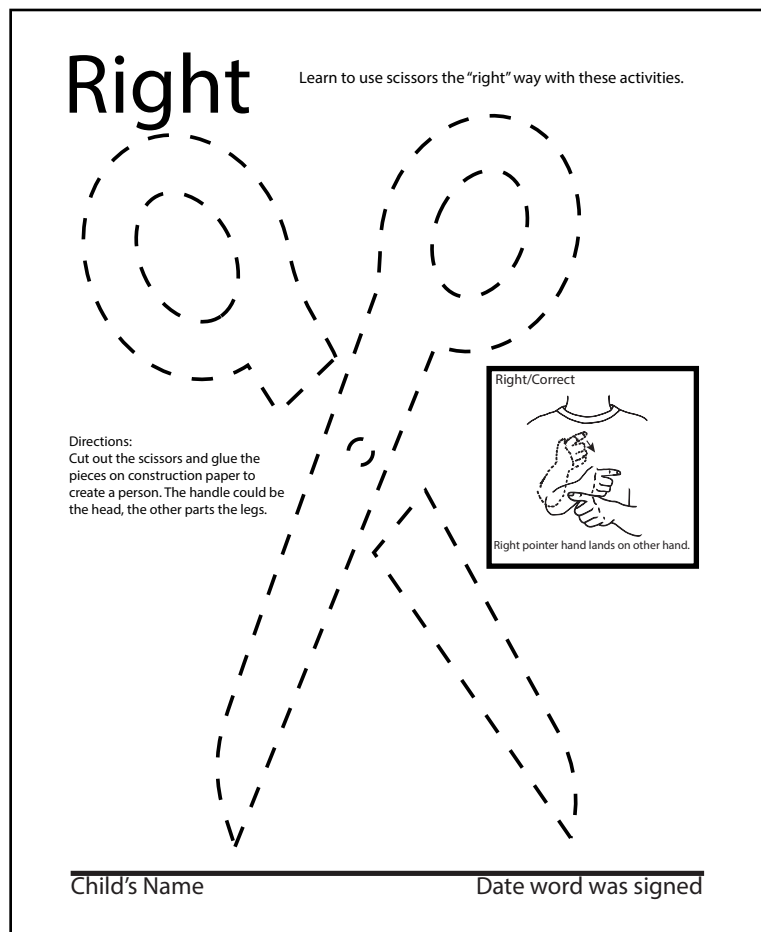
Craft: Paper plate hair cut. Draw a face on plate, then tape on yarn for hair. Cut “hair” with scissors.

Game: Teach scissor safety before this game. Have children in a circle and carefully pass scissors to the right using safety skills.

Idea: Take time to review safety with scissors: pass with handle towards other person, and closed, turn paper to cut, instead of turning the scissors, etc.

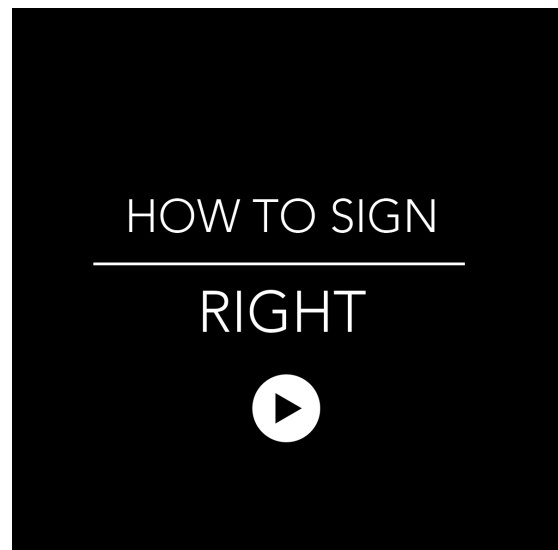


Example



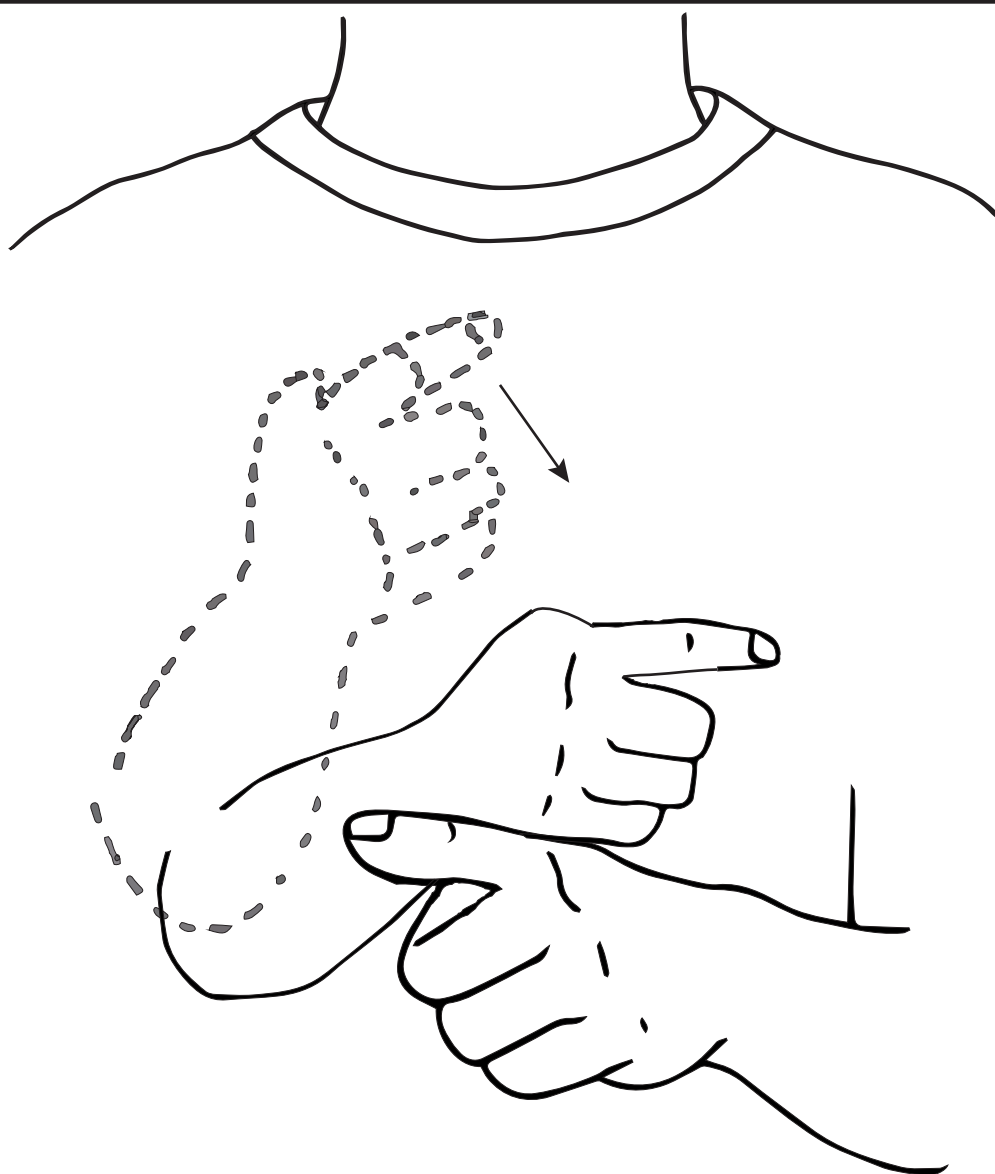
Note: This lesson plan includes five different cutting exercises.

ASLTeachingResources.com/Dictionary



Right

(Correct)



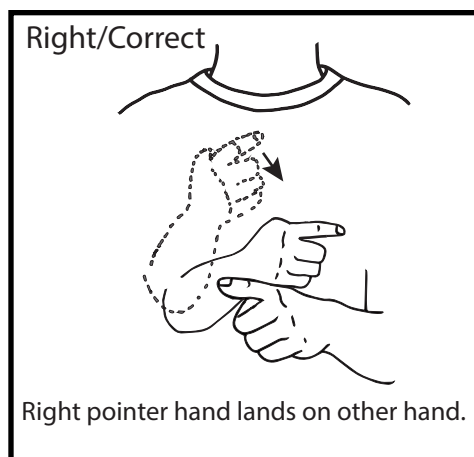
Right pointer hand lands on other hand.

Right

Learn to use scissors the “right” way with these activities.

Directions:

Cut out the scissors and glue the pieces on construction paper to create a person. The handle could be the head, the other parts the legs.

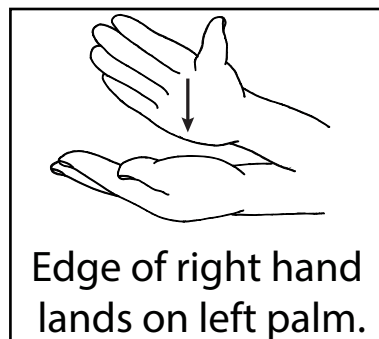


Child's Name

Date word was signed

Learn to use scissors the "right" way with our activities.

Directions: Cut on the dotted lines.
Sign "stop" at the end of each line.




Stop

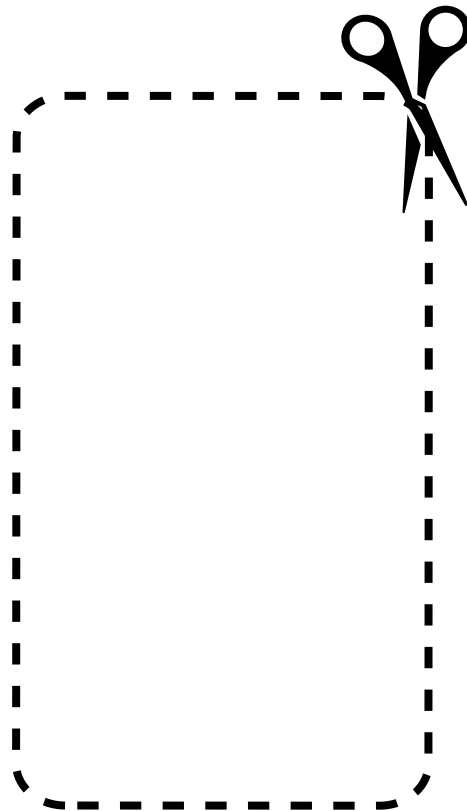
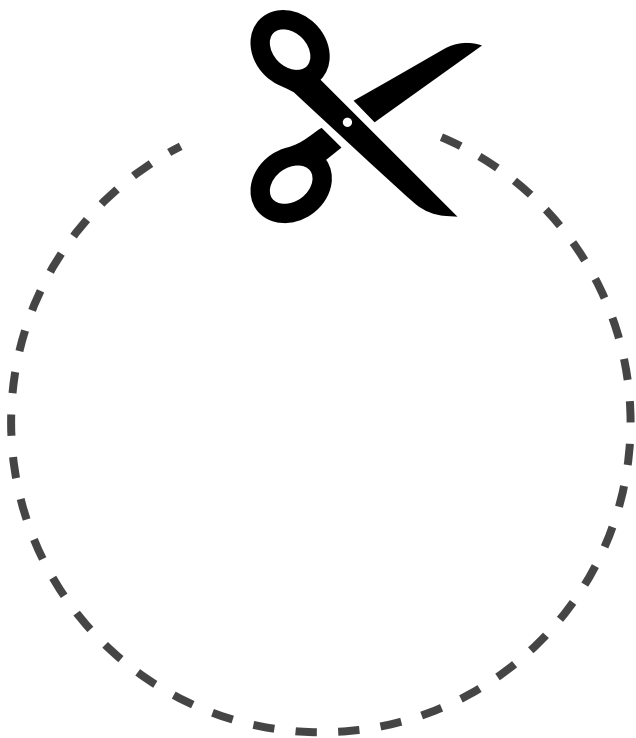




Child's Name _____

Date word was signed _____

Learn to use scissors the "right" way with our activities. 

Directions: Cut on the dotted lines with a variety of shapes.




Child's Name

Date word was signed


Learn to use scissors the “right” way with our activities and learn how to sign flower.

Directions: Cut on the dotted lines. Use your flowers and the sign to make a card for someone.





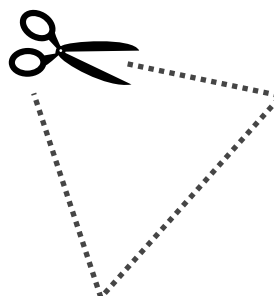
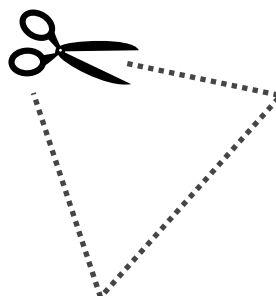
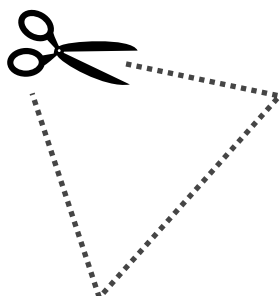
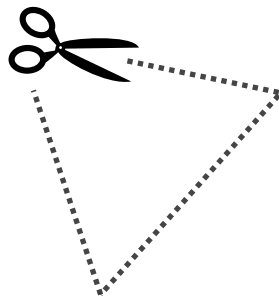






Child's Name _____

Date word was signed _____

Learn to use scissors the “right” way with our activities. 

Directions: Cut on the dotted lines with a variety of shapes.



Child's Name

Copyright 2020 SignBabySign® LLC All rights reserved. ASLTeachingResources.com

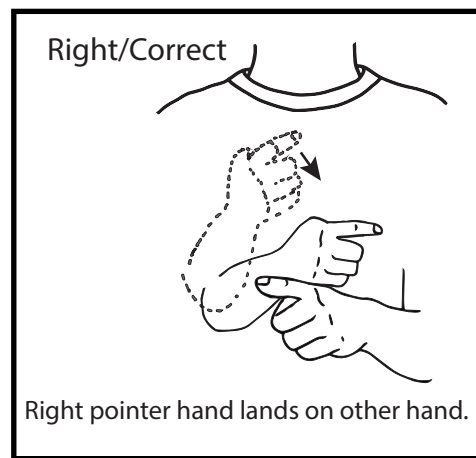
Right

Learn to use scissors the “right” way with these activities.


Craft: Paper plate hair cut. Draw a face on plate, then tape on yarn for hair. Cut “hair” with scissors.

Game: Teach scissor safety before this game. Have children in a circle and carefully pass scissors to the right using safety skills.

Idea: Take time to review safety with scissors: pass with handle towards other person, and closed, turn paper to cut, instead of turning the scissors, etc.



Cut out the scissors and glue the pieces on construction paper to create a person. The handle could be the head, the other parts the legs.



Child's Name _____

Date word was signed _____

ASL Products

Keep up with our new resources and give-a-ways by signing up for our newsletter.

- | | | | |
|---|-----------------------|---|----------------------------------|
| ✓ | Unlimited Downloads! | ✓ | Flash Cards |
| ✓ | Become a Member | ✓ | Wall Charts |
| ✓ | ASL Podcast | ✓ | Dice Games |
| ✓ | Teacher Resources | ✓ | Online Dictionary |
| ✓ | Online Courses (PD) | ✓ | Coloring Books |
| ✓ | Sign Club Series | ✓ | DIY- T-Shirts/Crafts |
| ✓ | Core-Based Worksheets | ✓ | Gift Shop: ASL Designs |
| ✓ | Lesson Plan Books | ✓ | And more... It's all ASL! |

Subscribe @

<http://YouTube.com/SignBabySign>
<http://Twitter.com/SignBabySign2me>
<http://Pinterest.com/SignBabySign>
<http://FaceBook.com/SignBabySign>
<http://Instagram.com/SignBabySign>
iTunes Podcast: ASL Word of the Day



A note from the author:

You can count on us to save you time and money.

Whether you know sign or not, our easy-to-implement teaching resources are designed for a successful learning experience that is both educational and fun.



Sign up for your free gifts and updates on new ASL resources at ASLTeachingResources.com

Happy signing!

Cynthia F. Long, Founder
SignBabySign®
<http://ASLTeachingResources.com>