



# Sign Language


## ABC Puzzle Set


3 Versions  
included


Lesson Plan Book 20 D


A 


B 


G 

H 

N 

O 

T 

U 

Full Alphabet  
in each version.

Trace Letters  
Learn ASL ABCs

Practice writing  
Learn ASL ABCs

Trace Letters  
Learn ABC Signs

A a

\_\_\_\_\_




\_\_\_\_\_

\_\_\_\_\_

\_\_\_\_\_


A a

Apple



Twist wrist 2x so knuckle on cheek moves.

**NOW** I know  
my ABCs!



ASLTeachingResources.com



# ASL Teaching Resources

brought to you by




This book belongs to



---

More resources at: [ASLTeachingResources.com](http://ASLTeachingResources.com)



# ASL Teaching Resources

brought to you by



After years of working in the education system, my question was where are the resources for teaching sign language? Sure, I could find the ABCs and 1-10, but I needed more than that. I decided to make it happen.

All of our ASL resources are not only from years of experience in the educational system but also as a Nationally Certified Interpreter (that just means I'm fluent in sign). We have hundreds of sign resources for you to use to teach hearing, deaf, and special needs children.

## **Our resources are created for:**

- TEACHERS** to save you hours of research. Everything is ready to go.
- CHILDREN** to have a fun, interactive, hands-on learning experience.
- PARENTS** to reinforce the lesson at home. (Handouts are only available in Lesson Plan books.)

Send us your feedback and ideas as to how we can better serve you.

We would be honored if you'd share our site with others. Happy signing!

**ASL Dictionary at: [ASLTeachingResources.com/Dictionary](https://ASLTeachingResources.com/Dictionary)**



# ASL Teaching Resources

brought to you by



## ASL Books- Collect the entire series!

Lesson Plans - Wall Charts - Coloring Books

1. My First Signs-Infant
2. My First Signs-Preschool
3. Directions
4. Answers
5. Food
6. Bathroom
7. Holiday Vol. 1
8. Holiday Vol. 2
9. School Days
10. Animals
11. Outdoors
12. Emotions
13. Weather
14. Manners
15. Clothes
16. Calendar
17. Numbers
18. Day Care
19. Colors
20. ABCs

**ASL Gifts at: [ASLTeachingResources.com/Shop](https://ASLTeachingResources.com/Shop)**



# CONGRATULATIONS!

Here is your sign language book!

Our mission is to provide high quality lessons to time-pressed teachers and those working with hearing, deaf, hard-of-hearing, or special needs children.



## Instructions for use

- Our books are available in PDF and printed format.
- Books with lesson plans will include the following:
  1. LP- Lesson Plan for teacher
  2. Sign 8 x 10- Print on cardstock to display in classroom
  3. WS- Worksheet for the child
  4. HO-Handout, optional for take home paper
- Videos for signs can be viewed at [ASLTeachingResources.com/Dictionary](https://ASLTeachingResources.com/Dictionary)
- In the PDF version, use the “bookmark” tab for easy access to each section.
- If left handed, substitute left for right hand instructions.

**TERMS OF USE:** All designs and coloring pages are the copyrighted, intellectual property of Sign Baby Sign® and can only be redistributed within your home, classrooms or group. They are not to be sold or shared with others to reproduce in any format, including web pages. When printing, items must retain and always include [ASLTeachingResources.com](https://ASLTeachingResources.com) as it appears on the original document. Thank you for helping to protect our work and guide others to this resource. Please contact us if you have any further questions.



ASLTeachingResources.com



# ASL WORD OF THE Day



## Podcast





More designs at  
[ASLTeachingResources.com/Shop](http://ASLTeachingResources.com/Shop)

## Benefits of using sign language in the classroom, homeschool, or childcare:

- ✓ increases test scores
- ✓ helps students focus
- ✓ increases confidence
- ✓ great for behavior management
- ✓ engages students in learning
- ✓ redirects focus
- ✓ successful quiet times
- ✓ enhances literacy development
- ✓ boosts comprehension
- ✓ creates an engaging learning environment
- ✓ creates a more harmonious classroom
- ✓ introduces a new language
- ✓ involves low verbal or shy children in communication
- ✓ enhances communication skills

## Hints for using this book:

1. Start with a sign each day or each week, building sign vocabulary as you go.
2. When teaching new vocabulary, SHOW the written word in English, SIGN the word in ASL, and SAY the word. Incorporating all three learning styles (visual, auditory, kinesthetic) is a powerful tool to engage students.
3. Increase receptive and expressive vocabulary with our flashcards, dice, and videos.
4. Send home handouts for parents to learn and reinforce signs learned.

## Ideas for incorporating sign language in your daily activities:


1. Use signs daily, especially during your routine transitions (lunch, bathroom).
2. When signing, make eye contact and keep your hands empty when possible.
3. Use objects and fingerspelling to introduce signs (e.g. teach the sign "apple" and the letter "a" while showing an apple). This iconic approach increases comprehension.
4. During activities, reading, or singing: sign key words, have students sign them, or ask questions where children sign the answer.
5. Have a theme day to emphasize new signs. Each time the word is said it must be signed.
6. When teaching reading skills or during story time, use signs for key words. Tape the flash cards throughout your books at the appropriate places. Children can read and be reminded of the signs. The added dimension of signing will help to reinforce vocabulary.
7. Use sign as a tool in classroom management by directing students as to what to do next or to address a student across the room.
8. Incorporating fingerspelling can provide an additional method to learning new spelling words, engaging children who are more visual or kinesthetic.
9. Dedicate a place in your room for the wall charts. Add more as you learn.
10. Introduce quiet times where children can only communicate in sign to each other.

**Bonus: Smile and have fun while you create a fun learning environment!**





brought to you by



A a

Apple

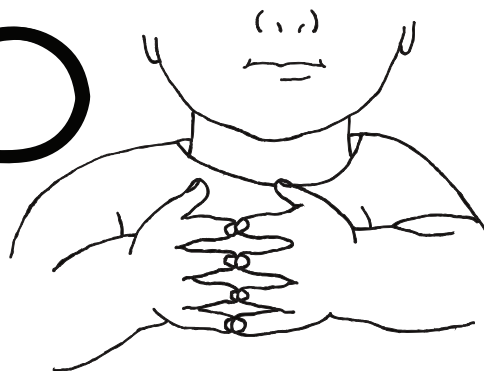


Twist wrist 2x so knuckle on cheek moves.

B b

Ball

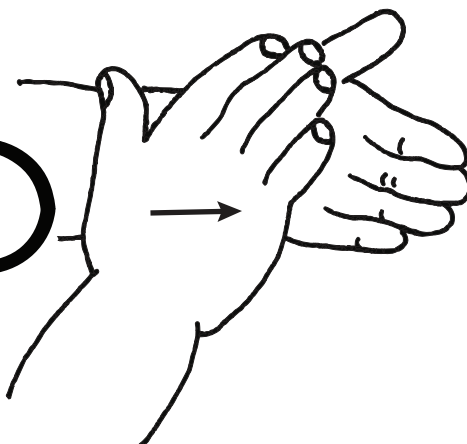
Claw hand fingers tap 2x.



C c

Clean


Right hand slides off left palm.



D d

Dad

Thumb taps forehead 2x.



E e

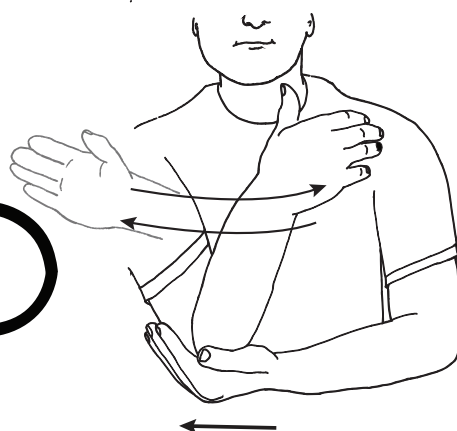
Eat



"O" hand taps on the mouth.

F f

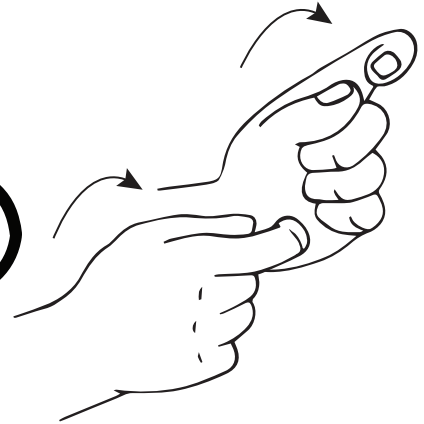
Flag



Wave hand 2x-like a flag.

G g


Give



Hands move forward in an upward arch.

H h

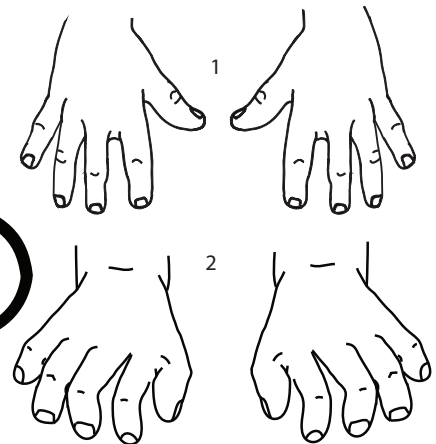
Hurt



Fingers touch 2x

I i

Ice

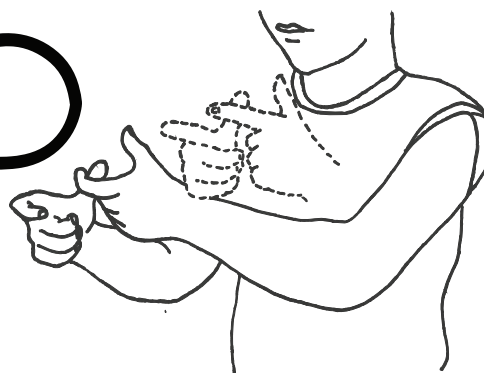


At chest level, fingers straight then curl in.

J j

Jog

Hands move forward as index finger bends 2x.



K k

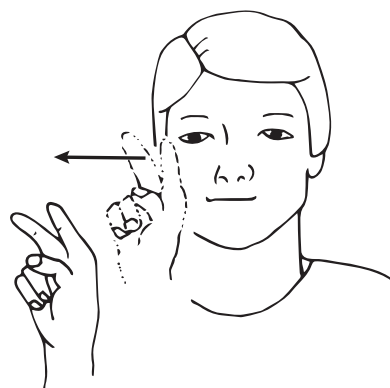
Kid



Keep finger on lip, move wrist up & down.

L l

Look




"V" hand moves forward from the eyes.



M m

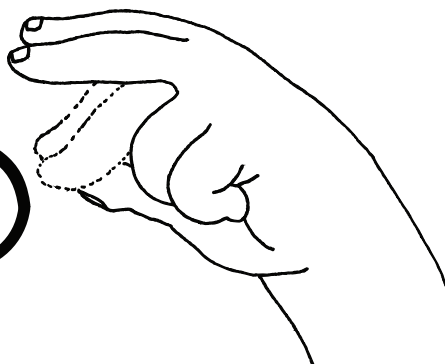
Mom



Tap chin with thumb 2x.

N n

No



Two fingers touch thumb.

O o

Orange




Right hand squeezes 2x.

P p


Play

"Y" hands shake 2x.



Q q

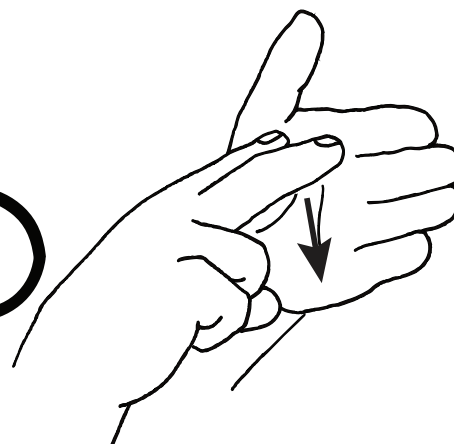
Quiet



Bring hands out and downward.

R r

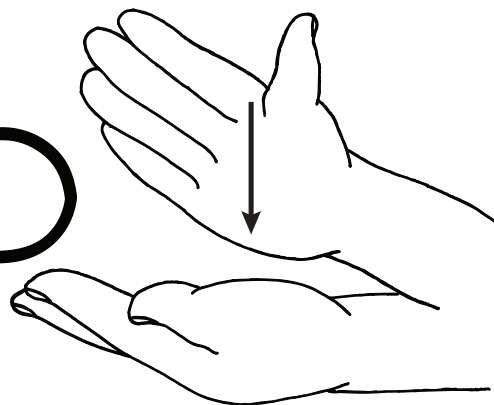
Read



"V" fingers become the eyes reading.

S s

Stop

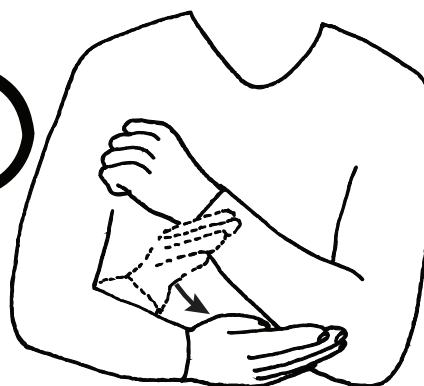


Edge of right hand lands on left palm.

T t

Trash

Hand arches from wrist to elbow.

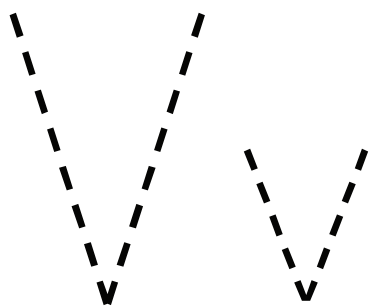


U u

Up

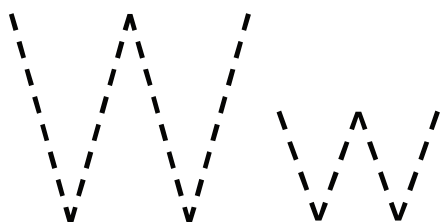



Move hand upwards.



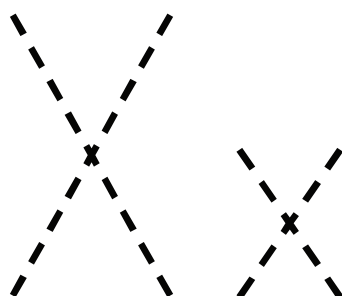

Valentine

Draw a heart with your middle fingers.



Water

Tap 2x on side of mouth.



X-Ray



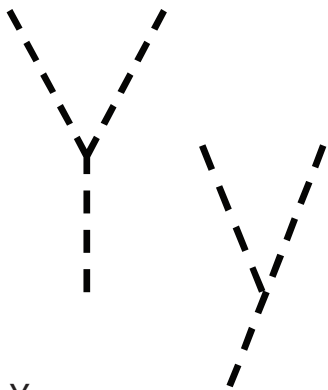
1

"C" hand at right eye.

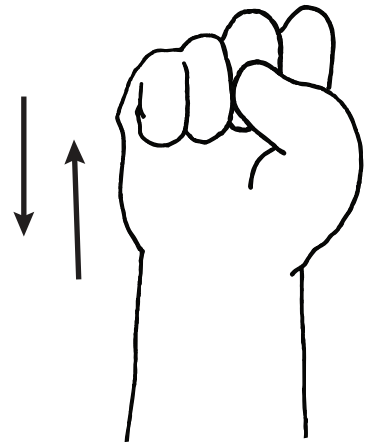
2



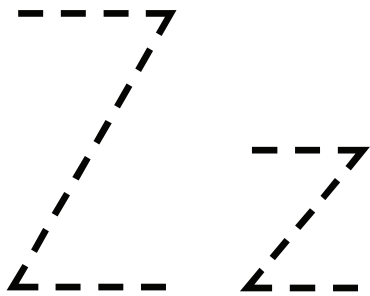
"C" moves to left hand. Palm faces out.



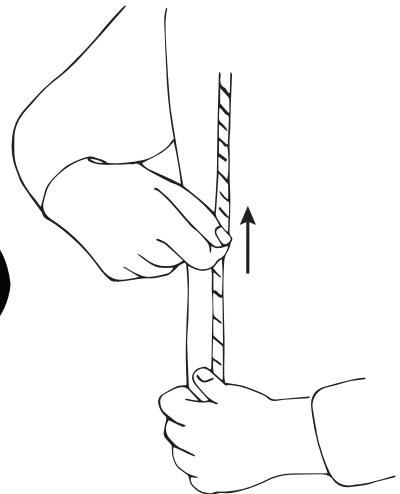
Yes



Bend at wrist up and down.



Zip




Move hand upwards.

A a



B b



C c



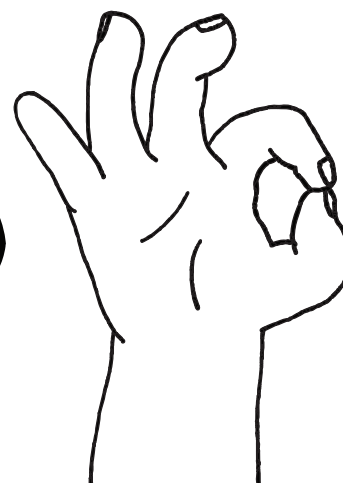
Dd



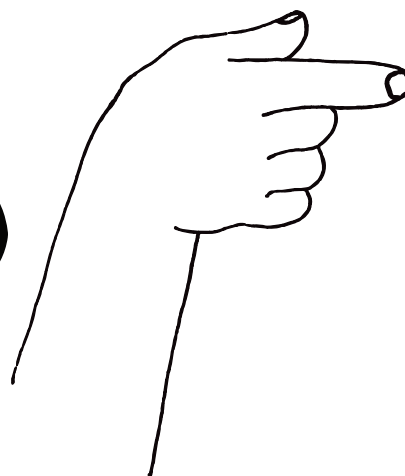
Ee



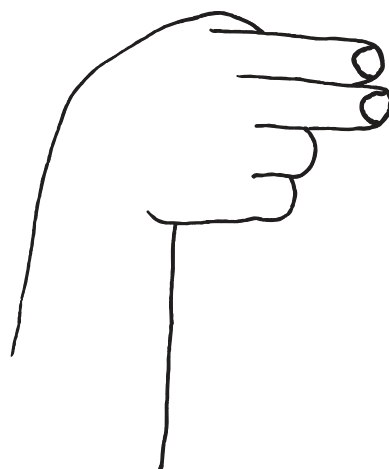
Ff



G g



H h

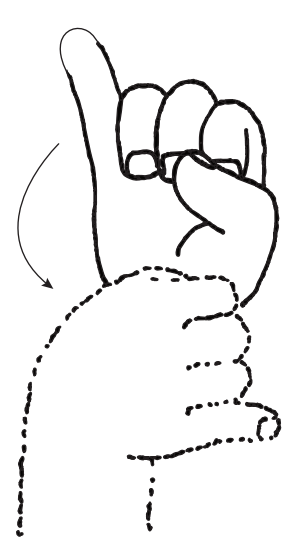


I i

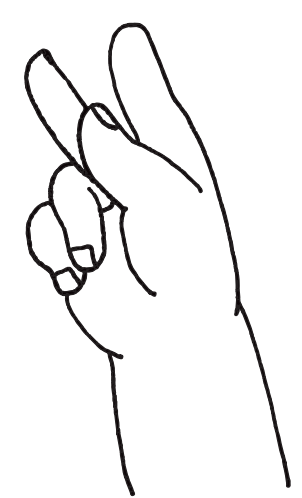




J j



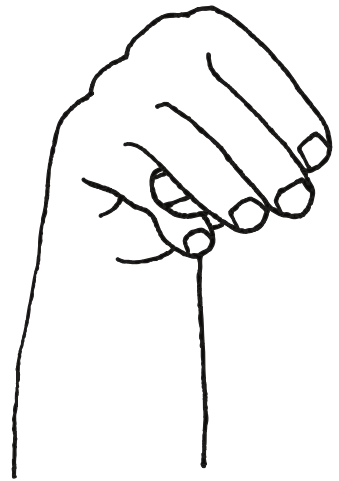
K k



L l



M m




N n



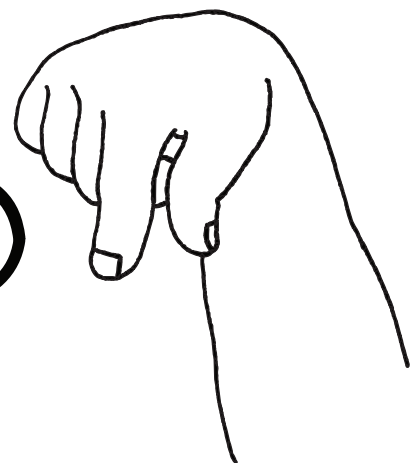
O o



P p



Q q



R r



S s


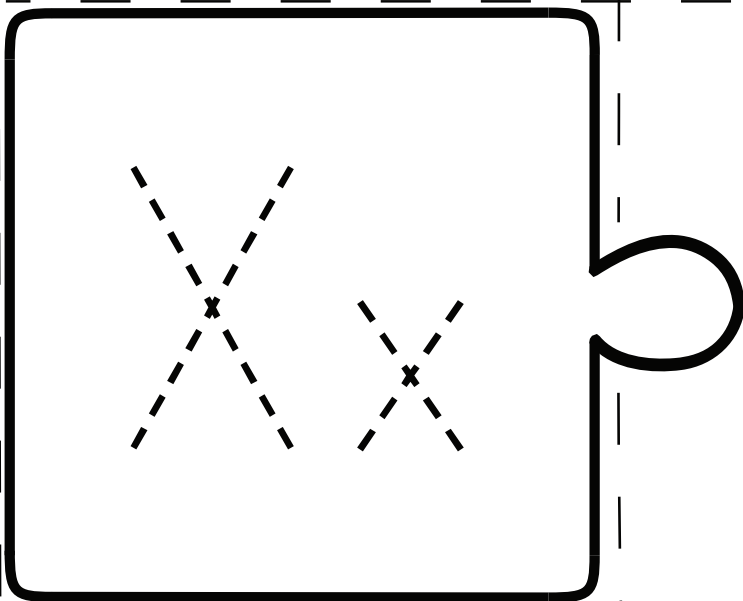
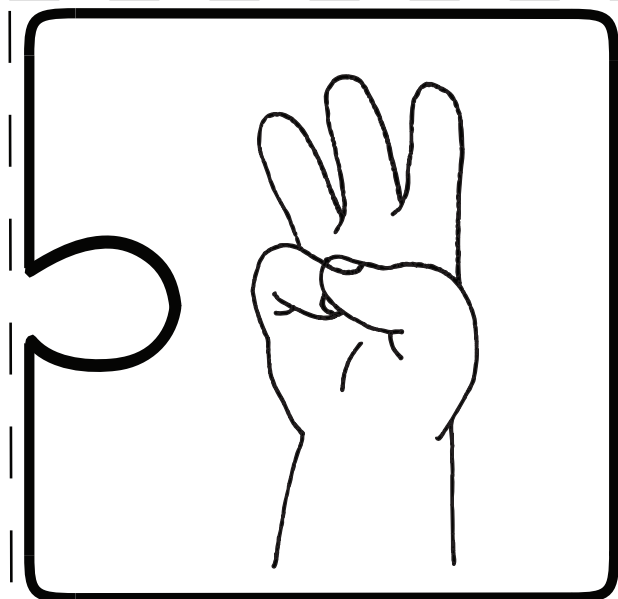
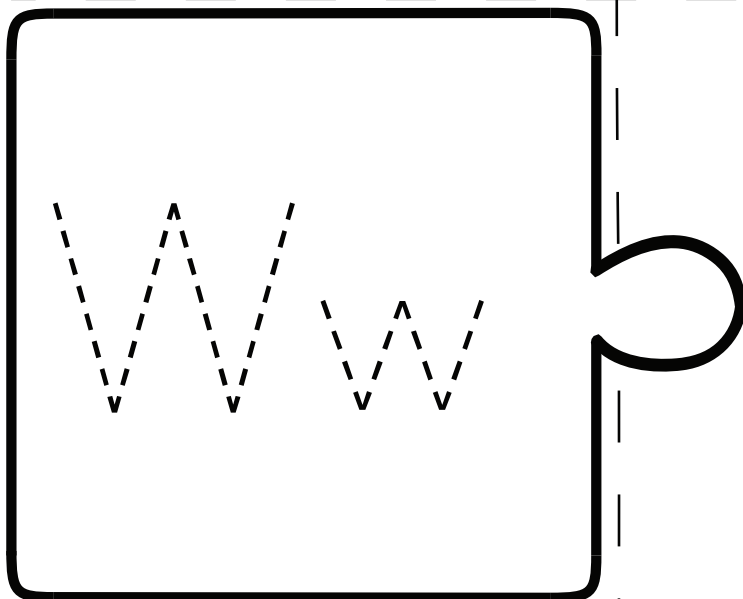

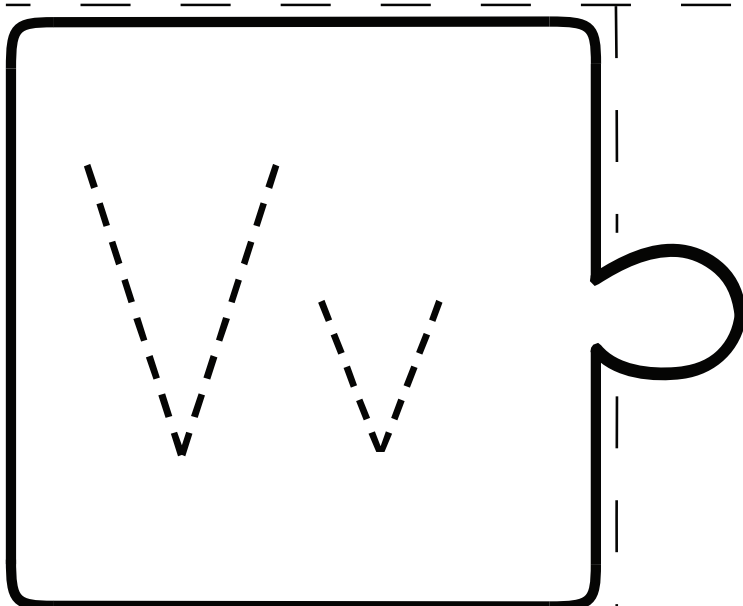



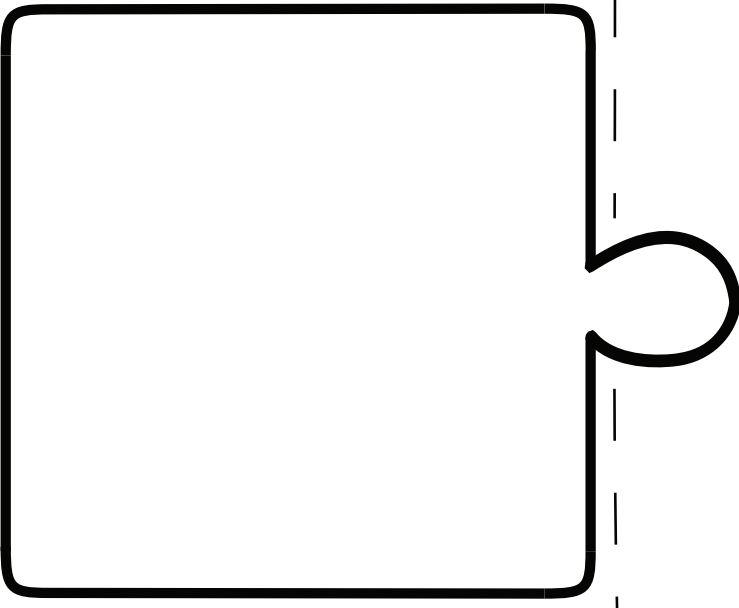

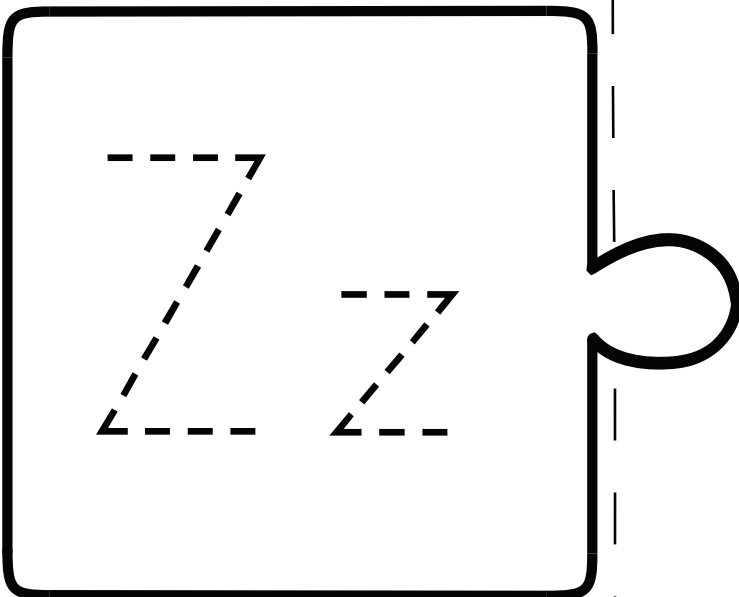

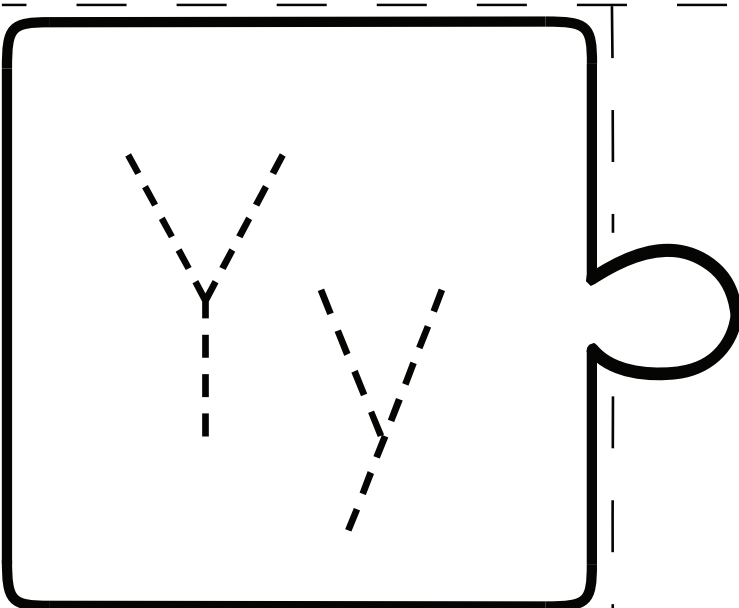
T t

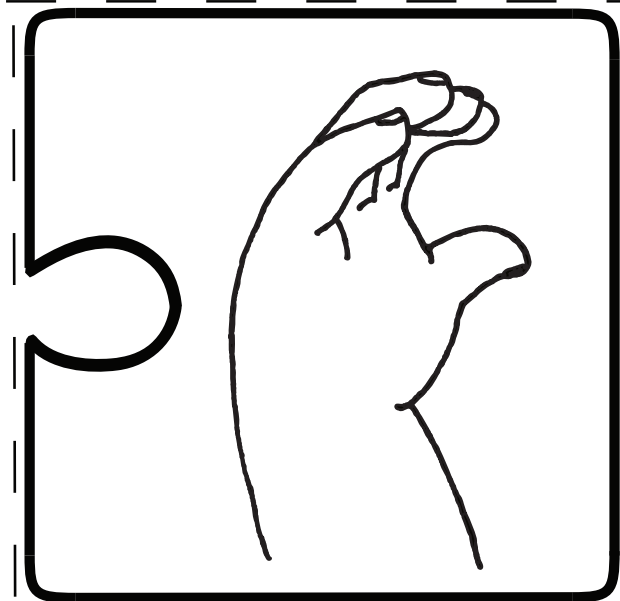

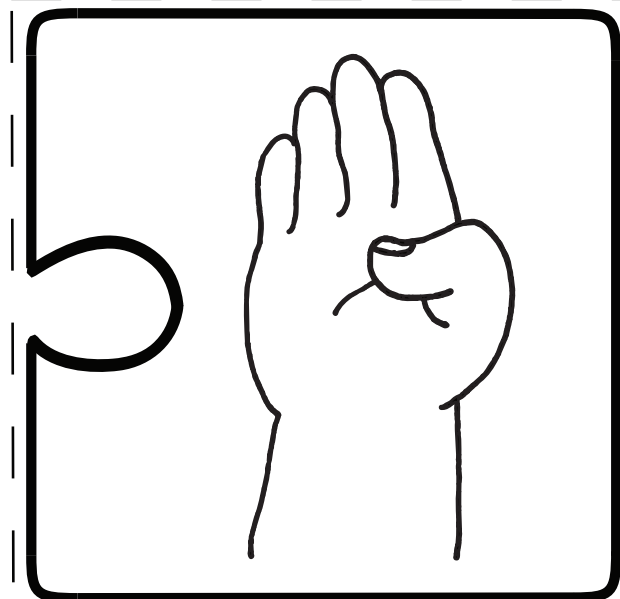





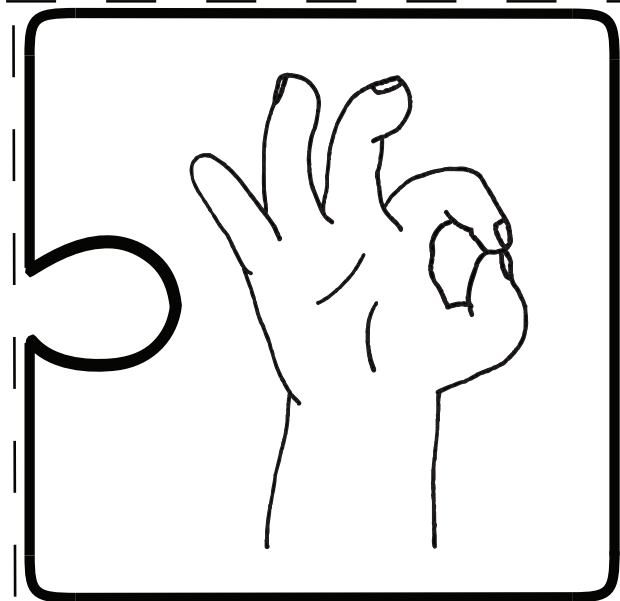

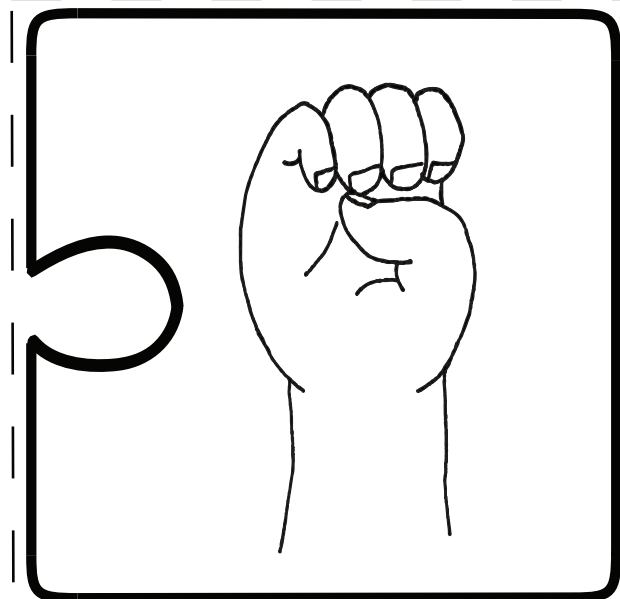



U u



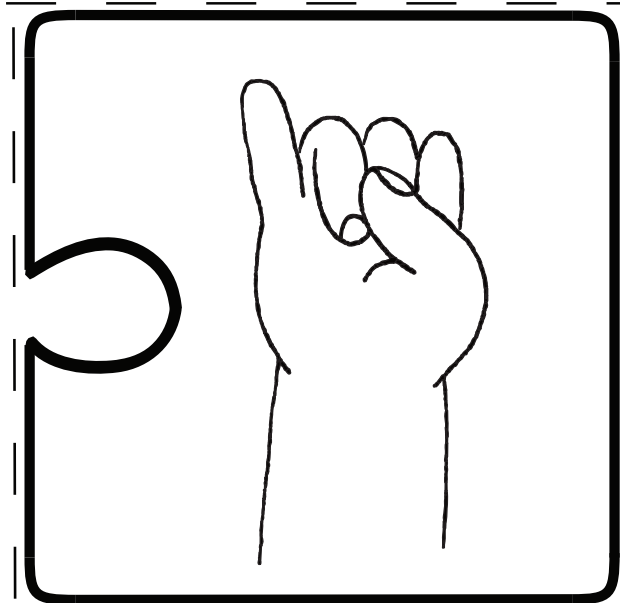

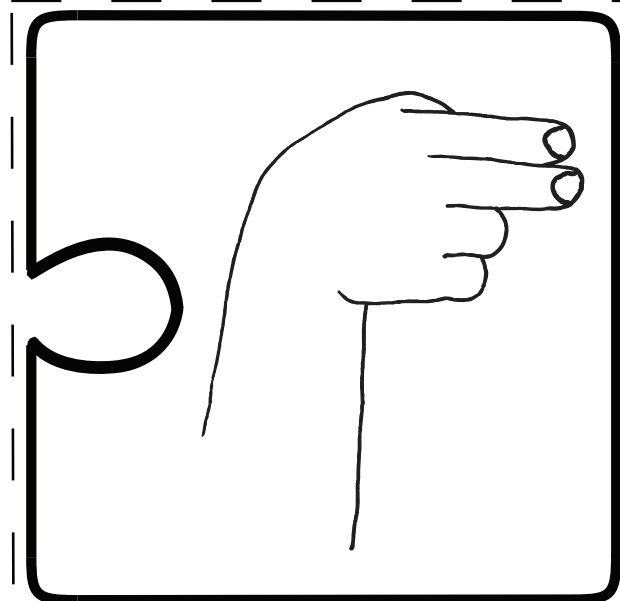

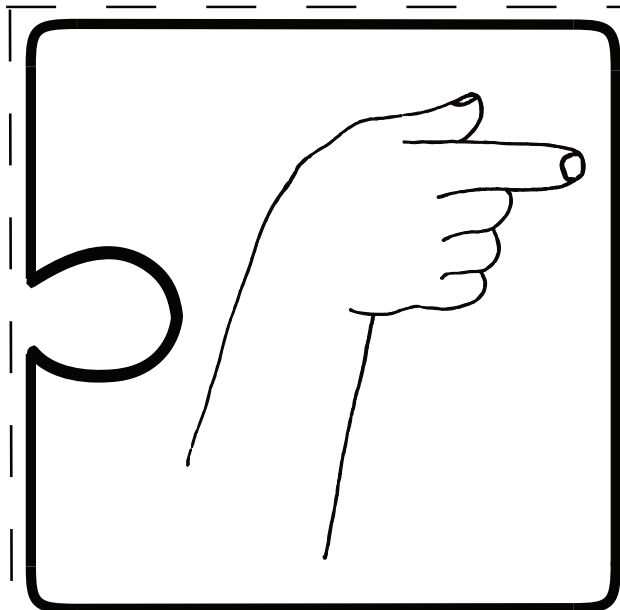


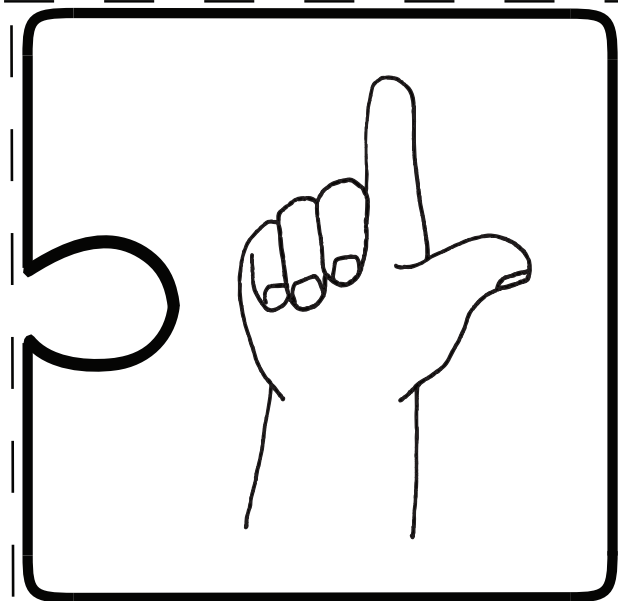

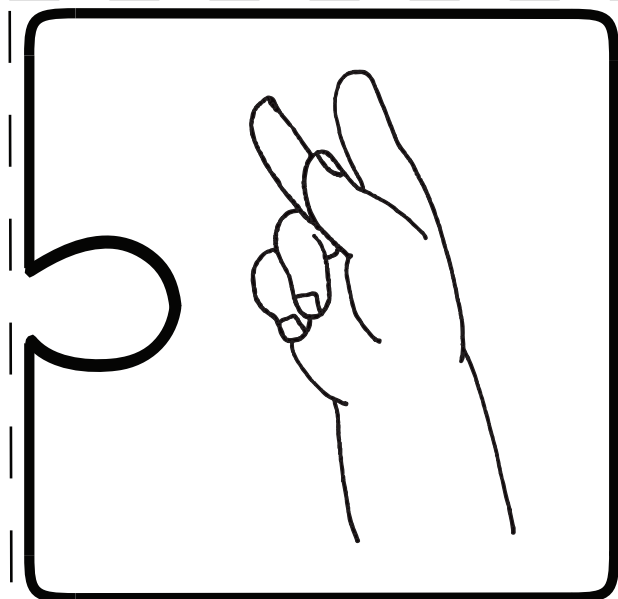





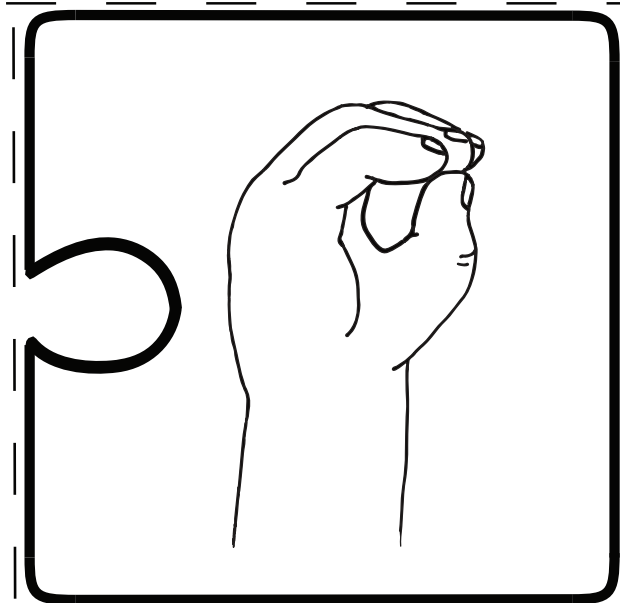

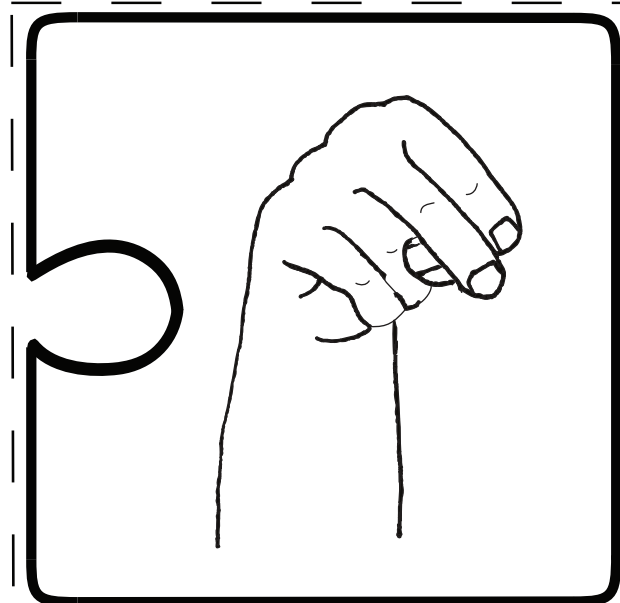







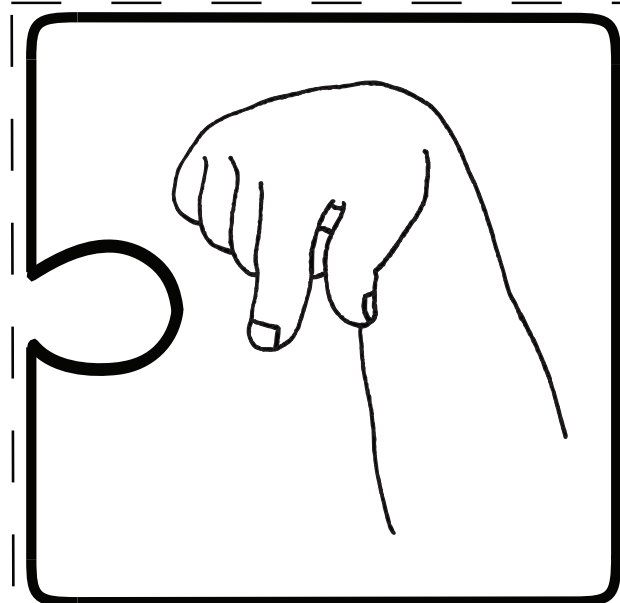






































# ASL Resources

Hundreds of resources for busy teachers!

## Join Now!

[ASLTeachingResources.com/memberships](http://ASLTeachingResources.com/memberships)

### Member Benefits:

#### Memberships for Individuals & Schools

- Core-Content Worksheets
- Lesson Plan Books
- Flash Cards & Label Cards
- Wall Charts
- Dice & Other Games
- ASL Word of the Day Podcast
- Sign Club Series
- Online Video Dictionary
- Online ASL Courses
- Professional Development
- DIY Projects
- ASL Gift Shop
- And more...Everything is ASL!

### Subscribe for more ASL @

Podcast: ASL Word of the Day  
Facebook.com/SignBabySign  
Instagram.com/SignBabySign

YouTube.com/SignBabySign  
Twitter.com/SignBabySign2me  
Pinterest.com/SignBabySign

## Click - Print - Teach

**A note from the founder:** I love sign language! I believe in the many benefits it has to offer the classroom. Our ASL resources will promote a successful learning experience that is both educational and fun. Whether you're using it for differentiation, extension activities or just for fun; **become a member today** and start saving hours of prep time.

We have everything you need!



**Happy signing!**

Cynthia F. Long, Founder  
SignBabySign, LLC  
[ASLTeachingResources.com](http://ASLTeachingResources.com)





# Sign Language Lesson Plans

Collect the series.



ASLTeachingResources.com

Cynthia F. Long © 2017

## Books INCLUDE:

- Teacher's Guide
  - 8x10 of the signs
  - Worksheets
  - Video Dictionary
  - Flash cards
  - Dice game
  - Crafts, Games
  - ASL lessons
- \*Books 17, 19, 20 have different formats

