

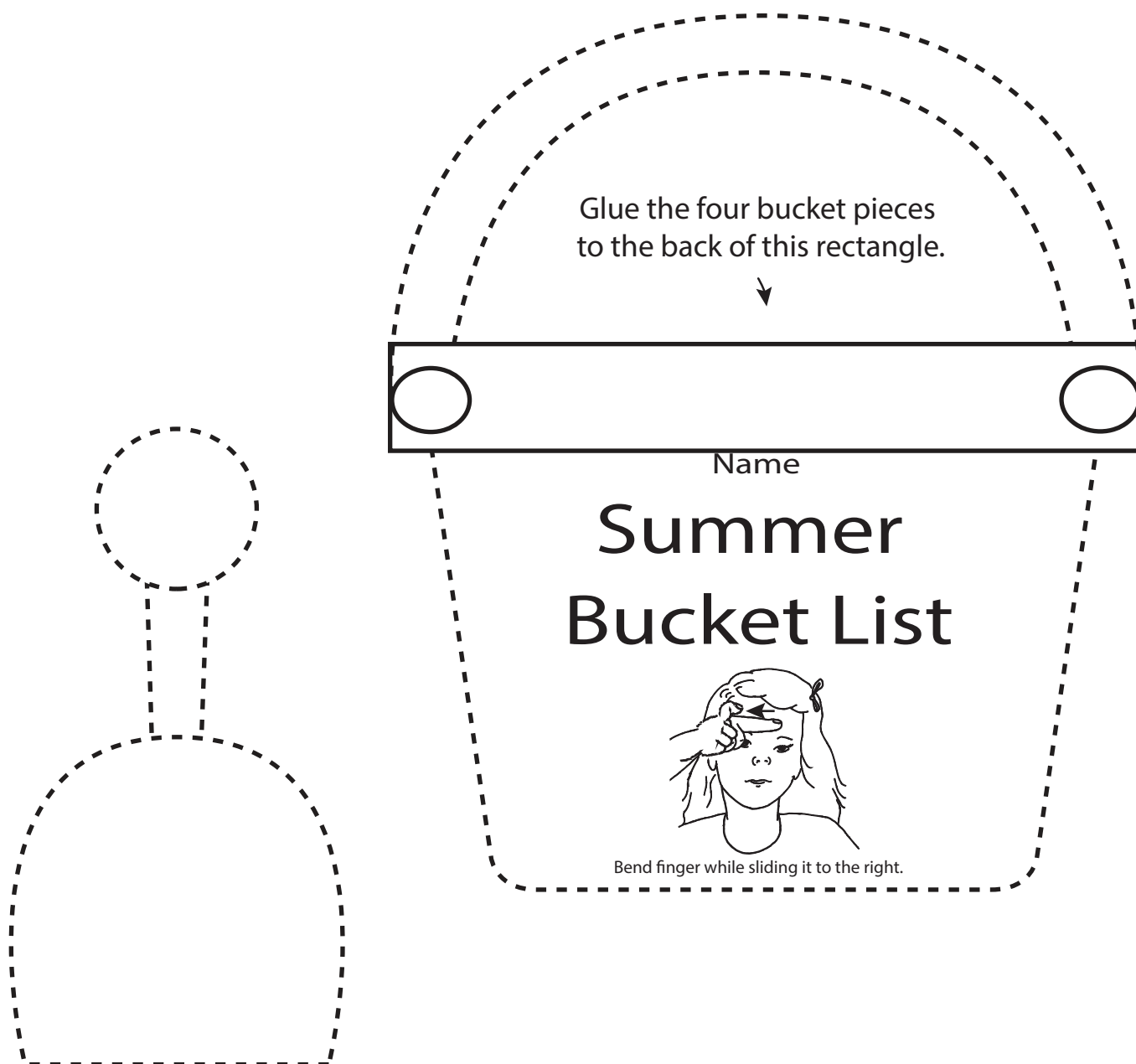
Name _____

Date _____

My Bucket List

Directions:

1. Cut out the shovel and bucket pieces.
2. Draw a picture of yourself on the shovel, then color your shovel and bucket pieces.
3. Write your name on the bucket.
4. On each of the four other pieces, answer the prompt written at the bottom. Draw a picture to match what you wrote.
5. Glue the top strip on each of the four pieces to the back of the bucket in numerical order.
6. Glue the handle of the shovel to one of the circles on the bucket.



Glue here

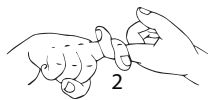
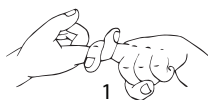
1

Glue here

Write:

Draw:

Fingers interlock then reverse position.



Friends I want to help.

Glue here

2

Glue here

Write:

Draw:

Right "V" hand moves down left palm.



Books I want to read.

Glue here

3

Glue here

Write:

Draw:



"Y" hands shake 2x.

Places I want to play.


Glue here

4

Glue here

Write:

Draw:



Your choice.



Bucket List Ideas



1. Catch fireflies.



2. Have a lemonade stand.



3. Read 20 new books.



4. Learn a new skill.



5. Go to a new park.



6. Make a new friend.



7. Play outside in the sprinklers.



8. See a movie in a park.

9. Cook s'mores with friends.

10. Learn 20 new words in sign language.

11. Go camping in my back yard.

12. Watch fireworks.


13. Go to a museum.

14. Visit Grandma and Grandpa.

15. Plant new flowers at my house.




Click on Images



You'll love these
too!

bit.ly/MoreASL





Get UNLIMITED ASL Resources Now!



Let us make your worksheets!
Pick a plan and start accessing ASL Resources

About the Author

Cynthia Long is a Nationally Certified Interpreter and the founder of Sign Baby Sign LLC. She has extensive experience homeschooling and interpreting in the classroom for primary, secondary, and post-secondary levels and she is dedicated to providing ASL teaching resources to schools and families across the U.S. All of the ASL resources on ASLTeachingResources.com are developed from years of experience in educational systems as a Nationally Certified ASL Interpreter.



By purchasing, you agree to the terms of use:



You may

- For personal use
- Make copies for your classroom, children, or personal use
- Purchase multiple licenses or additional products to share
- Become a member to get more ASL resources


You may not

- Post this item on a personal or district website (contact us for permission)
- Modify any part to offer to others for free or paid
- Copy or give to other teachers or colleagues

Feedback

Remember to leave feedback on your purchases to help others know the quality of this product.

Membership saves you money.



<https://bit.ly/aslinfo>

Learn Sign the Fun Way



JOIN NOW



Member Benefits:

For Individuals & Schools

- Core-Content Worksheets
- Lesson Plan Books
- Flash Cards & Label Cards
- Wall Charts
- Dice & Other Games
- ASL Word of the Day Podcast
- Sign Club Series
- Online Video Dictionary
- Online ASL Courses
- Professional Development
- DIY Projects
- ASL Gift Shop
- Sight Words
- And more...Everything is ASL!

Subscribe: Search for "ASL Teaching Resources"

[Podcast](#)

[YouTube](#)

[TikTok](#)

[Facebook](#)

[Learn ASL](#)

[ASL Books](#)

[Instagram](#)

[Pinterest](#)

[Sign Club](#)

CLICK - PRINT - Teach

See our Amazon books!

<https://amzn.to/3Gv2wqq>

amazon

A note from the founder: Our ASL Resources promote a successful learning experience that is both educational and fun. Whether you're using it for differentiation, extension activities or just for fun, become a member today and start saving hours of prep time. We have everything you need!



Happy Signing!

Cynthia F. Long, Founder

SignBabySign, LLC

ASLTeachingResources.com

