


My Book of Colors

Directions: Make a book of colors for each student.

- 1) Print and cut the front covers for each student (page 2).
- 2) Print and cut as many inside pages (page 3) needed for your students. Have the students write "I see" and then the color that is signed on that page. The students then color the bottom inch to match the signed color.
- 3) When the students are finished, staple one end of their pages to create their book.

Sample-inside pages




red

Kids write this:

I see

Color

Kids color here:




Sample

Sample-Front Cover

Name _____

Book of Colors



At chin, fingertips wiggle.

Game Ideas:

Guess the signed color: Have a student come to the front of the classroom and sign a color. The other students open their color book to the signed color and hold it up.

Guess the spelled color: Fingerspell (or write) the color. The other students open their color book to the signed color and hold it up.

Note: You can also reverse each of these games by having a student hold up a color from their book and have everyone else sign, or write down, the color.

Name

Book of Colors



At chin, fingertips wiggle.

Name

Book of Colors



At chin, fingertips wiggle.

Name

Book of Colors



At chin, fingertips wiggle.

Name

Book of Colors



At chin, fingertips wiggle.

Name

Book of Colors



At chin, fingertips wiggle.

Name

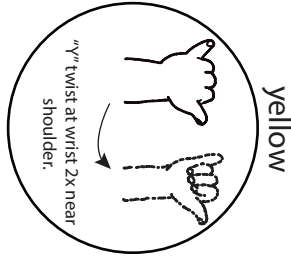
Book of Colors



At chin, fingertips wiggle.




Color _____



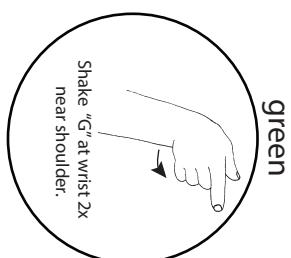
Color _____



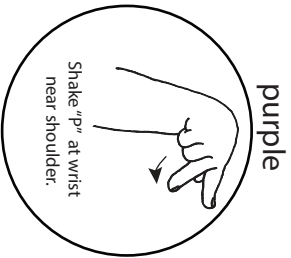
Color _____



Color _____



Color _____



Color _____

ASL Products

Keep up with our new resources and give-a-ways by signing up for our newsletter.

- ✓ Free "Word of the Week"
- ✓ ASL Coloring sheets
- ✓ Free online Dictionary
- ✓ Flash Cards- printable
- ✓ Dice Games- printable
- ✓ Signing Story Books
- ✓ Wall Chart Book Series
- ✓ Coloring Book Series
- ✓ Lesson Plan Book Series
- ✓ Teacher Resources
- ✓ Memberships
- ✓ Online Classes/Tutoring
- ✓ Core based lessons
- ✓ Family Car Decals
- ✓ DIY Projects
- ✓ Bookmarks: ABC & Numbers
- ✓ Gift shop- Baby, Pet, Adult
- ✓ Daily ASL Podcast
- ✓ And more...**Everything is ASL!**

Subscribe @

<http://YouTube.com/SignBabySign>
<http://Twitter.com/SignBabySign2me>
<http://Pinterest.com/SignBabySign>
<http://FaceBook.com/SignBabySign>
<http://Instagram.com/SignBabySign>
iTunes Podcast: ASL Word of the Day



A note from the author:

I love sign language! I believe in the many benefits it has to offer. You must too since you bought this product. Let's get started one word at a time. Our ASL resources are designed with the tools you need for a successful learning experience that is both educational and fun.



Be sure to sign up on our site to get your free ASL resources. Ready for your child to be a star? Send us a video or photo of your child/class learning sign language. Happy signing!

Cynthia F. Long, Founder
SignBabySign®
<http://ASLTeachingResources.com>