


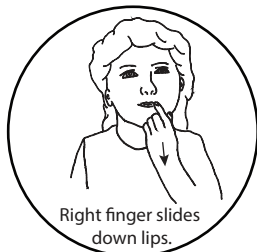
Name \_\_\_\_\_

Date \_\_\_\_\_

# Learning Colors



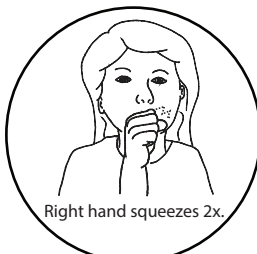
Directions: Practice writing the colors.  
Then go back to sign and read each color.



red



green



orange



yellow



blue



purple

Name \_\_\_\_\_

Date \_\_\_\_\_

# Learning Colors

Directions: First, practice writing the color names. Then draw a line from the words to the correct sign. Lastly, color the rainbow and draw a line from the sign to the correct rainbow band.

red


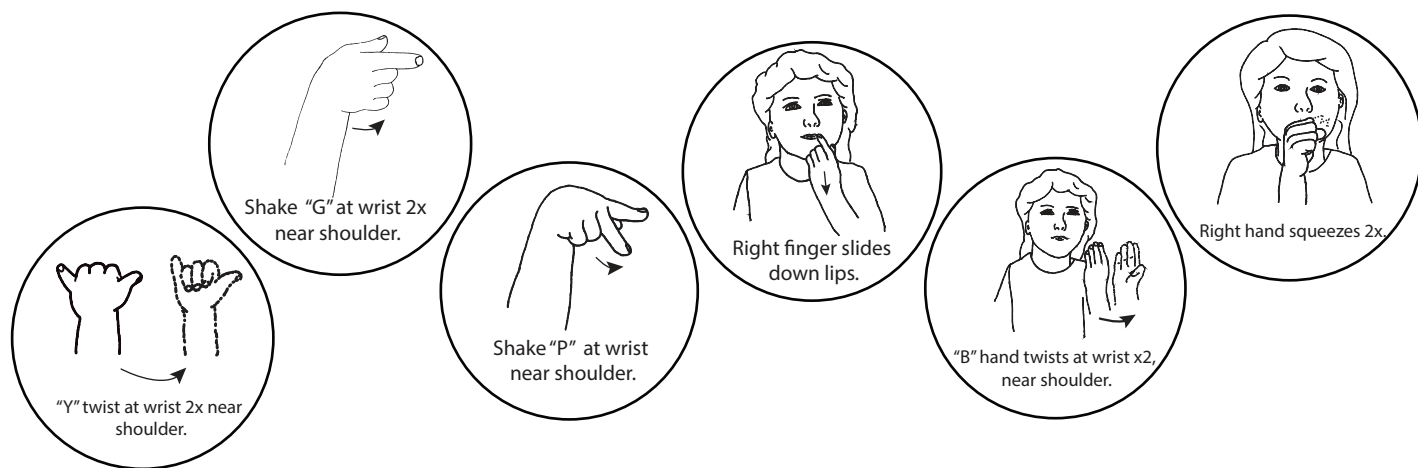
yellow

orange

purple

green

blue



# ASL Products

Keep up with our new resources and give-a-ways by signing up for our newsletter.

- ✓ Free "Word of the Week"
- ✓ ASL Coloring sheets
- ✓ Free online Dictionary
- ✓ Flash Cards- printable
- ✓ Dice Games- printable
- ✓ Signing Story Books
- ✓ Wall Chart Book Series
- ✓ Coloring Book Series
- ✓ Lesson Plan Book Series
- ✓ Teacher Resources

- ✓ Memberships
- ✓ Online Classes/Tutoring
- ✓ Core based lessons
- ✓ Family Car Decals
- ✓ DIY Projects
- ✓ Bookmarks: ABC & Numbers
- ✓ Gift shop- Baby, Pet, Adult
- ✓ Daily ASL Podcast
- ✓ And more...**Everything is ASL!**

## Subscribe @

<http://YouTube.com/SignBabySign>  
<http://Twitter.com/SignBabySign2me>  
<http://Pinterest.com/SignBabySign>  
<http://FaceBook.com/SignBabySign>  
<http://Instagram.com/SignBabySign>  
iTunes Podcast: ASL Word of the Day



A note from the author:

I love sign language! I believe in the many benefits it has to offer. You must too since you bought this product. Let's get started one word at a time. Our ASL resources are designed with the tools you need for a successful learning experience that is both educational and fun.



Be sure to sign up on our site to get your free ASL resources. Ready for your child to be a star? Send us a video or photo of your child/class learning sign language. Happy signing!

Cynthia F. Long, Founder  
SignBabySign®  
<http://ASLTeachingResources.com>