

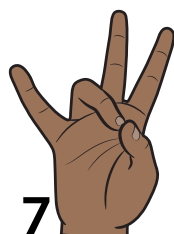
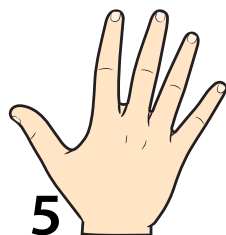



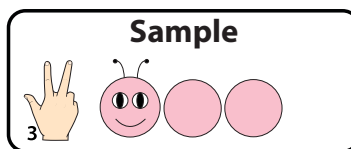


Name _____

Date _____

Odd Numbers

Directions: Use dot marker, fingerprints, playdoh, or draw the correct number of circles to make the caterpillars body.




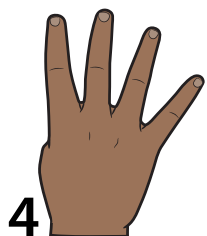


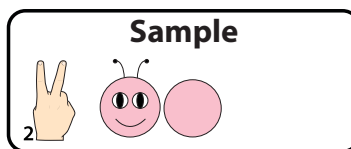


Name _____

Date _____

Even Numbers

Directions: Use dot marker, fingerprints, playdoh, or draw the correct number of circles to make the caterpillars body.






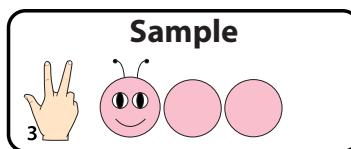


Name _____

Date _____

Odd Numbers

Directions: Use dot marker, fingerprints, playdoh, or draw the correct number of circles to make the caterpillars body.






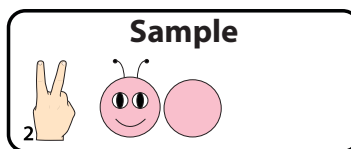


Name _____

Date _____

Even Numbers

Directions: Use dot marker, fingerprints, playdoh, or draw the correct number of circles to make the caterpillars body.

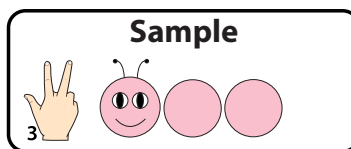


Name _____


Date _____

Odd Numbers

Directions: Use dot marker, fingerprints, playdoh, or draw the correct number of circles to make the caterpillars body.



1



3




5



7



9


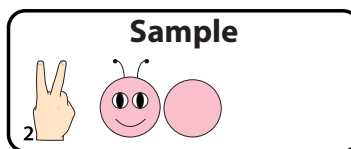


Name _____

Date _____

Even Numbers

Directions: Use dot marker, fingerprints, playdoh, or draw the correct number of circles to make the caterpillars body.



2



4




6



8



10

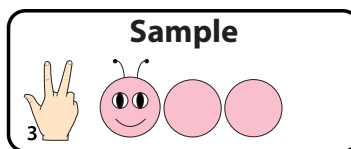


Name _____

Date _____


Odd Numbers

Directions: Use dot marker, fingerprints, playdoh, or draw the correct number of circles to make the caterpillars body.



1

uno



3

tres



5

cinco




7

siete



9

nueve

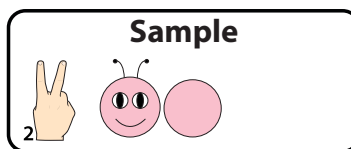


Name _____

Date _____

Even Numbers

Directions: Use dot marker, fingerprints, playdoh, or draw the correct number of circles to make the caterpillars body.



2

dos



4

cuatro



6

seis




8

ocho



10

diez

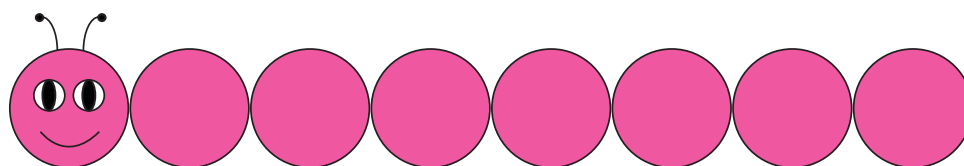
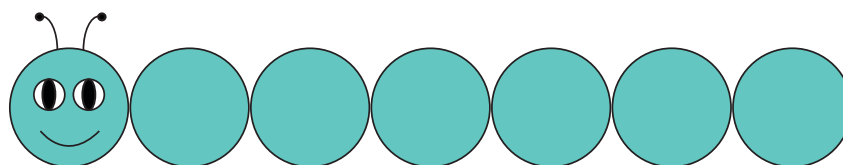
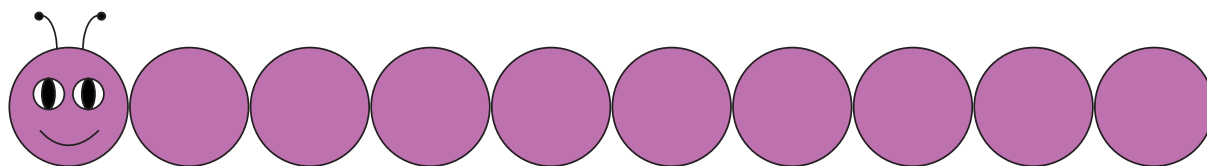
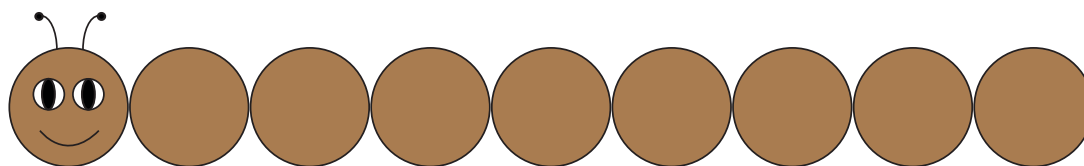
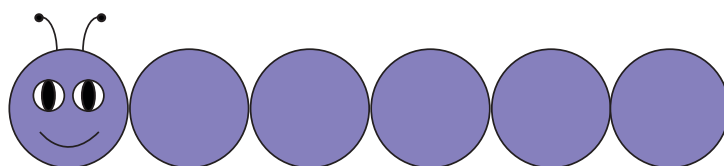
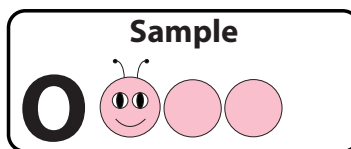


Name _____

Date _____

Odd and Even

Directions: Count the caterpillar's body and put an O for odd and an E for even in the box.


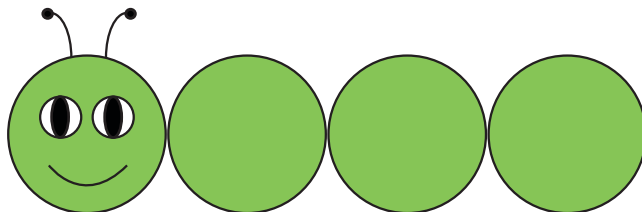
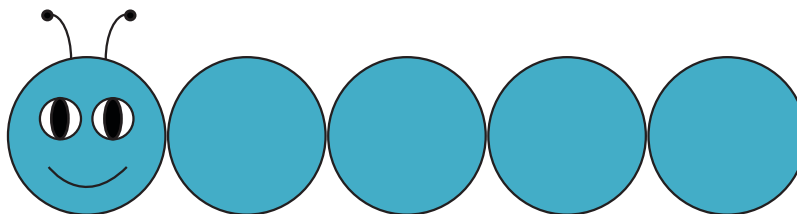
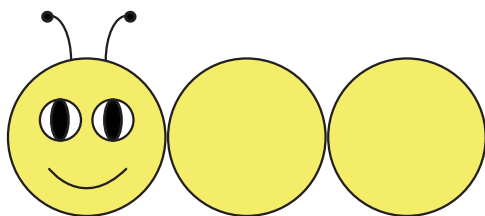

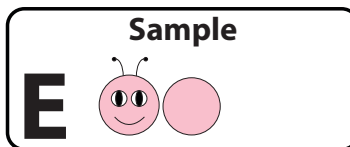


Name _____

Date _____

Odd and Even

Directions: Count the caterpillar's body and put an O for odd and an E for even in the box.



Name _____



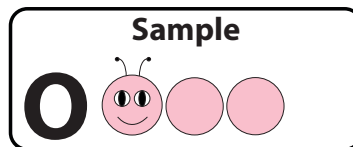
Date _____

Make Your Own

Directions: Roll dice (or use number flashcards for this activity.)

Draw the rest of the caterpillar's body to match what number you rolled.

Write E for even and O for odd in the box.



Name _____


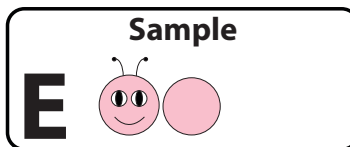
Date _____

Make Your Own

Directions: Roll dice (or use number flashcards for this activity.)

Draw the rest of the caterpillar's body to match what number you rolled.

Write E for even and O for odd in the box.


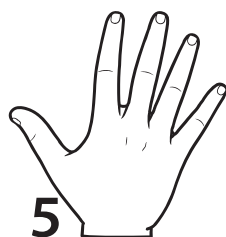

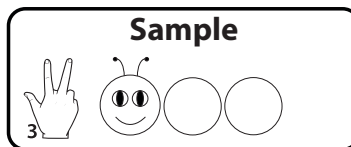


Name _____

Date _____

Odd Numbers

Directions: Use dot marker, fingerprints, playdoh, or draw the correct number of circles to make the caterpillars body.


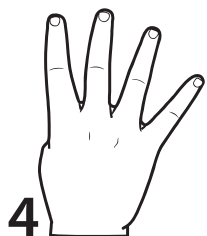
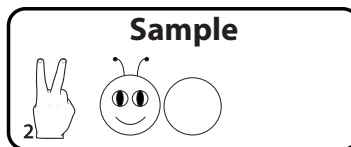


Name _____

Date _____

Even Numbers

Directions: Use dot marker, fingerprints, playdoh, or draw the correct number of circles to make the caterpillars body.

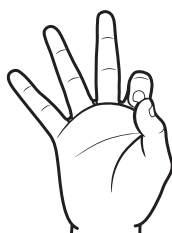



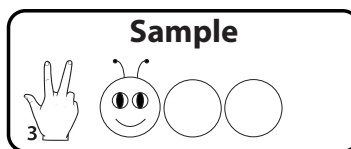


Name _____

Date _____

Odd Numbers

Directions: Use dot marker, fingerprints, playdoh, or draw the correct number of circles to make the caterpillars body.

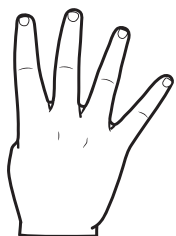
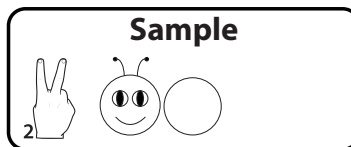


Name _____

Date _____

Even Numbers

Directions: Use dot marker, fingerprints, playdoh, or draw the correct number of circles to make the caterpillars body.


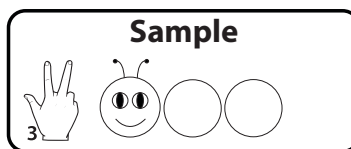


Name _____

Date _____

Odd Numbers

Directions: Use dot marker, fingerprints, playdoh, or draw the correct number of circles to make the caterpillars body.



1



3



5



7



9

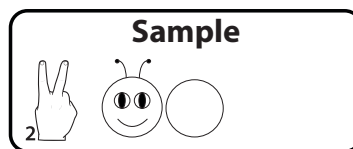


Name _____

Date _____

Even Numbers

Directions: Use dot marker, fingerprints, playdoh, or draw the correct number of circles to make the caterpillars body.



2



4



6



8



10


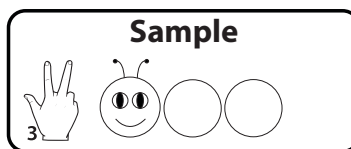


Name _____

Date _____

Odd Numbers

Directions: Use dot marker, fingerprints, playdoh, or draw the correct number of circles to make the caterpillars body.



1

uno



3

tres



5

cinco



7

siete



9

nueve

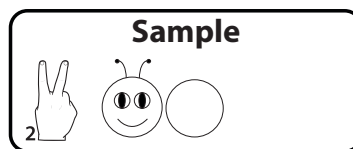


Name _____

Date _____

Even Numbers

Directions: Use dot marker, fingerprints, playdoh, or draw the correct number of circles to make the caterpillars body.



2

dos



4

cuatro



6

seis



8

ocho



10

diez


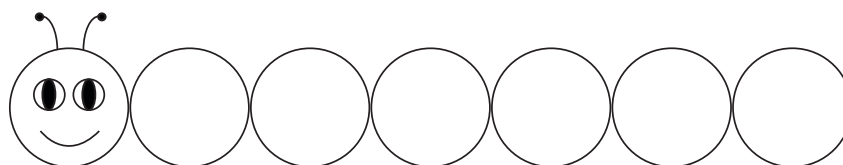
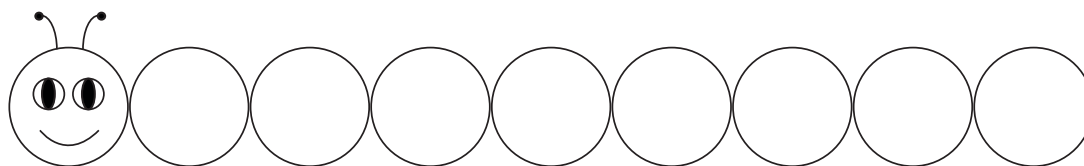
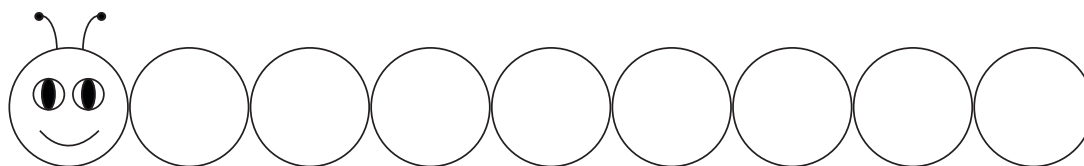


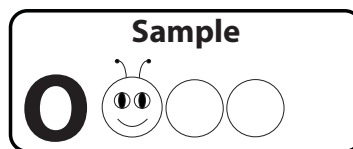


Name _____

Date _____

Odd and Even

Directions: Count the caterpillar's body and put an O for odd and an E for even in the box.



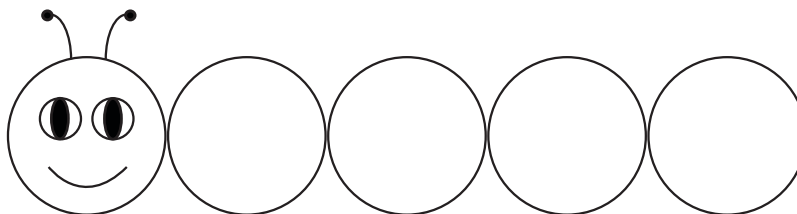
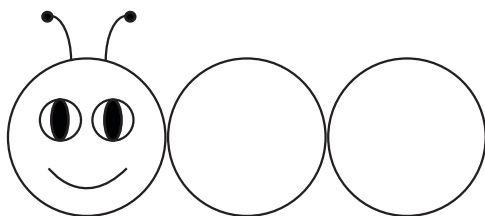
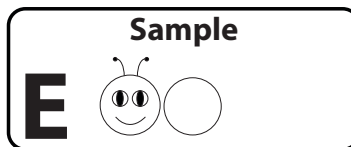


Name _____

Date _____

Odd and Even

Directions: Count the caterpillar's body and put an O for odd and an E for even in the box.



Name _____

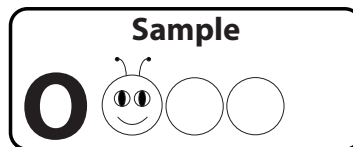
Date _____

Make Your Own

Directions: Roll dice (or use number flashcards for this activity.)

Draw the rest of the caterpillar's body to match what number you rolled.

Write E for even and O for odd in the box.



Name _____

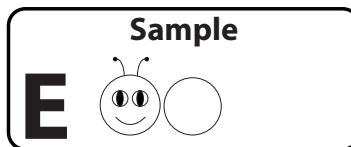
Date _____

Make Your Own

Directions: Roll dice (or use number flashcards for this activity.)

Draw the rest of the caterpillar's body to match what number you rolled.

Write E for even and O for odd in the box.



PreK - K Curriculum

SIGNING STARS



Language Targets

- ★ English
- ★ Sign Language
- ★ Spanish

SCAN



What's Included

- Theme lessons
- Literacy
- Writing
- Math
- Colors
- Videos library
- Book lists
- Lessons include
 - *Flashcards*
 - *Worksheets*
 - *Game Ideas*
 - *Play-based Ideas*
 - *& Much More*

bit.ly/prek-curriculum





JOIN the ASLTR Community

- Stay up to date with ASL support
- Get FREE resources and coupons

CLICK HERE



<https://bit.ly/asl-update>



Let us make your worksheets!
Pick a plan and start accessing ASL Resources

About the Author

Cynthia Long is a Nationally Certified Interpreter and the founder of Sign Baby Sign LLC. She has extensive experience homeschooling and interpreting in the classroom for primary, secondary, and post-secondary levels and she is dedicated to providing ASL teaching resources to schools and families across the U.S. All of the ASL resources on ASLTeachingResources.com are developed from years of experience in educational systems as a Nationally Certified ASL Interpreter.



By purchasing, you agree to the terms of use:



You may

- For personal use
- Make copies for your classroom, children, or personal use
- Purchase multiple licenses or additional products to share
- Become a member to get more ASL resources

You may not

- Post this item on a personal or district website (contact us for permission)
- Modify any part to offer to others for free or paid
- Copy or give to other teachers or colleagues

Feedback

Remember to leave feedback on your purchases to help others know the quality of this product.

Membership saves you money.



<https://bit.ly/aslinfo>

Learn Sign the Fun Way



JOIN NOW



Member Benefits:

For Individuals & Schools

- Core-Content Worksheets
- Lesson Plan Books
- Flash Cards & Label Cards
- Wall Charts
- Dice & Other Games
- ASL Word of the Day Podcast
- Sign Club Series
- Online Video Dictionary
- Online ASL Courses
- Professional Development
- DIY Projects
- ASL Gift Shop
- Sight Words
- And more...Everything is ASL!



More Sign Language!

bit.ly/MoreASL



CLICK - PRINT - Teach

See our Amazon books!

<https://amzn.to/3Gv2wqq>

amazon

A note from the founder: Our ASL Resources promote a successful learning experience that is both educational and fun. Whether you're using it for differentiation, extension activities or just for fun, become a member today and start saving hours of prep time. We have everything you need!



Happy Signing!

Cynthia F. Long, Founder

SignBabySign, LLC

ASLTeachingResources.com

