

# Sign Language


Back-to-school

## School Days

### Lesson Plan Book 9



**Inside:**  
Book  
Bus  
Chair  
Clean  
Play  
Read  
Ready  
Room  
Story Time  
Teacher  
Numbers  
1 - 5  
6 - 10



ASLTeachingResources.com Tools for teachers & students!




# ASL Teaching Resources

brought to you by




This book belongs to

A blue line-art illustration of a hand with the index finger pointing up and the thumb pointing to the side, representing the ASL sign for the letter 'I'.

---

More resources at: [ASLTeachingResources.com](http://ASLTeachingResources.com)





# ASL Teaching Resources

brought to you by



After years of working in the education system, my question was where are the resources for teaching sign language? Sure, I could find the ABCs and 1-10, but I needed more than that. I decided to make it happen.

All of our ASL resources are not only from years of experience in the educational system but also as a Nationally Certified Interpreter (that just means I'm fluent in sign). We have hundreds of sign resources for you to use to teach hearing, deaf, and special needs children.

## **Our resources are created for:**

- TEACHERS** to save you hours of research. Everything is ready to go.
- CHILDREN** to have a fun, interactive, hands-on learning experience.
- PARENTS** to reinforce the lesson at home. (Handouts are only available in Lesson Plan books.)

Send us your feedback and ideas as to how we can better serve you.

We would be honored if you'd share our site with others. Happy signing!

**ASL Dictionary at: [ASLTeachingResources.com/Dictionary](https://ASLTeachingResources.com/Dictionary)**



# ASL Teaching Resources

brought to you by



## ASL Books- Collect the entire series!

Lesson Plans - Wall Charts - Coloring Books

1. My First Signs-Infant
2. My First Signs-Preschool
3. Directions
4. Answers
5. Food
6. Bathroom
7. Holiday Vol. 1
8. Holiday Vol. 2
9. School Days
10. Animals
11. Outdoors
12. Emotions
13. Weather
14. Manners
15. Clothes
16. Calendar
17. Numbers
18. Day Care
19. Colors
20. ABCs

**ASL Gifts at: [ASLTeachingResources.com/Shop](https://ASLTeachingResources.com/Shop)**

# CONGRATULATIONS!

Here is your sign language book!


Our mission is to provide high quality lessons to time-pressed teachers and those working with hearing, deaf, hard-of-hearing, or special needs children.



## Instructions for use

- Our books are available in PDF and printed format.
- Books with lesson plans will include the following:
  1. LP- Lesson Plan for teacher
  2. Sign 8 x 10- Print on cardstock to display in classroom
  3. WS- Worksheet for the child
  4. HO-Handout, optional for take home paper
- Videos for signs can be viewed at [ASLTeachingResources.com/Dictionary](https://ASLTeachingResources.com/Dictionary)
- In the PDF version, use the “bookmark” tab for easy access to each section.
- If left handed, substitute left for right hand instructions.

**TERMS OF USE:** All designs and coloring pages are the copyrighted, intellectual property of Sign Baby Sign® and can only be redistributed within your home, classrooms or group. They are not to be sold or shared with others to reproduce in any format, including web pages. When printing, items must retain and always include [ASLTeachingResources.com](https://ASLTeachingResources.com) as it appears on the original document. Thank you for helping to protect our work and guide others to this resource. Please contact us if you have any further questions.




SHOP NOW

ASLTeachingResources.com



ASL  
WORD  
OF  
THE Day



Podcast



More designs at  
[ASLTeachingResources.com/Shop](http://ASLTeachingResources.com/Shop)

## Benefits of using sign language in the classroom, homeschool, or childcare:

- ✓ increases test scores
- ✓ helps students focus
- ✓ increases confidence
- ✓ great for behavior management
- ✓ engages students in learning
- ✓ redirects focus
- ✓ successful quiet times
- ✓ enhances literacy development
- ✓ boosts comprehension
- ✓ creates an engaging learning environment
- ✓ creates a more harmonious classroom
- ✓ introduces a new language
- ✓ involves low verbal or shy children in communication
- ✓ enhances communication skills

## Hints for using this book:

1. Start with a sign each day or each week, building sign vocabulary as you go.
2. When teaching new vocabulary, SHOW the written word in English, SIGN the word in ASL, and SAY the word. Incorporating all three learning styles (visual, auditory, kinesthetic) is a powerful tool to engage students.
3. Increase receptive and expressive vocabulary with our flashcards, dice, and videos.
4. Send home handouts for parents to learn and reinforce signs learned.

## Ideas for incorporating sign language in your daily activities:

1. Use signs daily, especially during your routine transitions (lunch, bathroom).
2. When signing, make eye contact and keep your hands empty when possible.
3. Use objects and fingerspelling to introduce signs (e.g. teach the sign "apple" and the letter "a" while showing an apple). This iconic approach increases comprehension.
4. During activities, reading, or singing: sign key words, have students sign them, or ask questions where children sign the answer.
5. Have a theme day to emphasize new signs. Each time the word is said it must be signed.
6. When teaching reading skills or during story time, use signs for key words. Tape the flash cards throughout your books at the appropriate places. Children can read and be reminded of the signs. The added dimension of signing will help to reinforce vocabulary.
7. Use sign as a tool in classroom management by directing students as to what to do next or to address a student across the room.
8. Incorporating fingerspelling can provide an additional method to learning new spelling words, engaging children who are more visual or kinesthetic.
9. Dedicate a place in your room for the wall charts. Add more as you learn.
10. Introduce quiet times where children can only communicate in sign to each other.

**Bonus: Smile and have fun while you create a fun learning environment!**






# School Days

Name \_\_\_\_\_  
 SignBabySign.org®  
 ©SignBabySign All rights reserved.

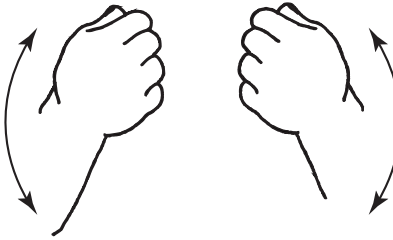
Book



Hands become a book that opens 2x.

www.signbabysign.org®

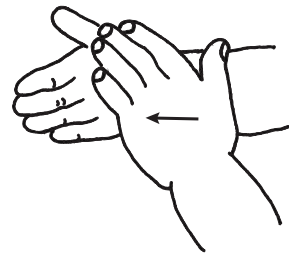
Bus



Pretend to drive a big steering wheel.

www.signbabysign.org®

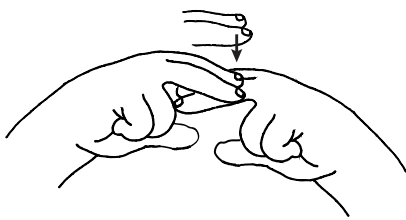
Clean



Right hand slides off left palm.

www.signbabysign.org®

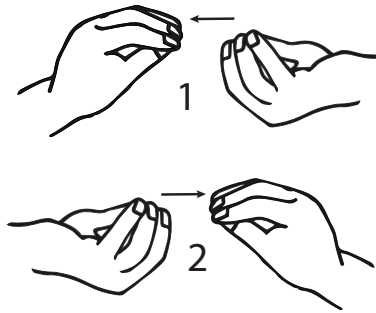
Chair



Right fingers tap on left fingers 2x.

www.signbabysign.org®


Number



Touch, reverse, touch again.

www.signbabysign.org®

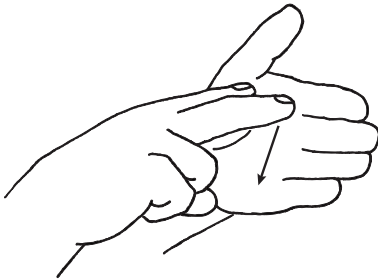
Play



"Y" hands shake 2x.

www.signbabysign.org®

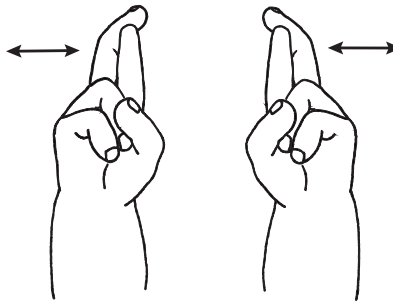
Read



Right "V" hand moves down left palm.

www.signbabysign.org®

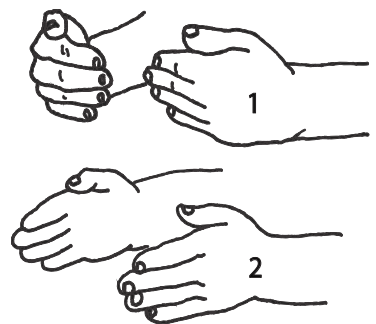
Ready



Move to the right 2x.

www.signbabysign.org®

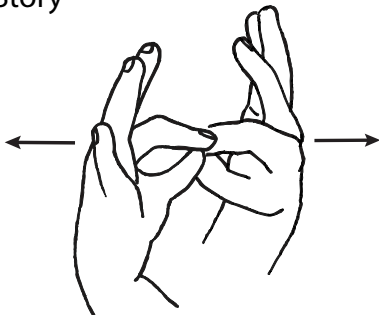
Room



Make a box shape with your hands.

www.signbabysign.org®

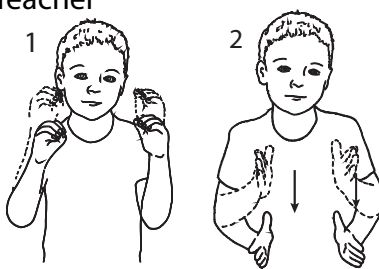
Story



Pull apart 2x.

www.signbabysign.org®

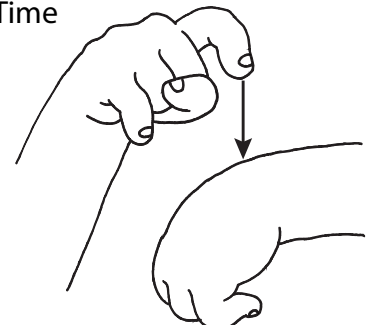
Teacher



1. Move "flat O" hands forward at head level.  
 2. Move hands down chest to hips.

www.signbabysign.org®

Time



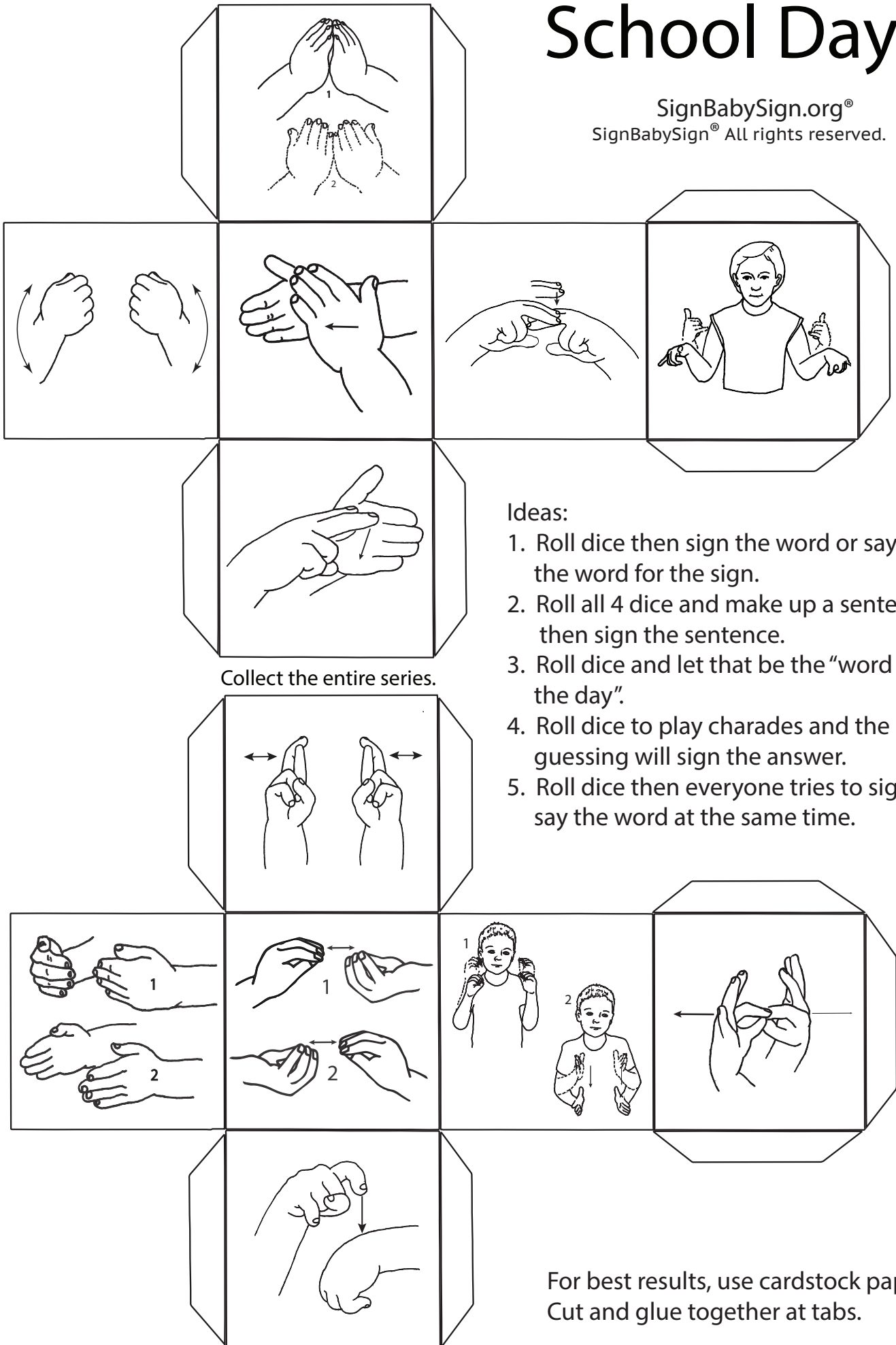
Right index finger taps wrist 2x.

www.signbabysign.org®

Collect the entire series.

# School Days

SignBabySign.org®  
SignBabySign® All rights reserved.

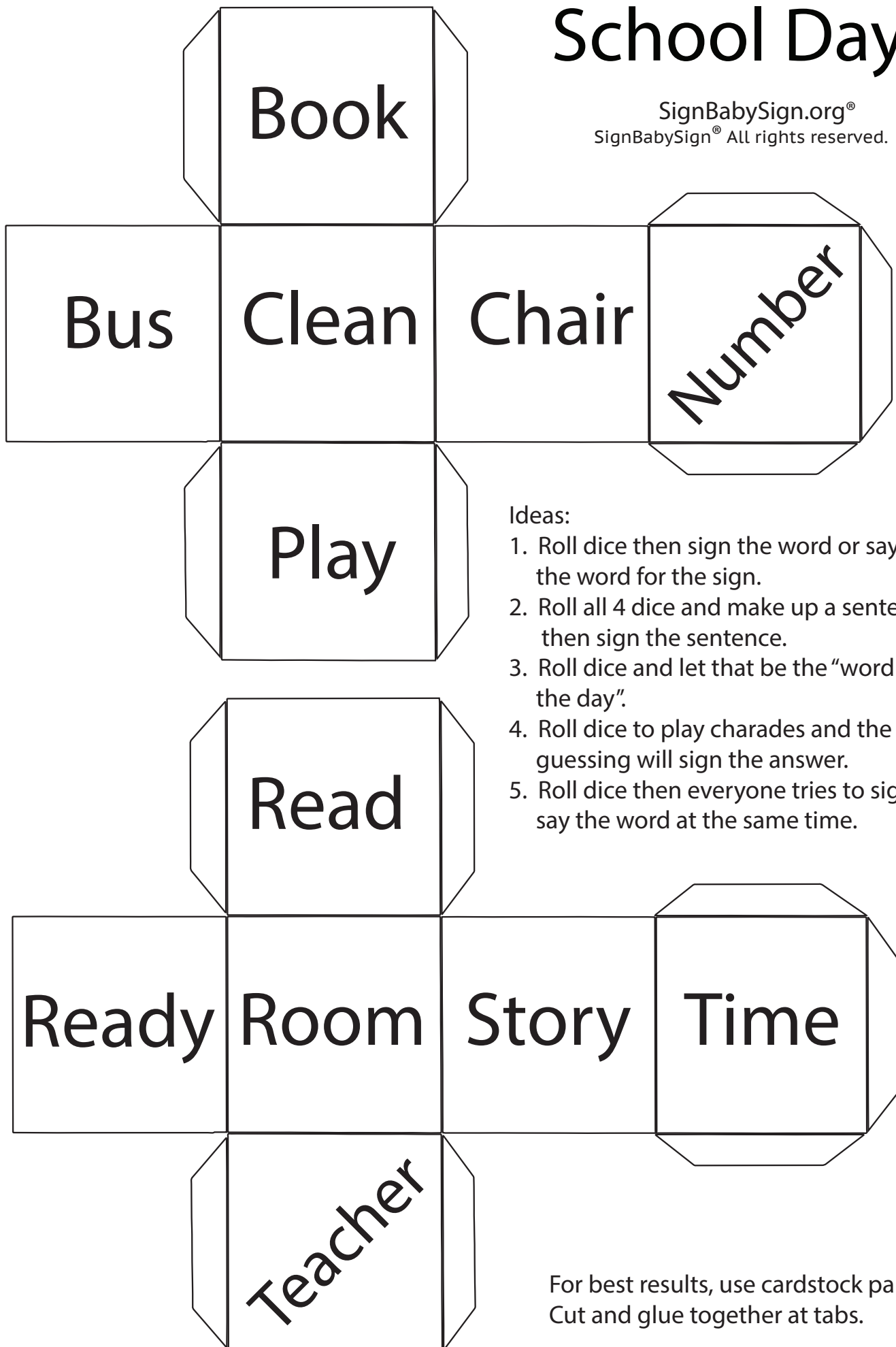


For best results, use cardstock paper.  
Cut and glue together at tabs.



# School Days

SignBabySign.org®  
SignBabySign® All rights reserved.



## Ideas:

1. Roll dice then sign the word or say the word for the sign.
2. Roll all 4 dice and make up a sentence then sign the sentence.
3. Roll dice and let that be the "word for the day".
4. Roll dice to play charades and the person guessing will sign the answer.
5. Roll dice then everyone tries to sign or say the word at the same time.

For best results, use cardstock paper.  
Cut and glue together at tabs.

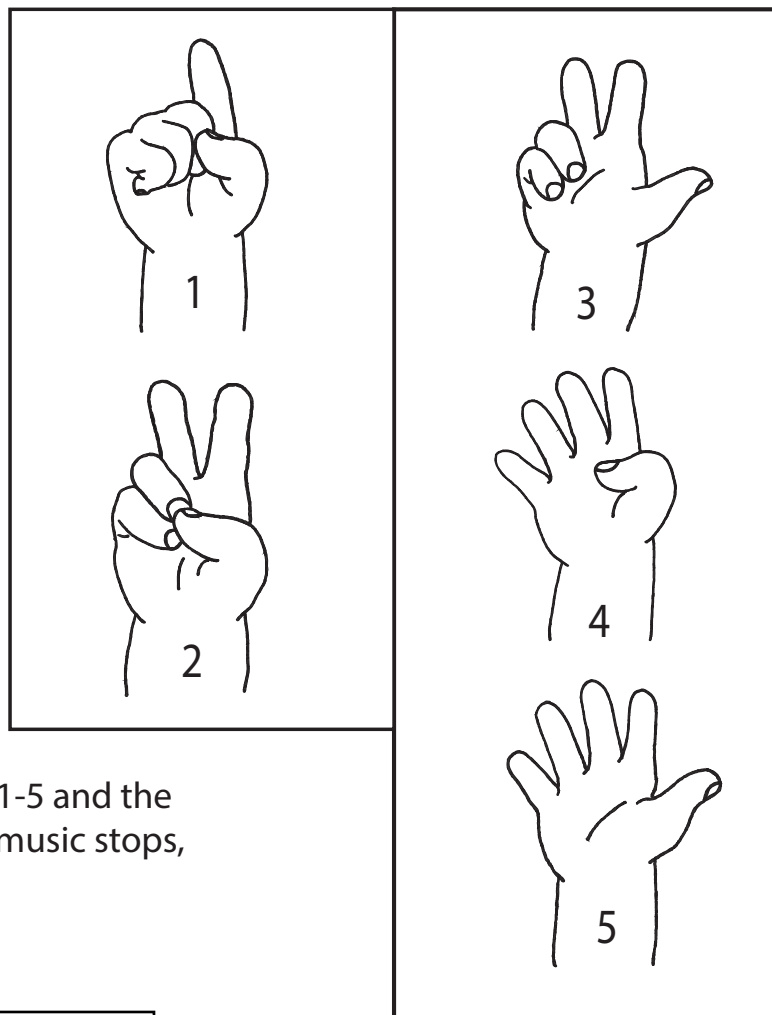
# 1 - 5

**Level:** Pre-K, K

**Category:** Numbers Activity Book

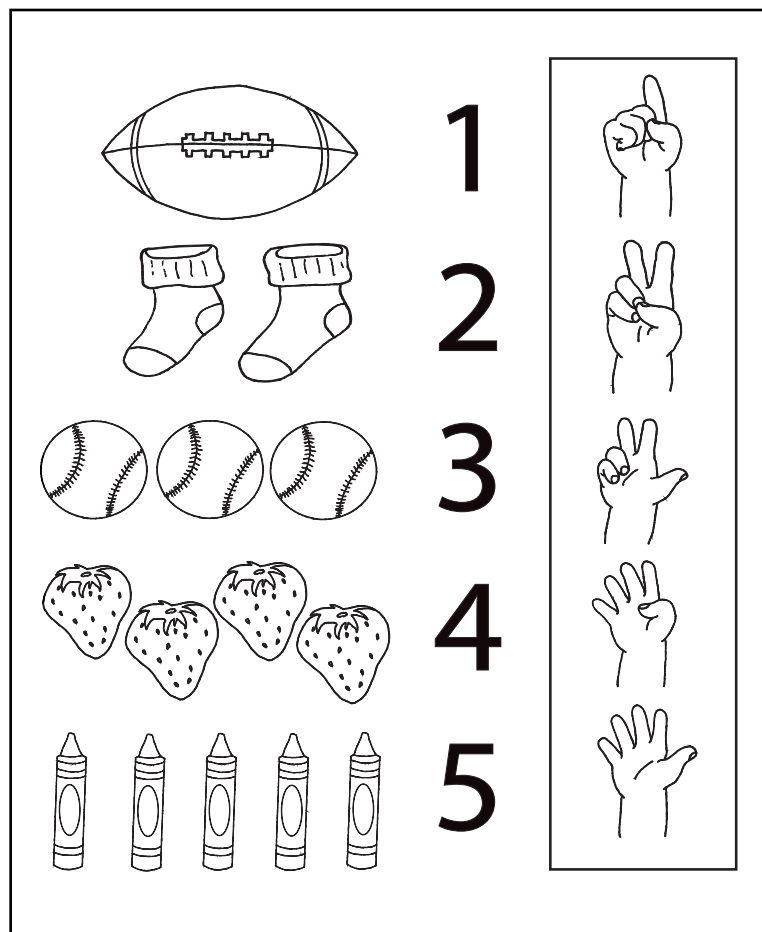
**Topics:** Math, Counting, Ordinal

**Materials:** Chairs, music



Game: Play musical chairs. Tape numbers 1-5 and the sign to match on the chairs. Each time the music stops, children sign the number on the chair.

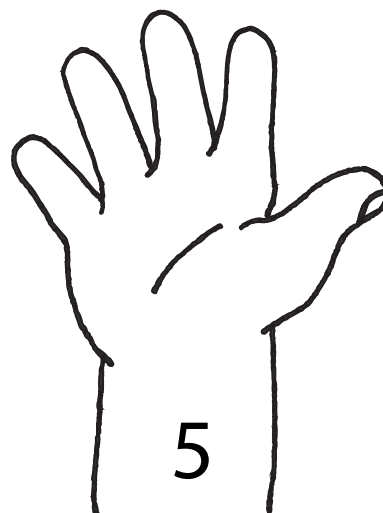

Example



Click image for video.

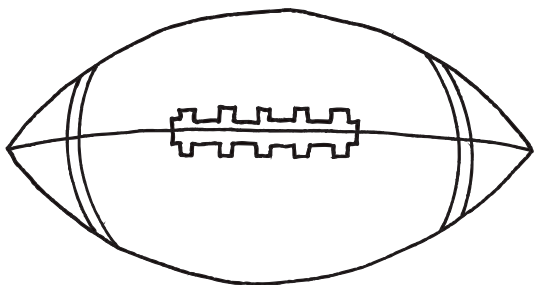


# 1-5

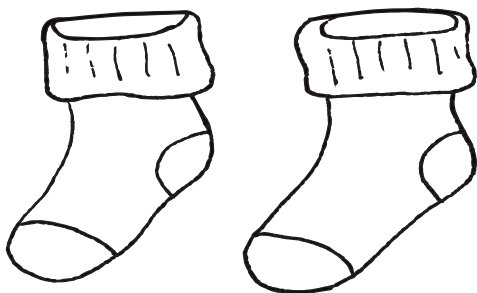


Name \_\_\_\_\_

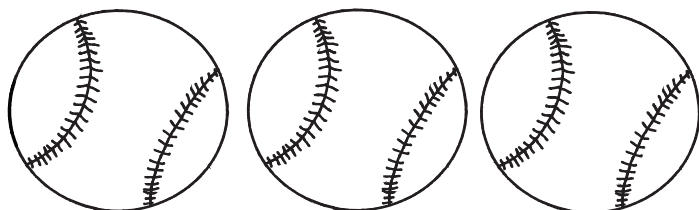
Date \_\_\_\_\_




1



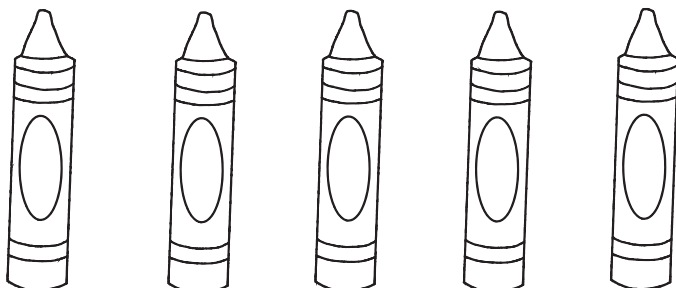
2




3



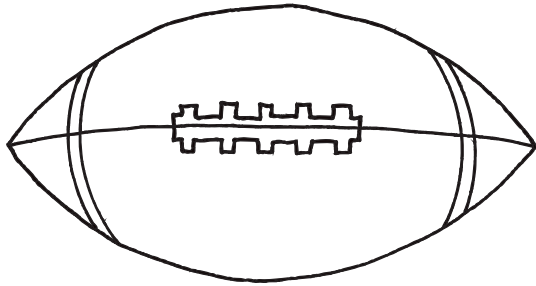
4



5



Game: Play musical chairs. Tape numbers 1-5 and the sign to match on the chairs.  
Each time the music stops, children sign the number on the chair.




1



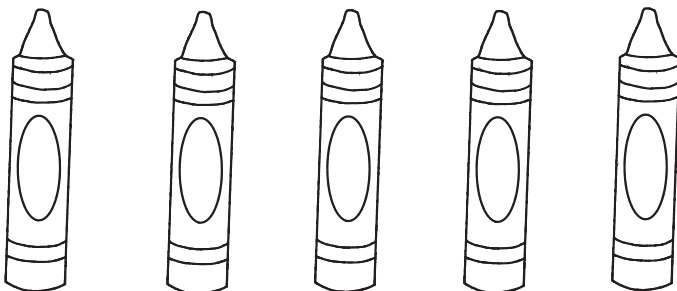
2




3



4



5



Child's Name

[www.signbabysign.org](http://www.signbabysign.org)

Date word was signed

©SignBabySign All rights reserved

# 6 - 10

**Level:** Pre-K, K, 1

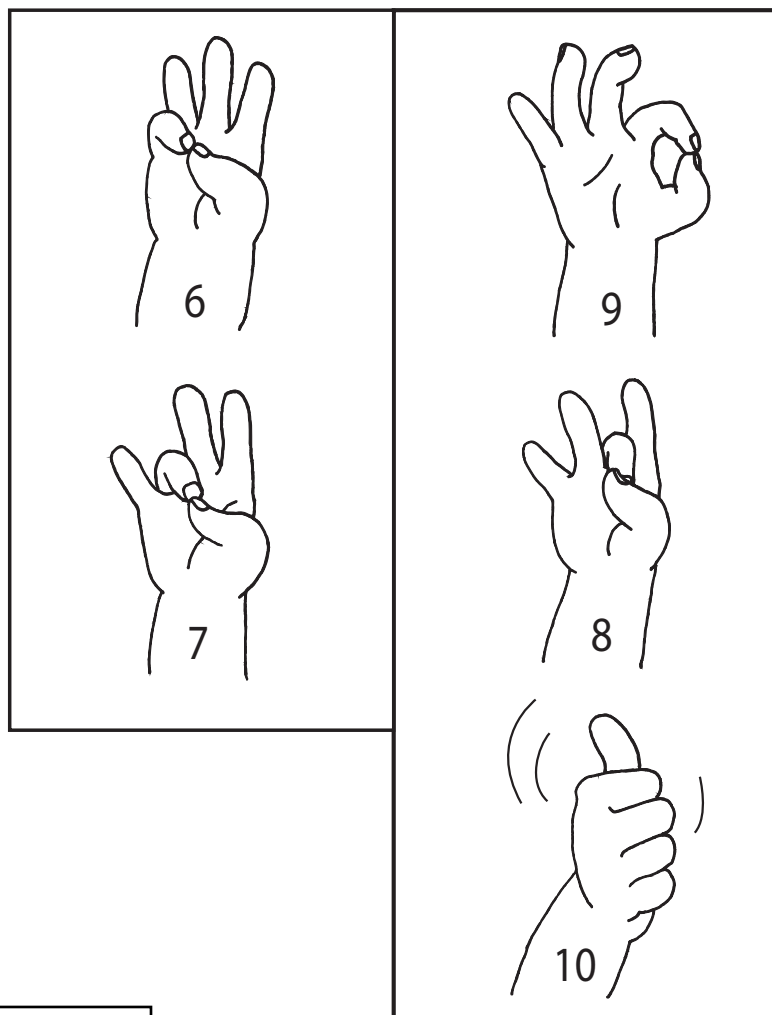
**Category:** Numbers Activity Book

**Topics:** Counting, Numbers






**Materials:** N/A

Find the items above and circle them.

Activity: Go outside and practice counting things in the picture.




## Example



6 Clouds   7 Windows   Draw 8 Flowers   9 Steps   10 Fruits

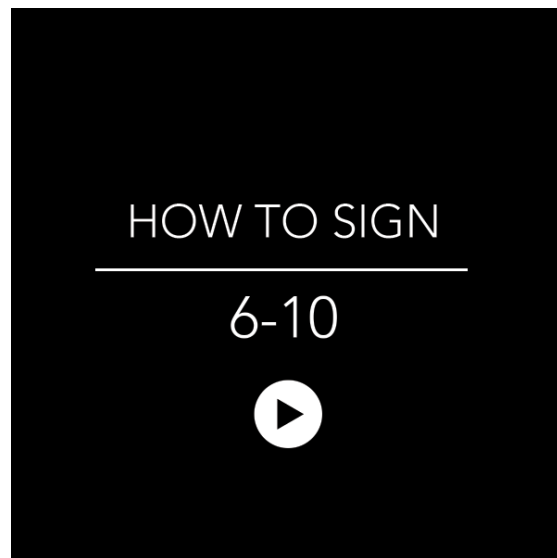
Find the items above and circle them.



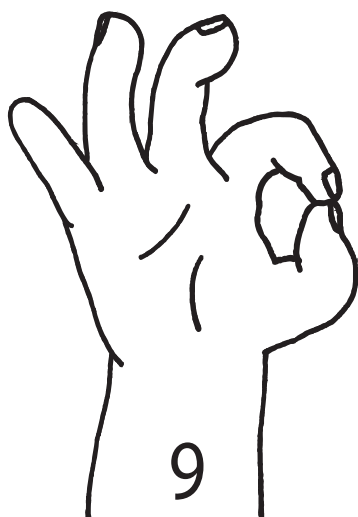
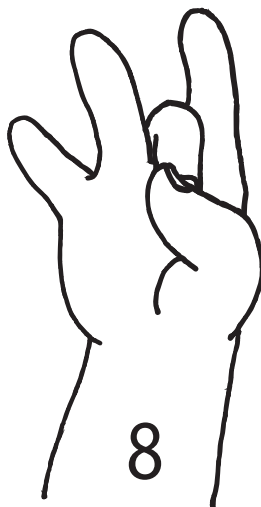

Name \_\_\_\_\_ Date \_\_\_\_\_

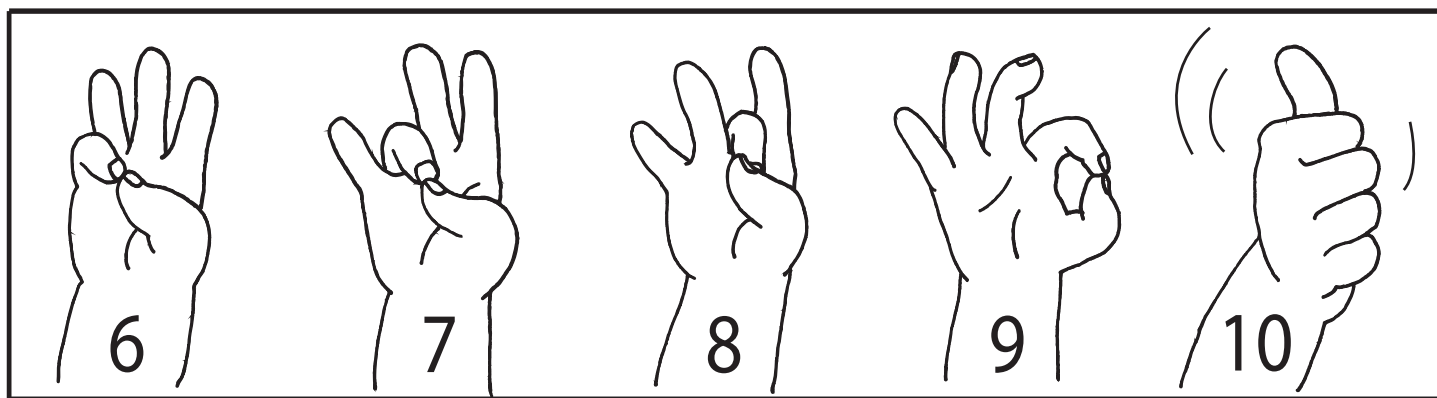
www.SignBabySign.org®

Click image for video.



# 6-10





6 Clouds 7 Windows Draw 8 Flowers 9 Steps 10 Fruits

Find the items above and circle them.

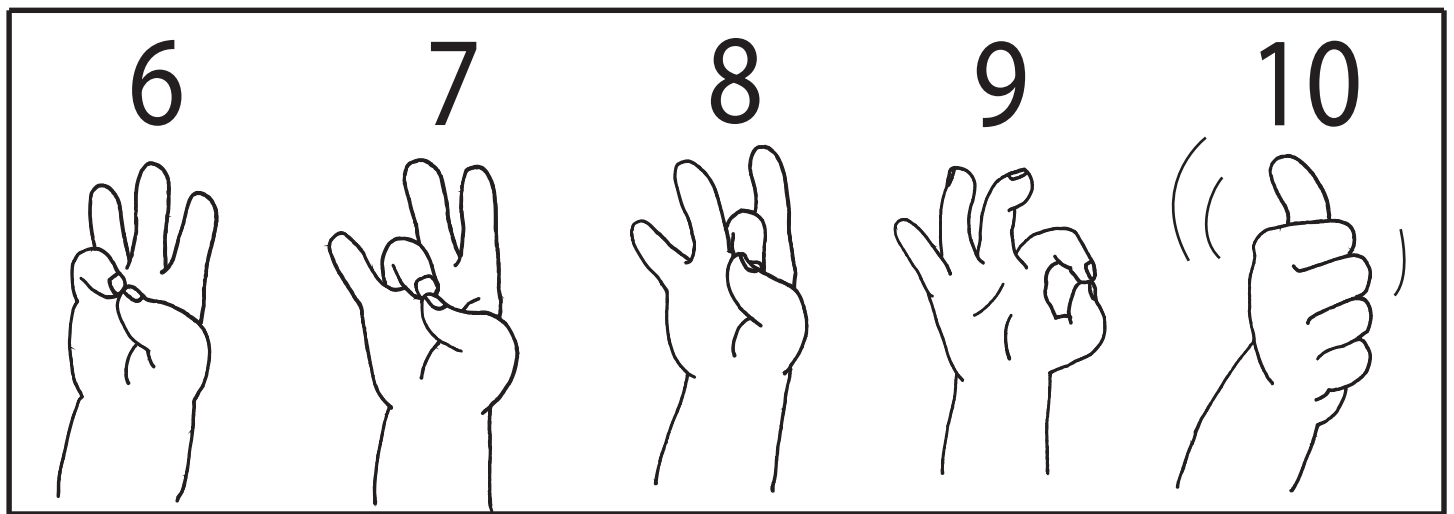


Name \_\_\_\_\_

Date \_\_\_\_\_


[www.SignBabySign.org](http://www.SignBabySign.org)®





6 Clouds    7 Windows    Draw 8 Flowers    9 Steps    10 Fruits

Find the items above and circle them.



Activity: Go outside and practice counting things in the picture.

Child's Name \_\_\_\_\_

[www.signbabysign.org](http://www.signbabysign.org)

Date word was signed \_\_\_\_\_

©SignBabySign All rights reserved

# Book

**Level:** Pre-K, K, 1

**Category:** School Days Activity Book

**Topics:** English, Art

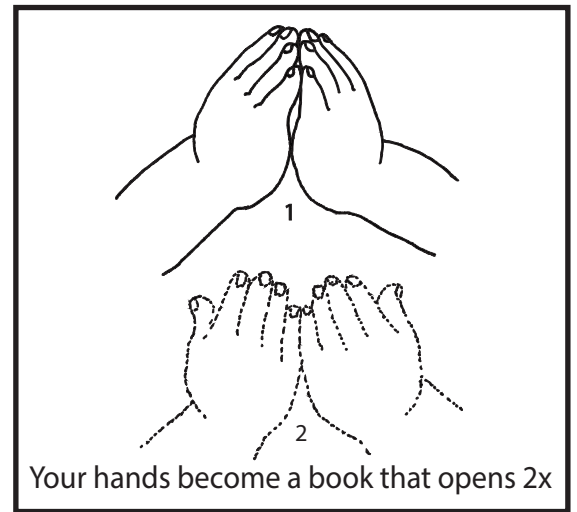
**Materials:** coloring utensils, construction paper, a book

If you wrote a book, what would it be about?  
Draw it on the cover below.

Craft: Make a bookmark.

Game: Pass a book without dropping it. Pass in a circle  
or over head-between legs.

Idea: Show-N-Tell your favorite book or get the printable  
ASL - ABC or counting book mark from our store.




## Example

# Book

Name


Date

If you wrote a book, what would it be about?  
Draw it on the cover below.



www.SignBabySign.org®

Click image for video.



www.SignBabySign.org®

# Book




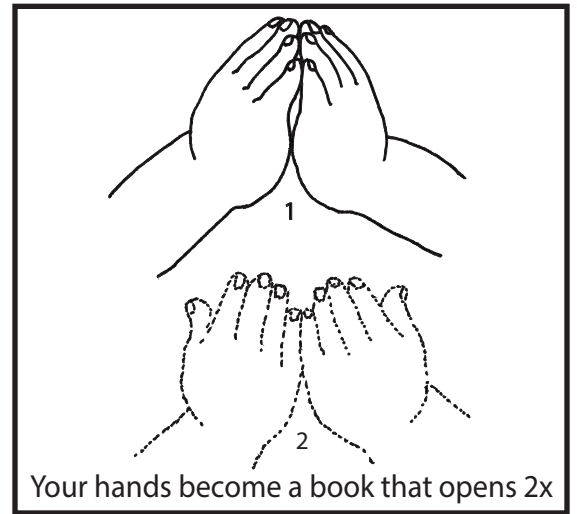
Your hands become a book that opens 2x

# Book

Name \_\_\_\_\_

Date \_\_\_\_\_

If you wrote a book, what would it be about?  
Draw it on the cover below.



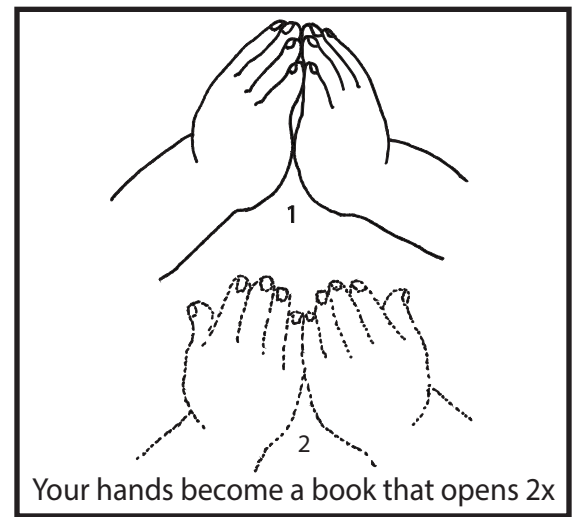
# Book

If you wrote a book, what would it be about?  
Draw it on the cover below.

Craft: Make a bookmark.

Game: Pass a book without dropping it. Pass in a circle  
or over head-between legs.

Idea: Show-N-Tell your favorite book or get the printable  
ASL - ABC or counting book mark from our store.



Child's Name

[www.signbabysign.org](http://www.signbabysign.org)®

Date word was signed

©SignBabySign All rights reserved

# Bus

**Level:** K, 1

**Category:** School Days Activity Book

**Topics:** Transportation

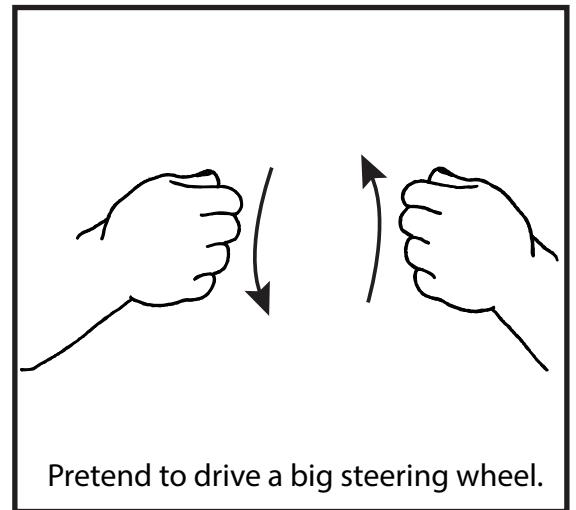
**Materials:** coloring utensils, egg carton, popsicle sticks, construction paper

Color and put in order.


Craft: Make a bus with an egg carton, popsicle sticks, or paper. Draw kids in the windows.

Game: Sing "Wheels on the bus" and see how many new verses can be created.

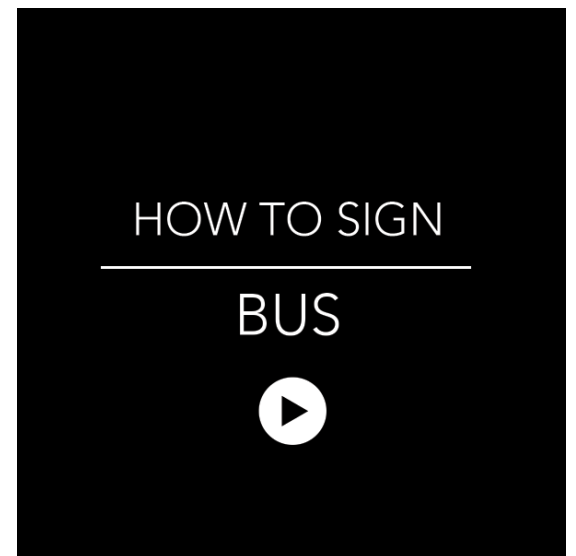
Idea: Watch Magic School bus.



## Example

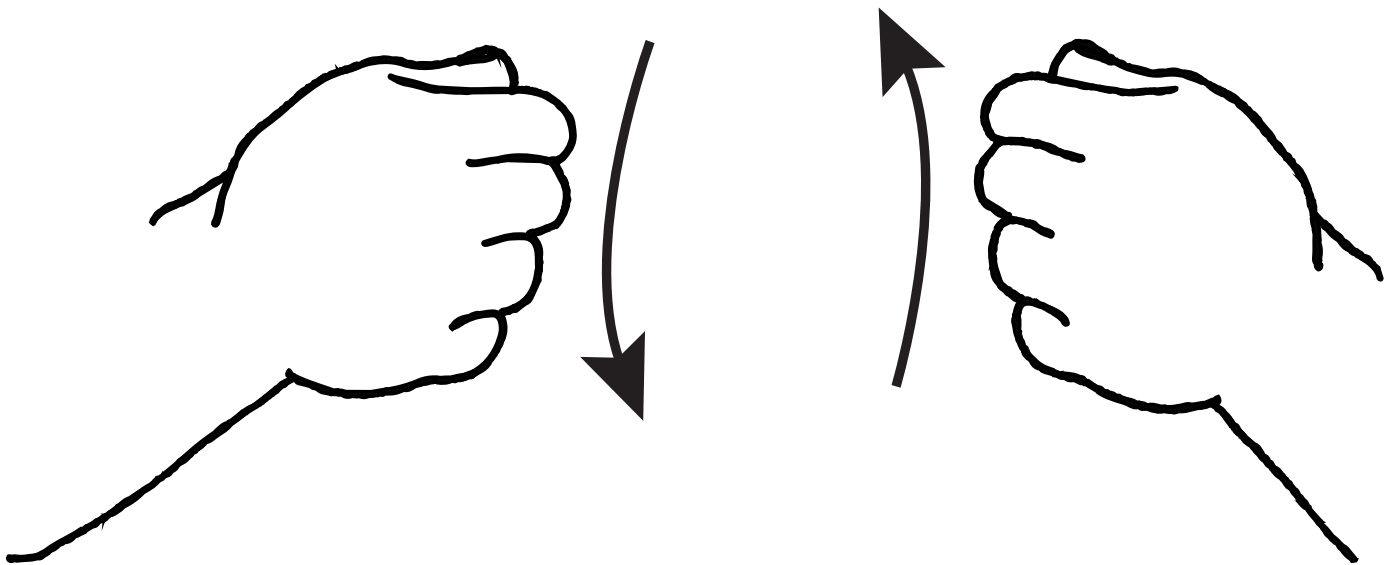


Click image for video.



www.SignBabySign.org®

# Bus



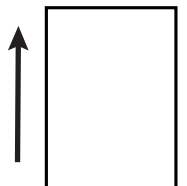



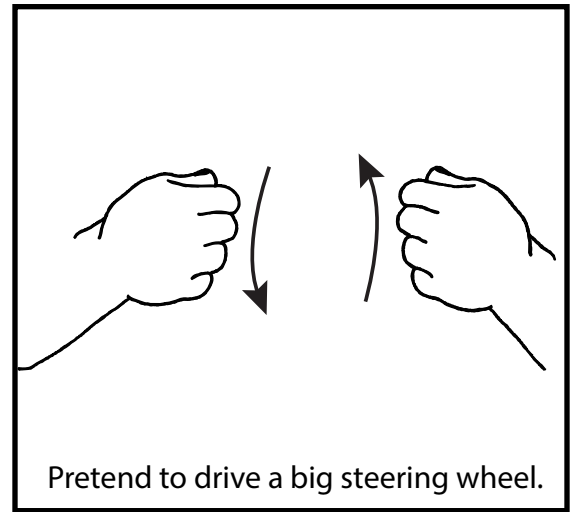
Pretend to drive a big steering wheel.

# Bus

Name \_\_\_\_\_

Date \_\_\_\_\_

Color and put in order.









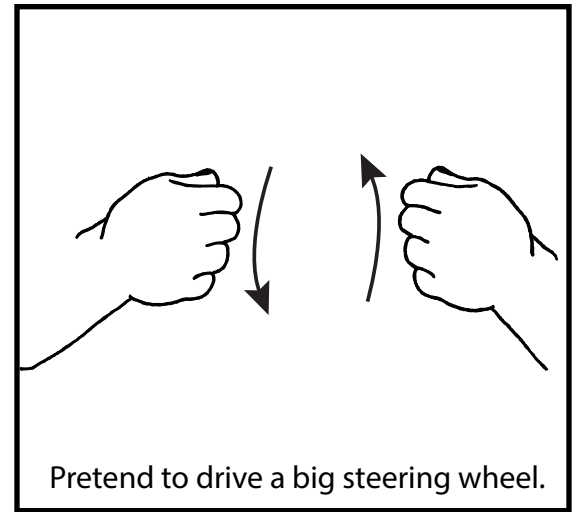
# Bus

Color and put in order.

Craft: Make a bus with an egg carton, popsicle sticks, or paper. Draw kids in the windows.

Game: Sing "Wheels on the bus" and see how many new verses can be created.

Idea: Watch Magic School bus.



Child's Name

[www.signbabysign.org](http://www.signbabysign.org)

Date word was signed

©SignBabySign All rights reserved

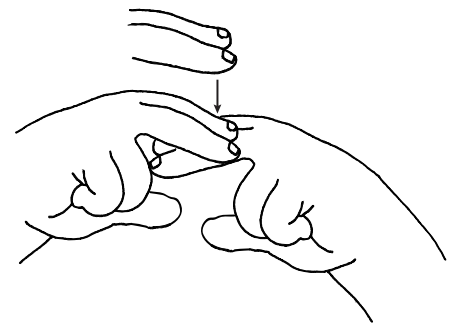
# Chair

**Level:** Pre-K, K, 1

**Category:** Day Care Activity Book

**Topics:** Furniture, Vocabulary

**Materials:** coloring utensils, chairs, music



Tap 2 right fingers on left 2 fingers 2x.

Color and name the parts of the chair.

Craft: Decorate a chair to become the “special” chair for good behavior or the birthday child.

Game: Play musical chairs.

Idea: Talk about different kinds of chairs (use photos).


Example

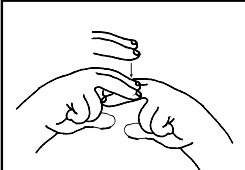
## Chair

Name \_\_\_\_\_

Date \_\_\_\_\_

Color and name the parts of the chair.





Tap 2 right fingers on left 2 fingers 2x.

www.SignBabySign.org®

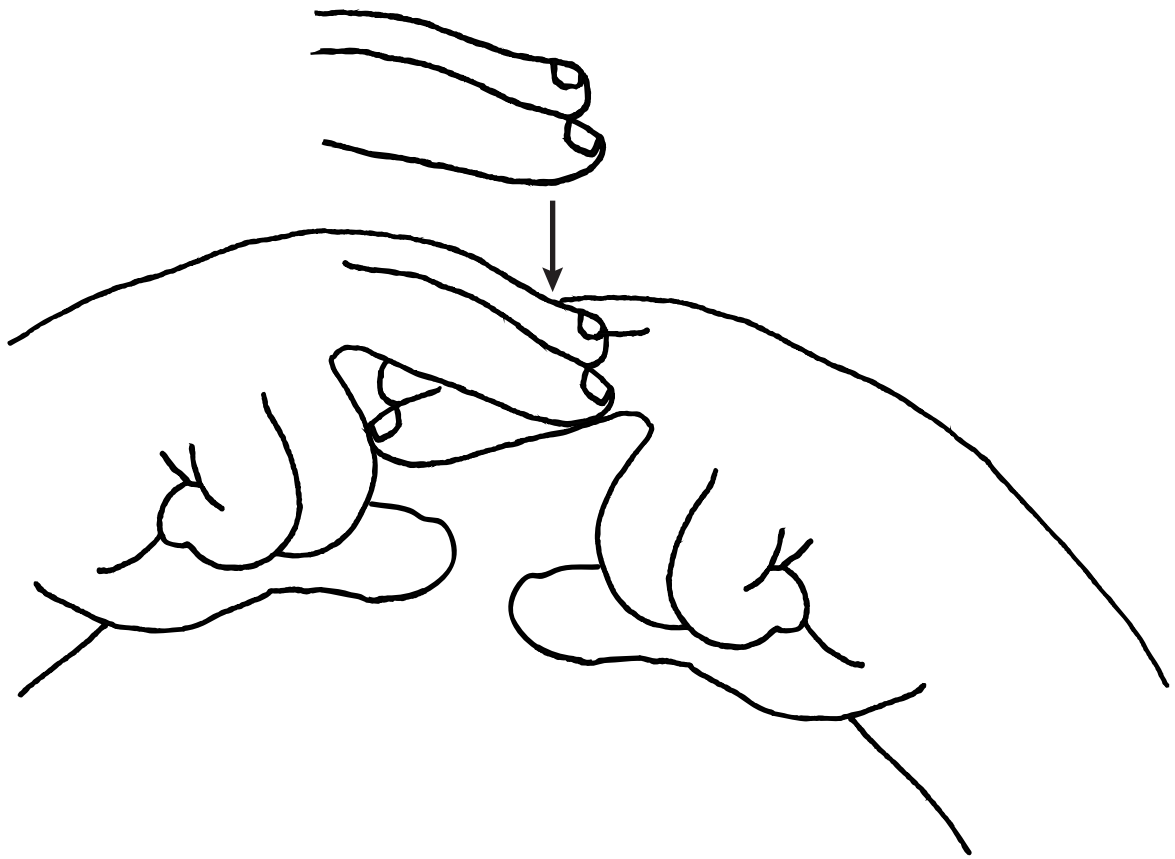
Click image for video.

HOW TO SIGN  
CHAIR



www.SignBabySign.org®

# Chair




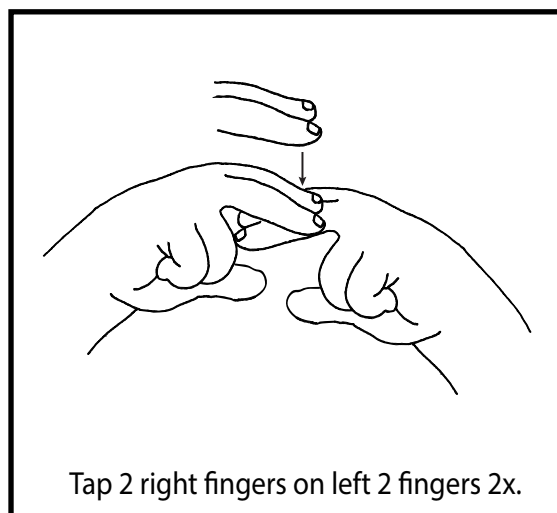
Tap 2 right fingers on left 2 fingers 2x.

# Chair

\_\_\_\_\_  
Name

\_\_\_\_\_  
Date

Color and name the parts of the chair.




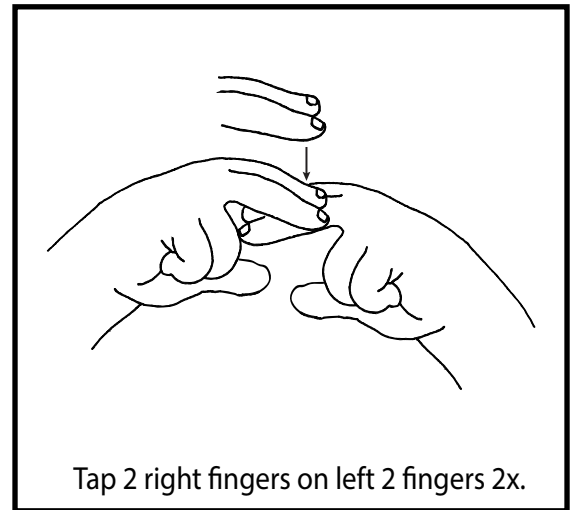
# Chair

Color and name the parts of the chair.

Craft: Decorate a chair to become the "special" chair for good behavior or the birthday child.

Game: Play musical chairs.

Idea: Talk about different kinds of chairs (use photos).



Child's Name

[www.signbabysign.org](http://www.signbabysign.org)

Date word was signed

©SignBabySign All rights reserved

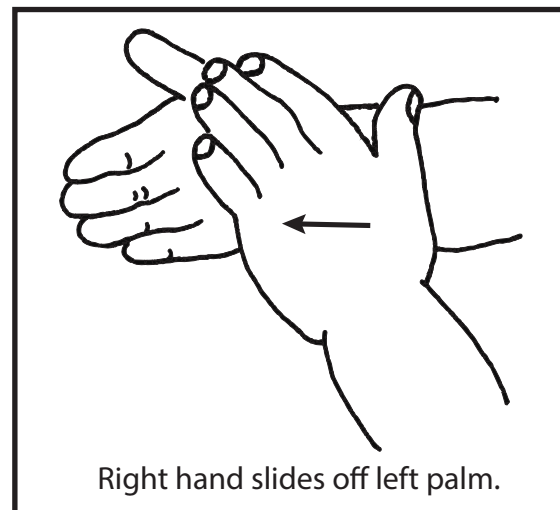
# Clean

**Level:** K, 1, 2

**Category:** School Days Activity Book

**Topics:** Site Words, Health

**Materials:** Sponges



Trace the site words then match them to the sign.

Craft: Decorate a cleaning sponge.

Game: Race to clean up areas in the room.

Idea: Involve the children in organizing their area.

## Example

# Clean

Name \_\_\_\_\_ Date \_\_\_\_\_

Trace the site words then match them to the sign.

I ran.

Yes, I ran.


I am good.

Yes, I am good.


Crayons

Paper

Glue



Ran



Yes




Good

www.SignBabySign.org®

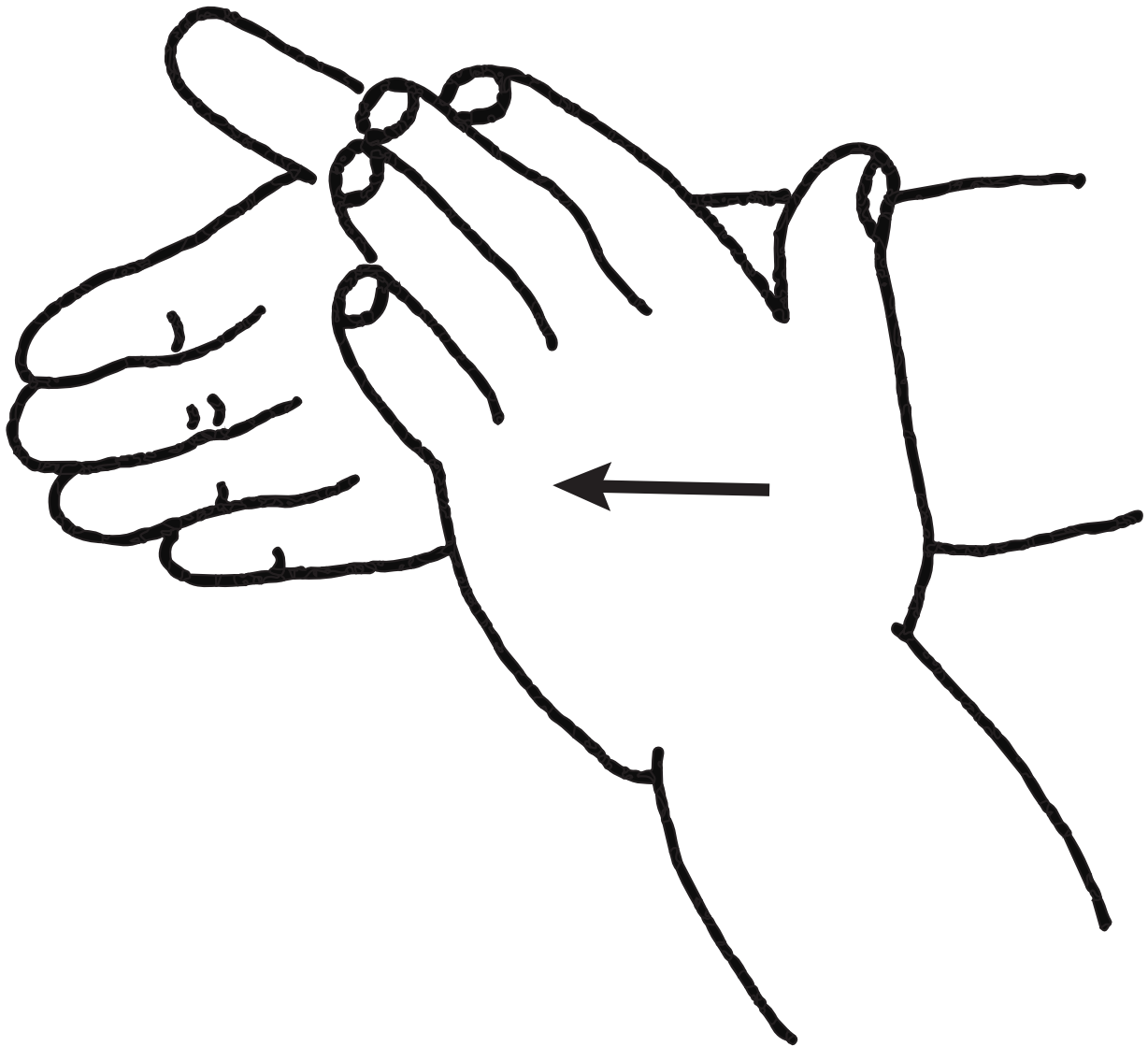
Click image for video.

HOW TO SIGN  
CLEAN



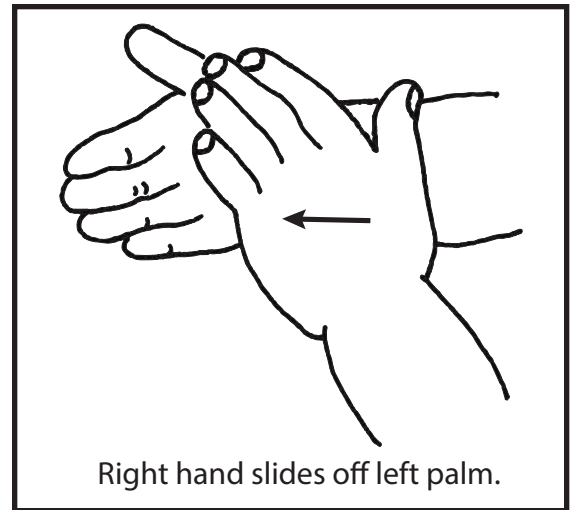
www.SignBabySign.org®

# Clean



Right hand slides off left palm.

# Clean





Name \_\_\_\_\_

Date \_\_\_\_\_

Trace the site words then match them to the sign.

|  |         |       |      |
|--|---------|-------|------|
| I ran.   |         |       |      |
| Yes, I ran.  |         |       |      |
| I am good.   |         |       |      |
| Yes, I am good.  |         |       |      |
| <table border="1"><tr><td>Crayons</td><td>Paper</td><td>Glue</td></tr></table> | Crayons | Paper | Glue |
| Crayons  | Paper   | Glue  |      |





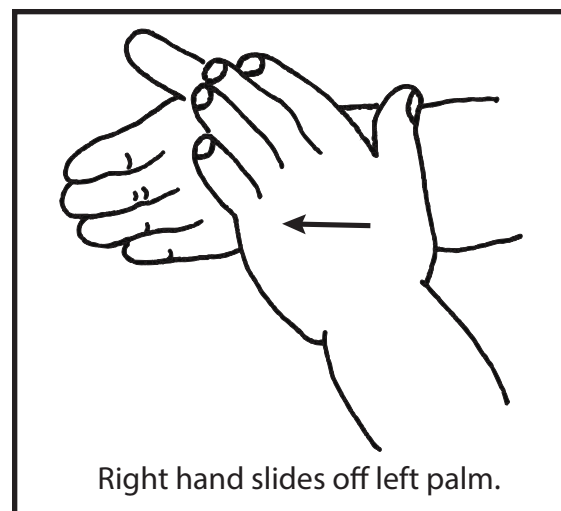
# Clean

Trace the sign words then match them to the sign.


Craft: Decorate a cleaning sponge.

Game: Race to clean up areas in the room.

Idea: Involve the children in organizing their area.



|  |         |       |      |
|--|---------|-------|------|
| I ran.   |         |       |      |
| Yes, I ran.  |         |       |      |
| I am good.   |         |       |      |
| Yes, I am good.  |         |       |      |
| <table border="1"><tr><td>Crayons</td><td>Paper</td><td>Glue</td></tr></table> | Crayons | Paper | Glue |
| Crayons  | Paper   | Glue  |      |



Child's Name

[www.signbabysign.org](http://www.signbabysign.org)

Date word was signed

©SignBabySign All rights reserved

# Play

**Level:** Pre-K, K, 1

**Category:** School Days Activity Book

**Topics:** Physical Education, Exercise, Health


**Materials:** coloring utensils, paper, printed keyboard, pencil

Color and draw your favorite toy in the box.

Craft: Type writer. Fold 8x10 paper in half with a printed keyboard on one side. Curl top half of it with a pencil. Put paper on desk. Pretend to type.

Game: Put numbers on the ground. Call out a number for the kids to run to. Try signing the numbers.

Idea: Teach kids to play with what is available. If they only had paper, what could they do? Relays, table football, catch, magic, draw, paper and pencil games.



## Example

# Play

Name \_\_\_\_\_

Date \_\_\_\_\_

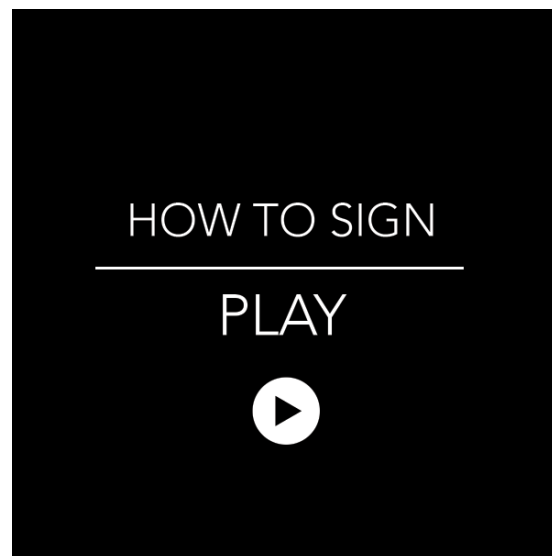
Color and draw your favorite toy in the box.

My favorite toy.


A line drawing of two children. A girl on the left is kneeling and drawing on a piece of paper with a pencil. A boy on the right is kneeling and playing with a toy car.

www.SignBabySign.org®

Click image for video.



# Play




"Y" hands shake 2x.

# Play



Name \_\_\_\_\_

Date \_\_\_\_\_

Color and draw your favorite toy in the box.



My favorite toy.




# Play

Color and draw your favorite toy in the box.



Craft: Type writer. Fold 8x10 paper in half with a printed keyboard on one side. Curl top half of it with a pencil. Put paper on desk. Pretend to type.

Game: Put numbers on the ground. Call out a number for the kids to run to. Try signing the numbers.

Idea: Teach kids to play with what is available. If they only had paper, what could they do? Relays, table football, catch, magic, draw, paper and pencil games.



My favorite toy.



Child's Name

[www.signbabysign.org](http://www.signbabysign.org)

Date word was signed

©SignBabySign All rights reserved

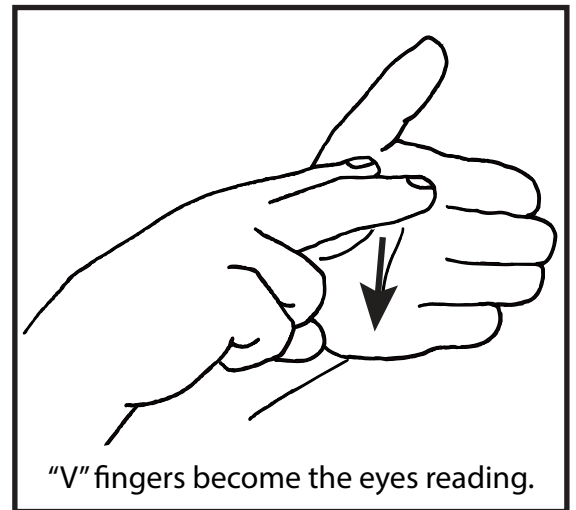
# Read

**Level:** Pre-K, K

**Category:** School Days Activity Book

**Topics:** Language Arts, Stories

**Materials:** coloring utensils, construction paper, books



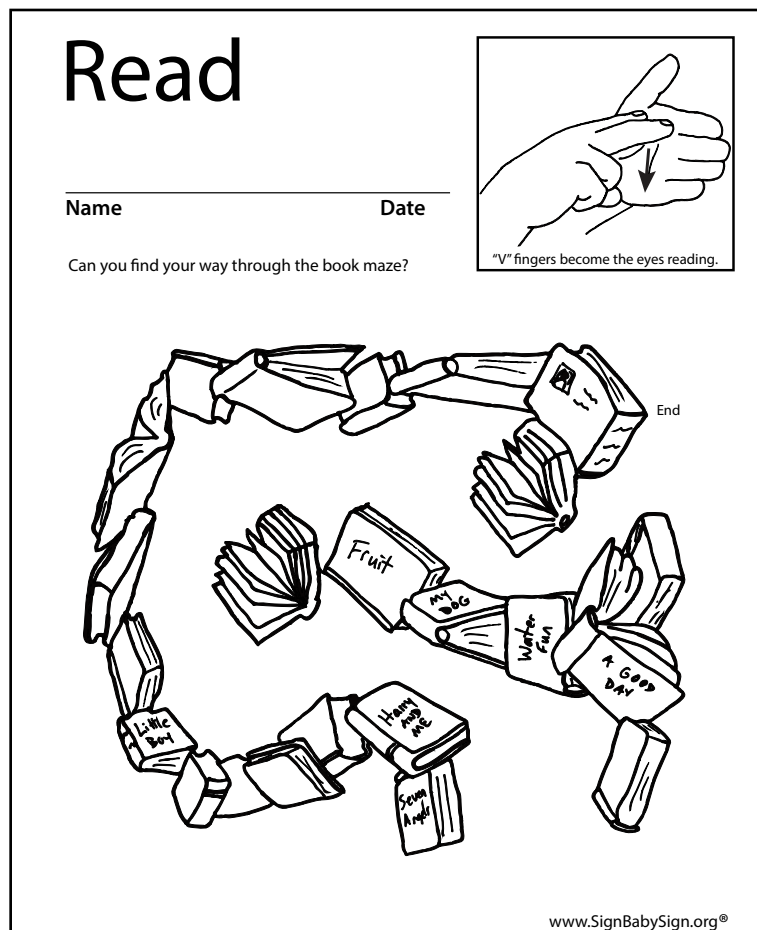
Can you find your way through the book maze?

Craft: Make bookmarks.

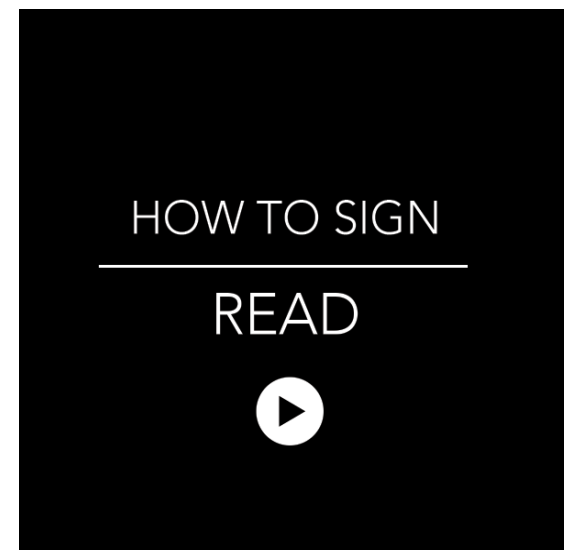
Game: See if children can guess how many pages are in the books you hold up.

Idea: Have a book swap with your "old" books.  
Schedule a trip to your local library.

Example

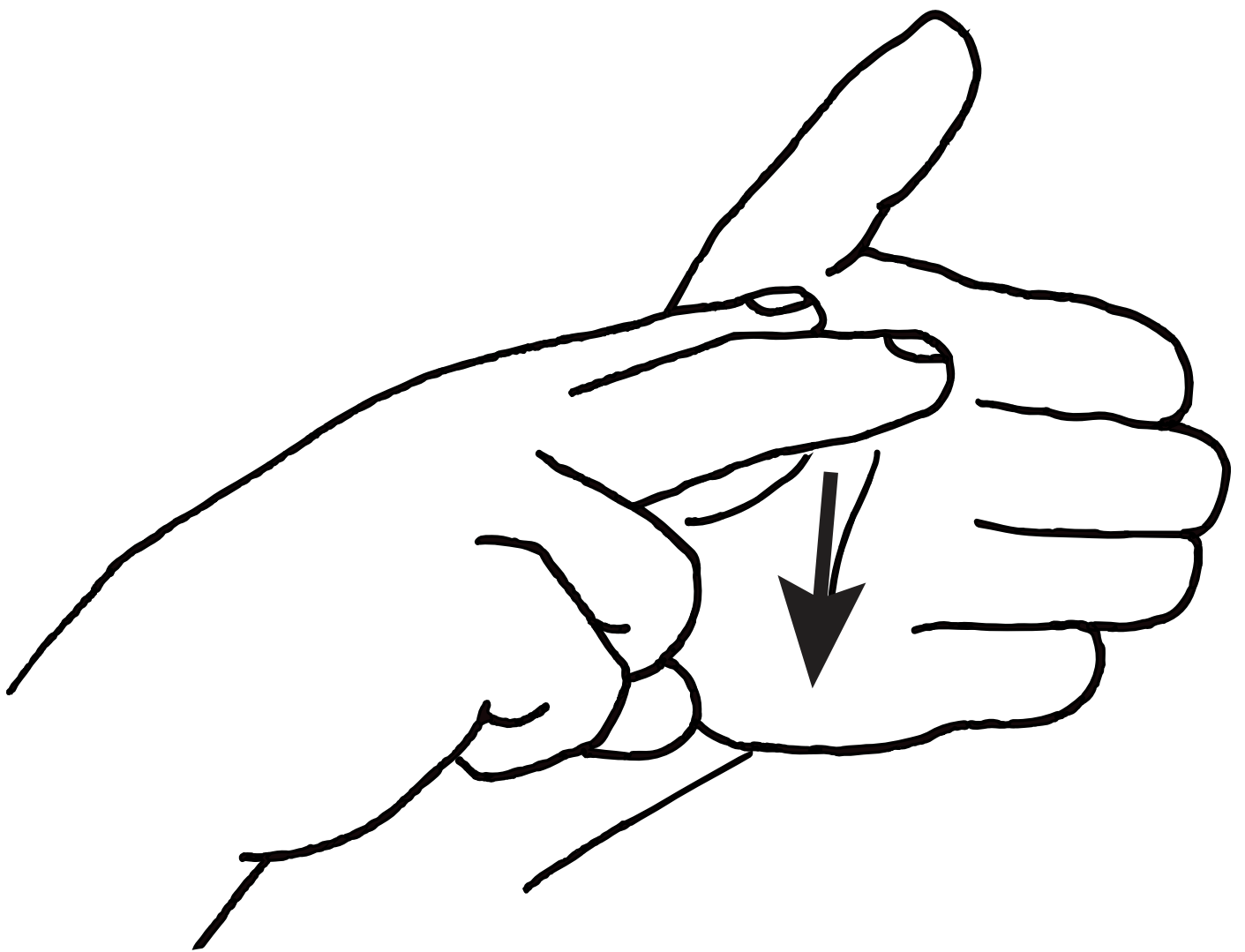


Click image for video.



www.SignBabySign.org®

# Read



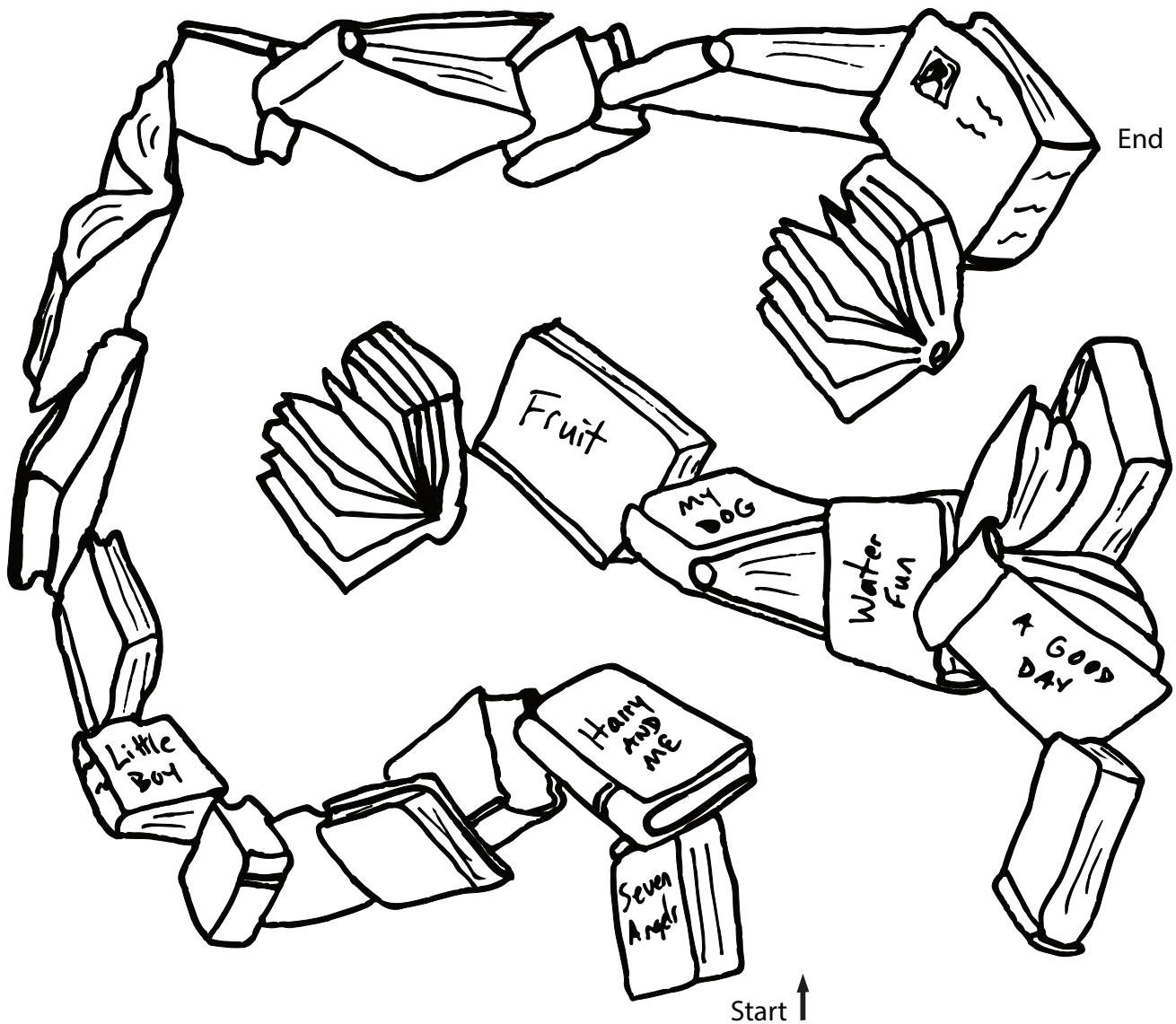
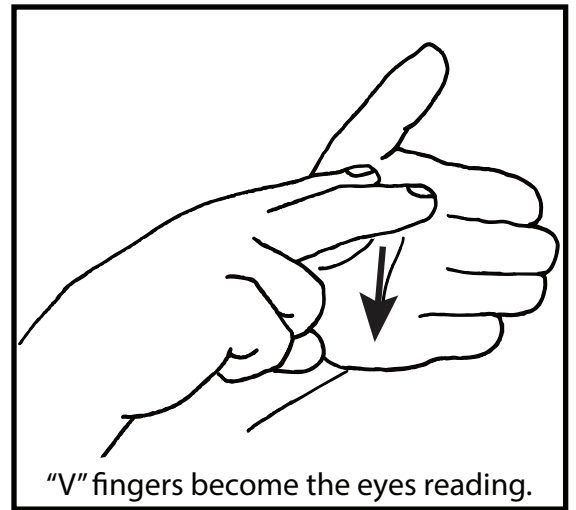
"V" fingers become the eyes reading.

# Read

Name \_\_\_\_\_

Date \_\_\_\_\_

Can you find your way through the book maze?





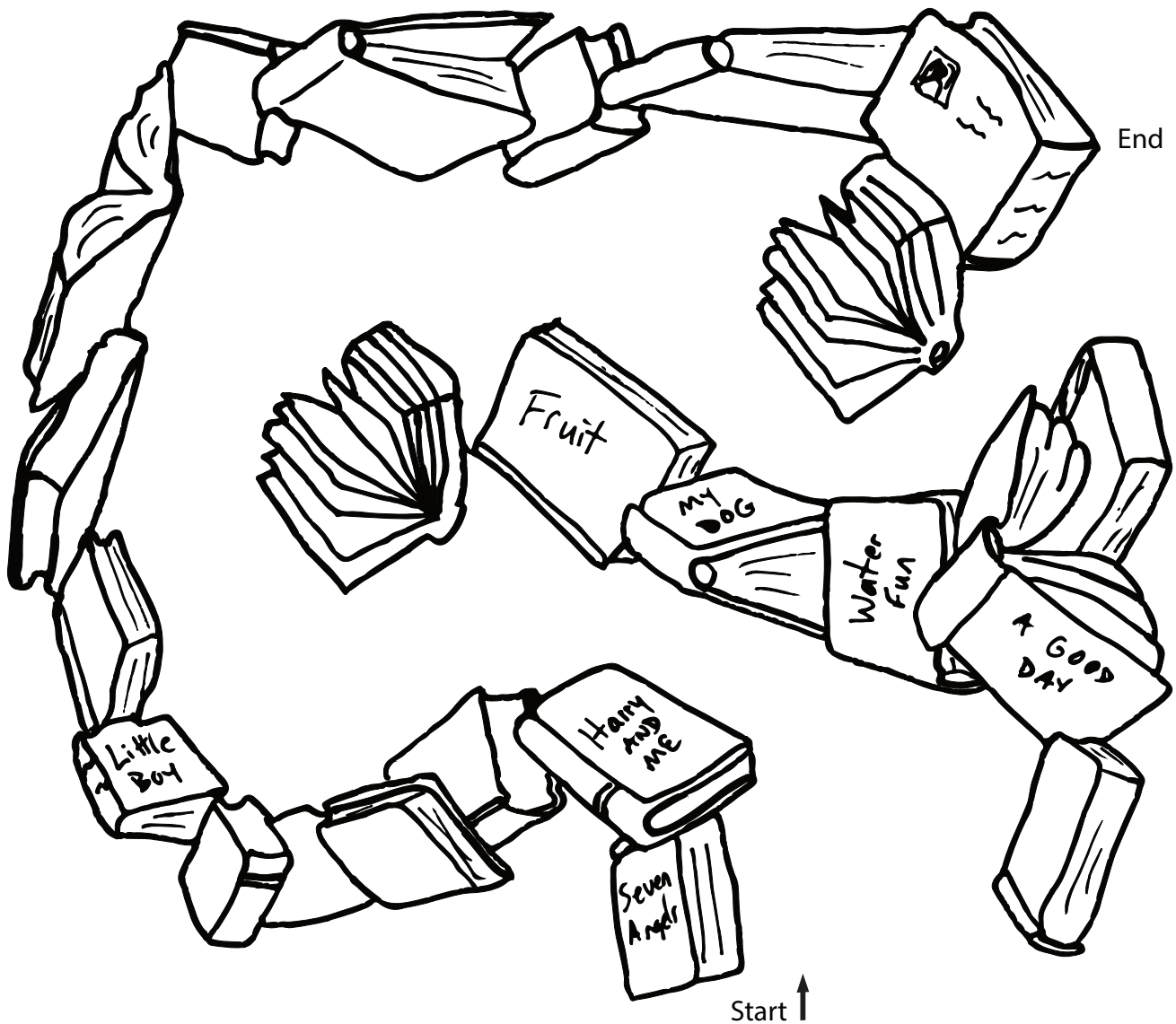
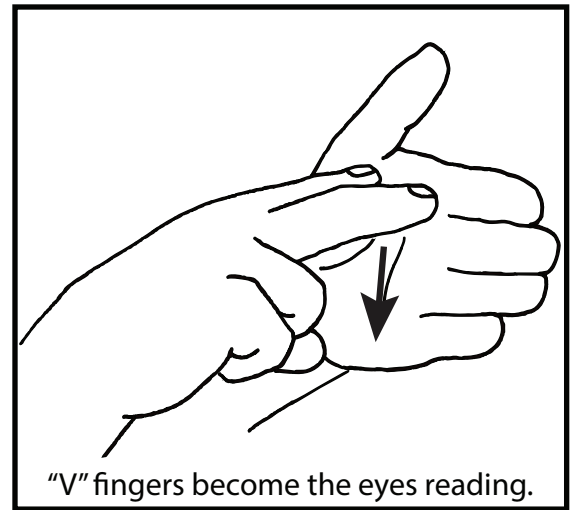
# Read

Can you find your way through the book maze?

Craft: Make bookmarks.

Game: See if children can guess how many pages are in the books you hold up.

Idea: Have a book swap with your "old" books.  
Schedule a trip to your local library.



Child's Name

[www.signbabysign.org](http://www.signbabysign.org)

Date word was signed

©SignBabySign All rights reserved

# Ready

**Level:** Pre-K, K

**Category:** School Days Activity Book

**Topics:** Seasons, Games

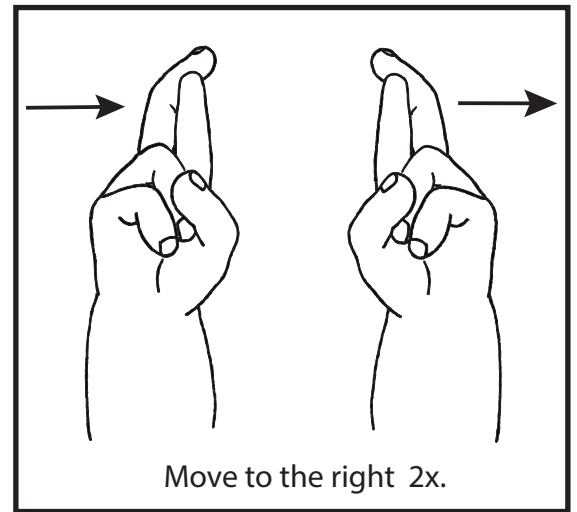
**Materials:** coloring utensils, paint, large paper

Color the tree to be ready for fall.


Craft: Make a hand print tree.

Game: Play hide n' seek. Sign "ready" or not here I come.

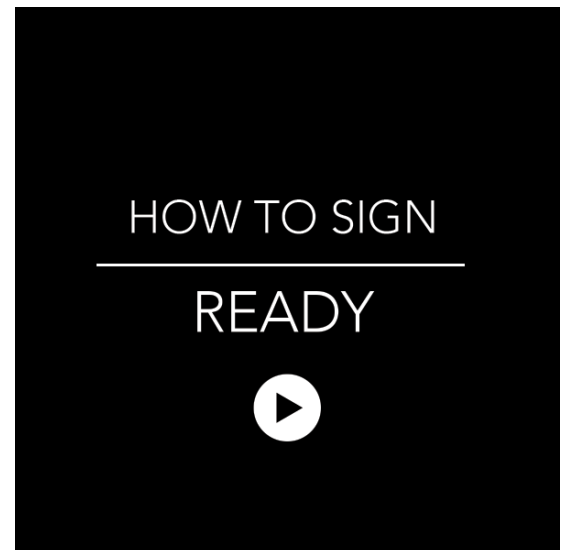
Idea: Show pictures of trees in different seasons.



Example

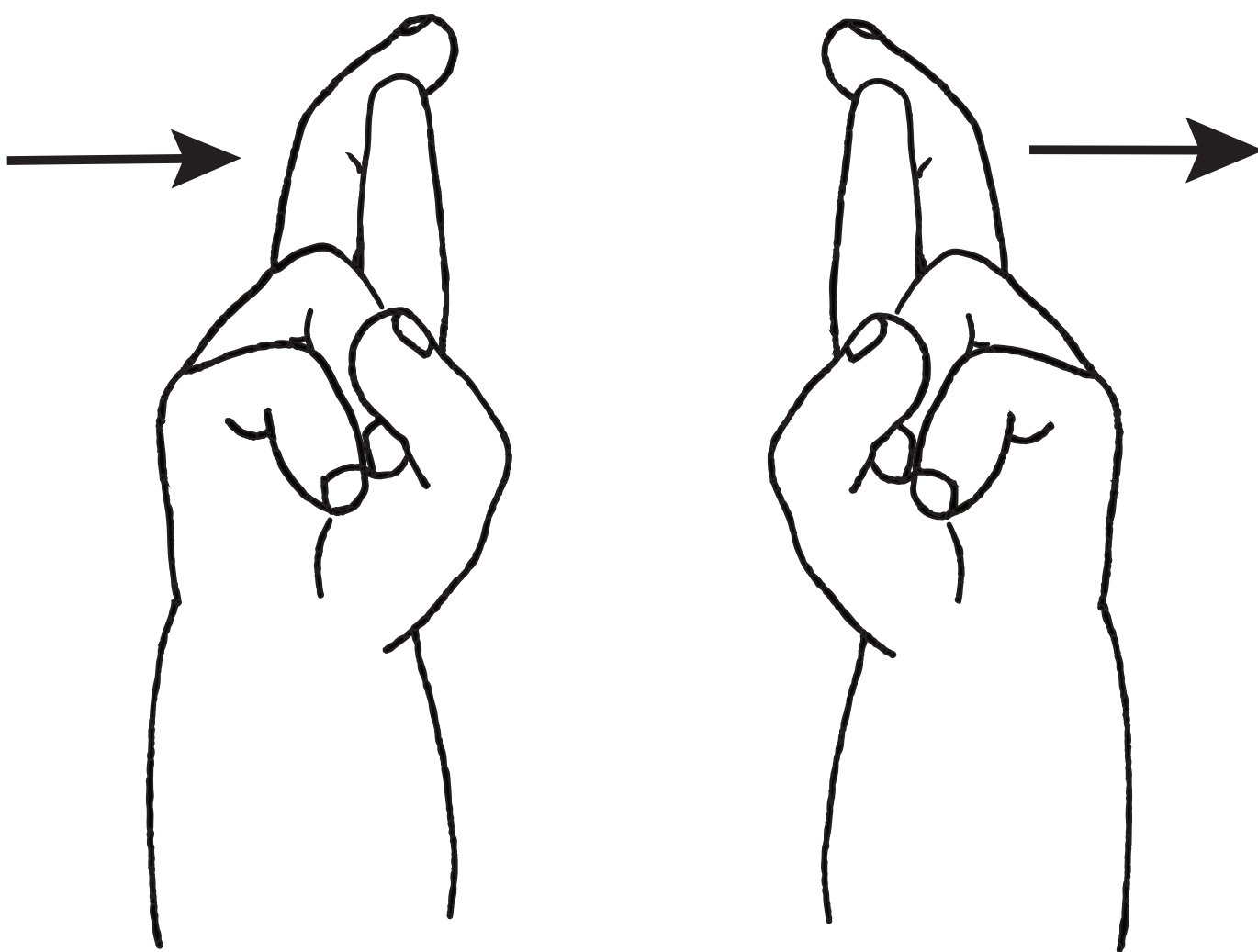


Click image for video.



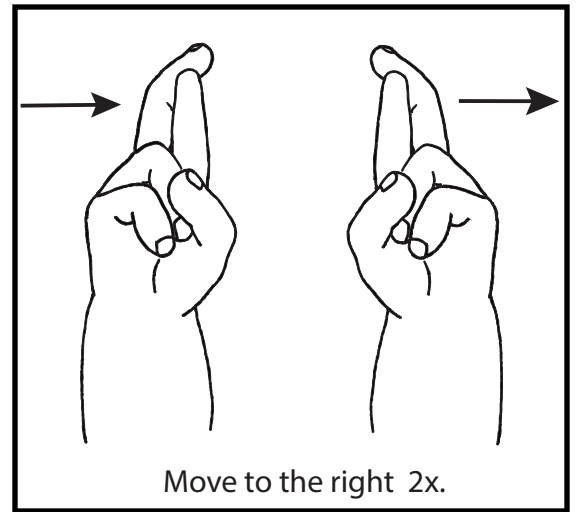
www.SignBabySign.org®

# Ready



Move to the right 2x.


# Ready



Name \_\_\_\_\_

Date \_\_\_\_\_

Color the tree to be ready for fall.




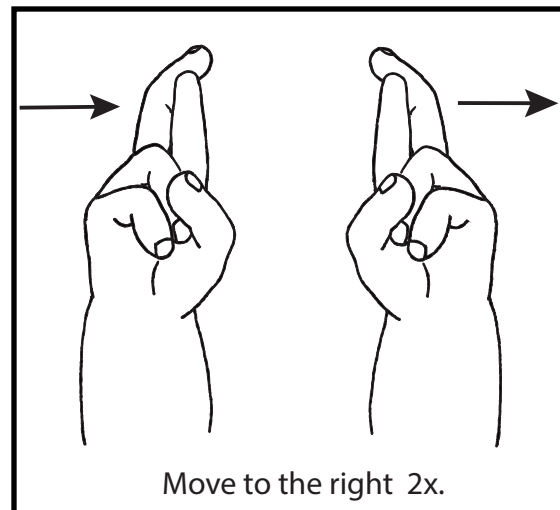
# Ready

Color the tree to be ready for fall.

Craft: Make a hand print tree.

Game: Play hide n' seek. Sign "ready" or not here I come.

Idea: Show pictures of trees in different seasons.



Child's Name

[www.signbabysign.org](http://www.signbabysign.org)

Date word was signed

©SignBabySign All rights reserved

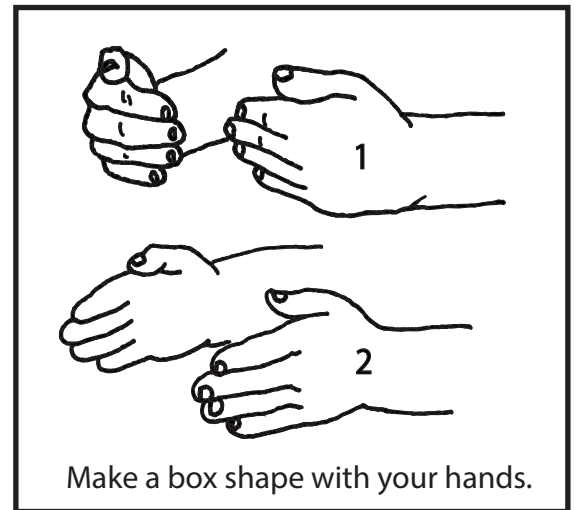
# Room

**Level:** Pre-K, K, 1, 2

**Category:** School Days Activity Book

**Topics:** Personal Space, Health, Room

**Materials:** crayons, color tissue, wax paper



Color then draw (or cut out a picture) of your favorite thing to do in your room.

Craft: Make stain glass art for your windows. Use color tissue on wax paper.

Game: Scavenger hunt for items in the room.

Idea: Next time you clean your room, give some of your toys to those in need.

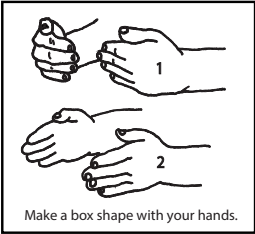
## Example

# Room


Name \_\_\_\_\_

Date \_\_\_\_\_

Color then draw (or cut out a picture) of your favorite thing to do in your room.



Make a box shape with your hands.



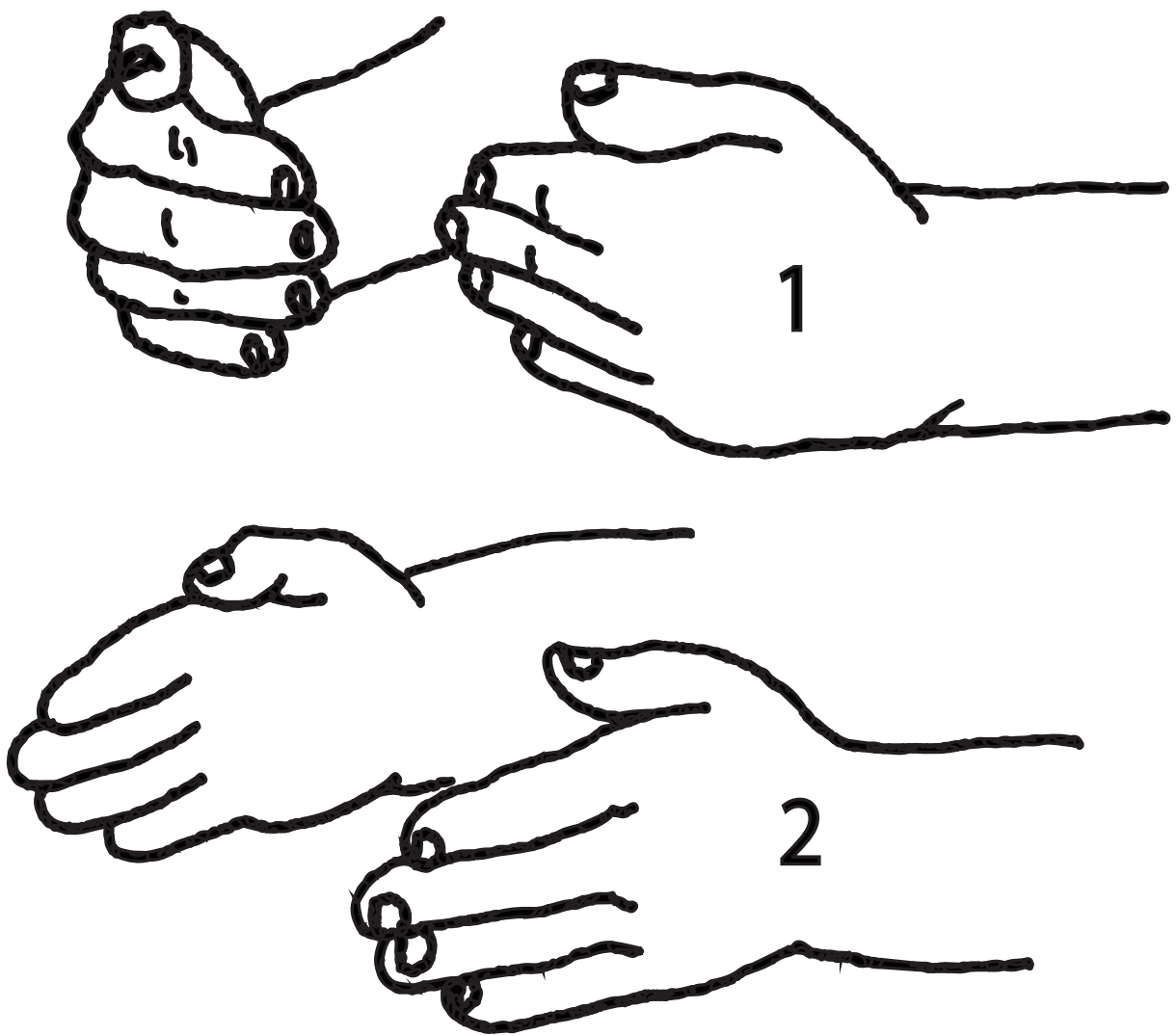
www.SignBabySign.org®

Click image for video.



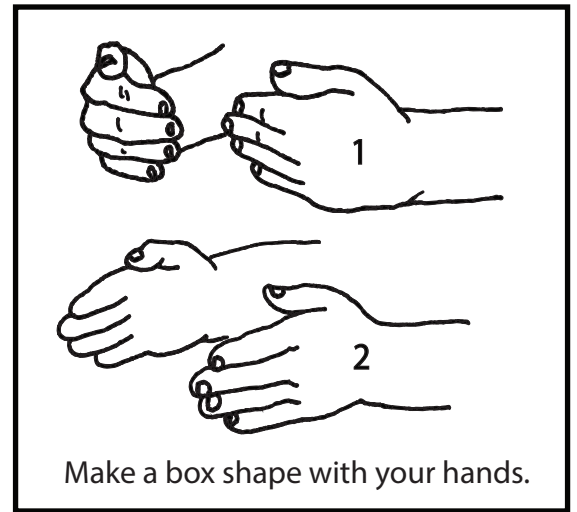
www.SignBabySign.org®

# Room



Make a box shape with your hands.


# Room



Name \_\_\_\_\_

Date \_\_\_\_\_

Color then draw (or cut out a picture) of your favorite thing to do in your room.






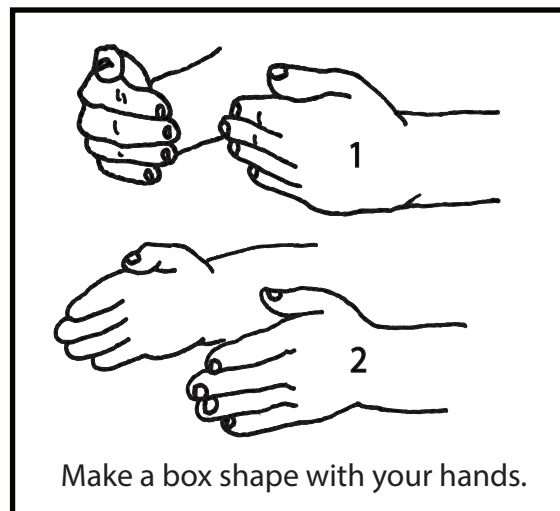
# Room

Color then draw (or cut out a picture) of your favorite thing to do in your room.

Craft: Make stain glass art for your windows. Use color tissue on wax paper.

Game: Scavenger hunt for items in the room.

Idea: Next time you clean your room, give some of your toys to those in need.



Child's Name

[www.signbabysign.org](http://www.signbabysign.org)

Date word was signed

©SignBabySign All rights reserved

# Story Time

**Level:** Pre-K, K

**Category:** School Days Activity Book

**Topics:** School, Story Telling

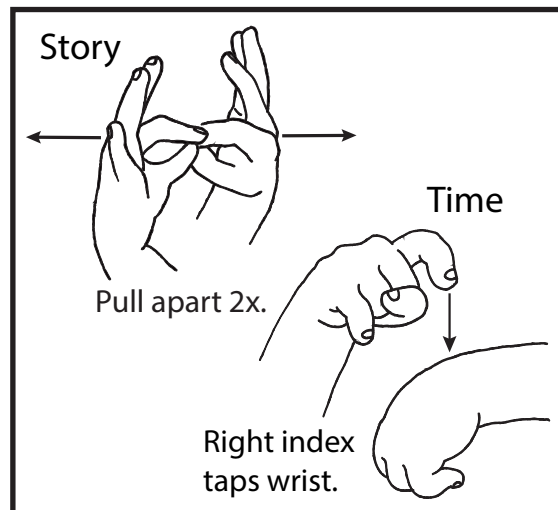
**Materials:** coloring utensils, yarn

Color the bears.


**Craft:** Make a picture book about "My nightly routine" or write your own night time story.

**Game:** Weave a story. Use a ball of yarn. Children add to the story as the yarn is passed to them. Continue the story until the ball of yarn disappears.

**Idea:** Have children pair up and read to another child.



Example

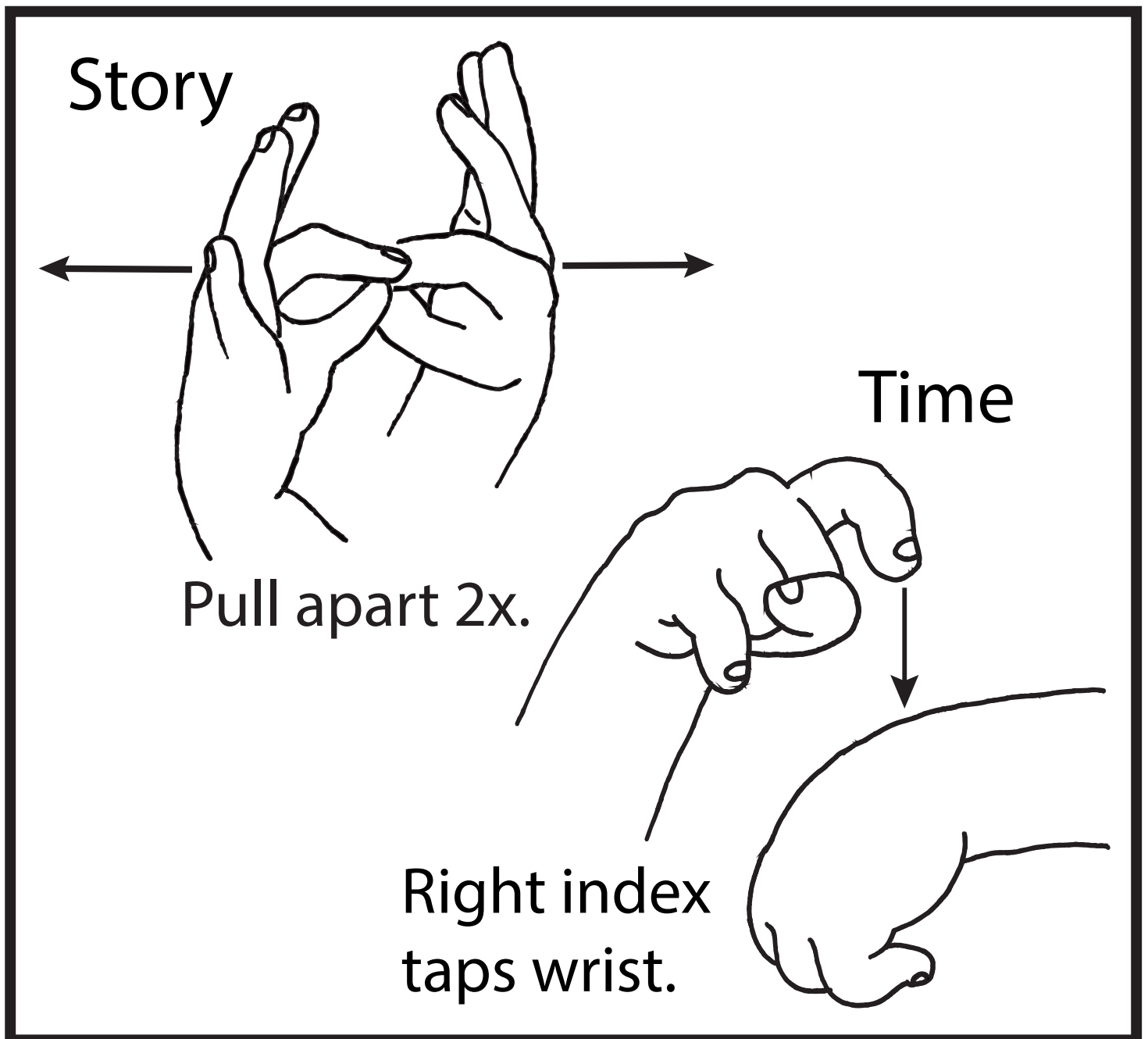


Click image for video.



www.SignBabySign.org®

# Story Time


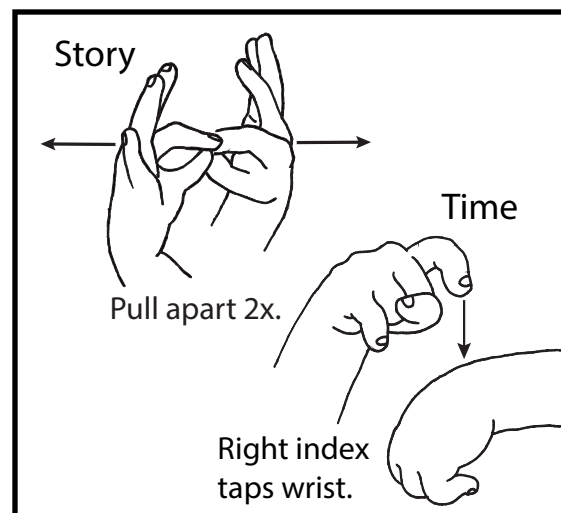


# Story Time

Name \_\_\_\_\_

Date \_\_\_\_\_

Color the bears.




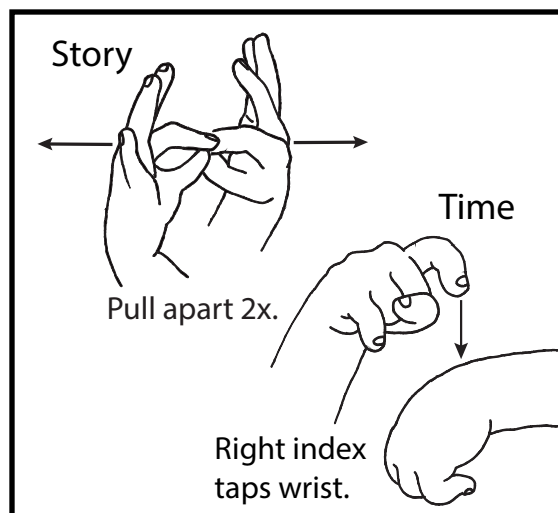
# Story Time

Color the bears.

Craft: Make a picture book about "My nightly routine" or write your own night time story.

Game: Weave a story. Use a ball of yarn. Children add to the story as the yarn is passed to them. Continue the story until the ball of yarn disappears.

Idea: Have children pair up and read to another child.



Child's Name

[www.signbabysign.org](http://www.signbabysign.org)

Date word was signed

©SignBabySign All rights reserved

# Teacher

**Level:** Pre-K, K, 1, 2

**Category:** School Days Activity Book

**Topics:** Back to School

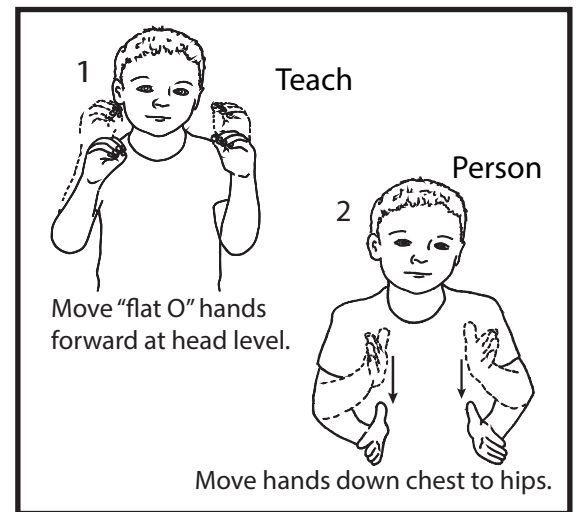
**Materials:** coloring utensils, containers, glue, construction paper

Color and make the person to look like your teacher.


Craft: Have children decorate containers. Label them: praises, drawings, supplies, suggestions, etc. All week have children collect items to put in it for the teacher.

Game: Play "Mother May I" but use "Teacher May I".

Idea: Let the children take turns pretending to be a teacher for 5 minutes.



Example




Click image for video.



www.SignBabySign.org®

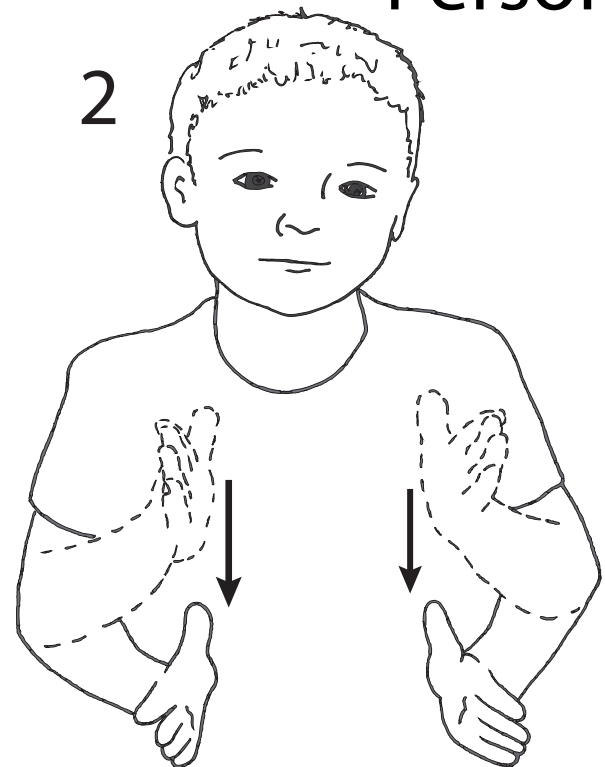
# Teacher



Teach

Person

Move "flat O" hands  
forward at head level.



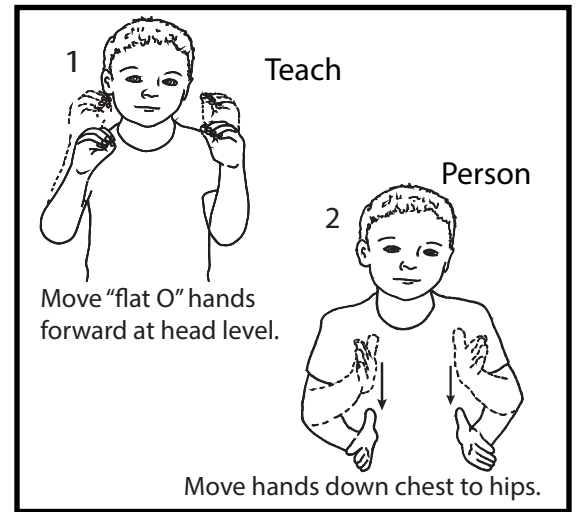
Move hands down chest to hips.

# Teacher

Name \_\_\_\_\_

Date \_\_\_\_\_

Color and make the person to look like your teacher.






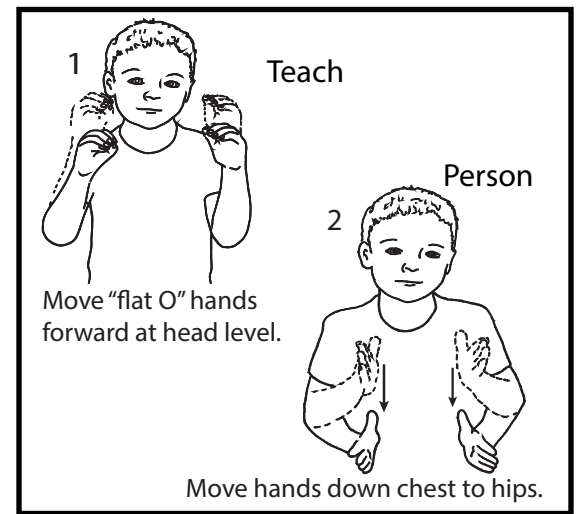
# Teacher

Color and make the person to look like your teacher.

Craft: Have children decorate containers. Label them: praises, drawings, supplies, suggestions, etc. All week have children collect items to put in it for the teacher.

Game: Play "Mother May I" but use "Teacher May I".

Idea: Let the children take turns pretending to be a teacher for 5 minutes.



Child's Name

[www.signbabysign.org](http://www.signbabysign.org)

Date word was signed

©SignBabySign All rights reserved

# ASL Products

Keep up with our new resources and give-a-ways by signing up for our newsletter.

- ✓ Free "Word of the Week"
- ✓ ASL Coloring sheets
- ✓ Free online Dictionary
- ✓ Flash Cards- printable
- ✓ Dice Games- printable
- ✓ Signing Story Books
- ✓ Wall Chart Book Series
- ✓ Coloring Book Series
- ✓ Lesson Plan Book Series
- ✓ Teacher Resources
- ✓ Memberships
- ✓ Online Classes/Tutoring
- ✓ Core based lessons
- ✓ Family Car Decals
- ✓ DIY Projects
- ✓ Bookmarks: ABC & Numbers
- ✓ Gift shop- Baby, Pet, Adult
- ✓ Daily ASL Podcast
- ✓ And more...**Everything is ASL!**

## Subscribe @

<http://YouTube.com/SignBabySign>  
<http://Twitter.com/SignBabySign2me>  
<http://Pinterest.com/SignBabySign>  
<http://FaceBook.com/SignBabySign>  
<http://Instagram.com/SignBabySign>  
iTunes Podcast: ASL Word of the Day



A note from the author:

I love sign language! I believe in the many benefits it has to offer. You must too since you brought this product. Let's get started one word at a time. Our ASL resources are designed with the tools you need for a successful learning experience that is both educational and fun.



Be sure to sign up on our site to get your free ASL resources. Ready for your child to be a star? Send us a video or photo of your child/class learning sign language. Happy signing!

Cynthia F. Long, Founder  
SignBabySign®  
<http://ASLTeachingResources.com>

# Sign Language Lesson Plans

Collect the series.



ASLTeachingResources.com

Cynthia F. Long © 2017

## Books INCLUDE:

- Teacher's Guide
  - 8x10 of the signs
  - Worksheets
  - Video Dictionary
  - Flash cards
  - Dice game
  - Crafts, Games
  - ASL lessons
- \*Books 17, 19, 20 have different formats

