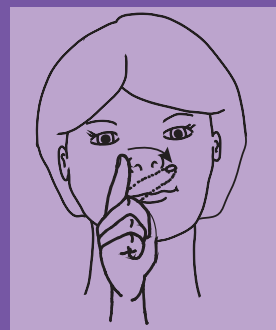




# Sign Language


12 Popular  
Animal Signs

## Animals

### Wall Charts Book 10



**Inside:**  
Bird  
Cat  
Cow  
Deer  
Dinosaur  
Dog  
Duck  
Fish  
Horse  
Mouse  
Rabbit  
Squirrel



ASLTeachingResources.com

Tools for teachers & students!



# ASL Teaching Resources

brought to you by




This book belongs to



---

More resources at: [ASLTeachingResources.com](http://ASLTeachingResources.com)



# ASL Teaching Resources

brought to you by



After years of working in the education system, my question was where are the resources for teaching sign language? Sure, I could find the ABCs and 1-10, but I needed more than that. I decided to make it happen.

All of our ASL resources are not only from years of experience in the educational system but also as a Nationally Certified Interpreter (that just means I'm fluent in sign). We have hundreds of sign resources for you to use to teach hearing, deaf, and special needs children.

## **Our resources are created for:**

- TEACHERS** to save you hours of research. Everything is ready to go.
- CHILDREN** to have a fun, interactive, hands-on learning experience.
- PARENTS** to reinforce the lesson at home. (Handouts are only available in Lesson Plan books.)

Send us your feedback and ideas as to how we can better serve you.

We would be honored if you'd share our site with others. Happy signing!

**ASL Dictionary at: [ASLTeachingResources.com/Dictionary](https://ASLTeachingResources.com/Dictionary)**



# ASL Teaching Resources

brought to you by



## ASL Books- Collect the entire series!

Lesson Plans - Wall Charts - Coloring Books

1. My First Signs-Infant
2. My First Signs-Preschool
3. Directions
4. Answers
5. Food
6. Bathroom
7. Holiday Vol. 1
8. Holiday Vol. 2
9. School Days
10. Animals
11. Outdoors
12. Emotions
13. Weather
14. Manners
15. Clothes
16. Calendar
17. Numbers
18. Day Care
19. Colors
20. ABCs

**ASL Gifts at: [ASLTeachingResources.com/Shop](https://ASLTeachingResources.com/Shop)**



# CONGRATULATIONS!

Here is your sign language book!

Our mission is to provide high quality lessons to time-pressed teachers and those working with hearing, deaf, hard-of-hearing, or special needs children.



## Instructions for use

- Our books are available in PDF and printed format.
- Books with lesson plans will include the following:
  1. LP- Lesson Plan for teacher
  2. Sign 8 x 10- Print on cardstock to display in classroom
  3. WS- Worksheet for the child
  4. HO-Handout, optional for take home paper
- Videos for signs can be viewed at [ASLTeachingResources.com/Dictionary](http://ASLTeachingResources.com/Dictionary)
- In the PDF version, use the “bookmark” tab for easy access to each section.
- If left handed, substitute left for right hand instructions.

**TERMS OF USE:** All designs and coloring pages are the copyrighted, intellectual property of Sign Baby Sign® and can only be redistributed within your home, classrooms or group. They are not to be sold or shared with others to reproduce in any format, including web pages. When printing, items must retain and always include [ASLTeachingResources.com](http://ASLTeachingResources.com) as it appears on the original document. Thank you for helping to protect our work and guide others to this resource. Please contact us if you have any further questions.




SHOP NOW

# ASLTeachingResources.com



## ASL WORD OF THE Day



## Podcast



More designs at  
[ASLTeachingResources.com/Shop](http://ASLTeachingResources.com/Shop)

## Benefits of using sign language in the classroom, homeschool, or childcare:

- ✓ increases test scores
- ✓ helps students focus
- ✓ increases confidence
- ✓ great for behavior management
- ✓ engages students in learning
- ✓ redirects focus
- ✓ successful quiet times
- ✓ enhances literacy development
- ✓ boosts comprehension
- ✓ creates an engaging learning environment
- ✓ creates a more harmonious classroom
- ✓ introduces a new language
- ✓ involves low verbal or shy children in communication
- ✓ enhances communication skills

## Hints for using this book:

1. Start with a sign each day or each week, building sign vocabulary as you go.
2. When teaching new vocabulary, SHOW the written word in English, SIGN the word in ASL, and SAY the word. Incorporating all three learning styles (visual, auditory, kinesthetic) is a powerful tool to engage students.
3. Increase receptive and expressive vocabulary with our flashcards, dice, and videos.
4. Send home handouts for parents to learn and reinforce signs learned.


## Ideas for incorporating sign language in your daily activities:

1. Use signs daily, especially during your routine transitions (lunch, bathroom).
2. When signing, make eye contact and keep your hands empty when possible.
3. Use objects and fingerspelling to introduce signs (e.g. teach the sign "apple" and the letter "a" while showing an apple). This iconic approach increases comprehension.
4. During activities, reading, or singing: sign key words, have students sign them, or ask questions where children sign the answer.
5. Have a theme day to emphasize new signs. Each time the word is said it must be signed.
6. When teaching reading skills or during story time, use signs for key words. Tape the flash cards throughout your books at the appropriate places. Children can read and be reminded of the signs. The added dimension of signing will help to reinforce vocabulary.
7. Use sign as a tool in classroom management by directing students as to what to do next or to address a student across the room.
8. Incorporating fingerspelling can provide an additional method to learning new spelling words, engaging children who are more visual or kinesthetic.
9. Dedicate a place in your room for the wall charts. Add more as you learn.
10. Introduce quiet times where children can only communicate in sign to each other.

**Bonus: Smile and have fun while you create a fun learning environment!**




# Bird



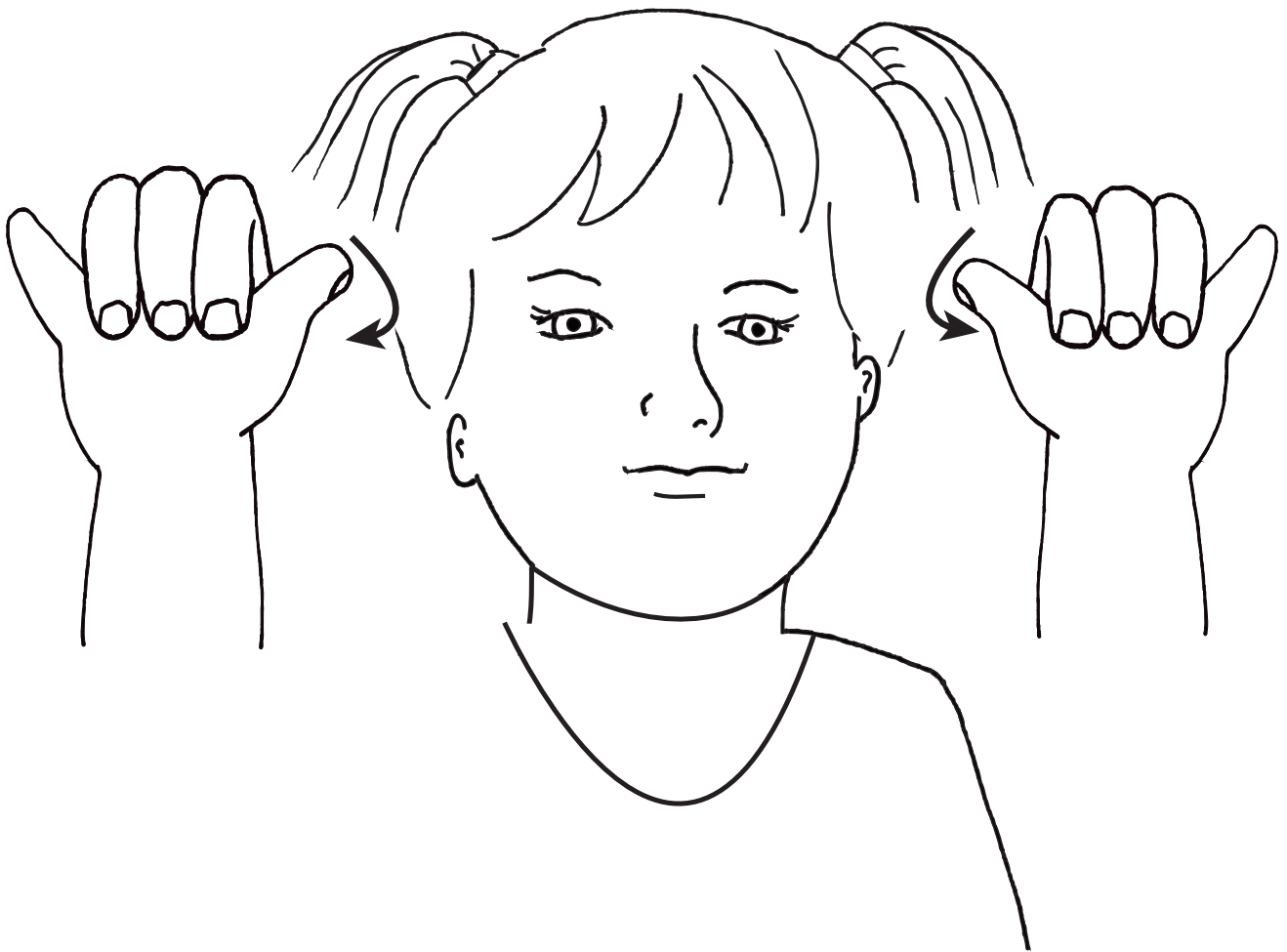
Index finger taps thumb 2x.

# Cat



At cheek, move right hand towards ear 2x.

# Cow



Thumbs on temple. Twist forward 2x.

# Deer



Thumbs tap at the temple 2x.

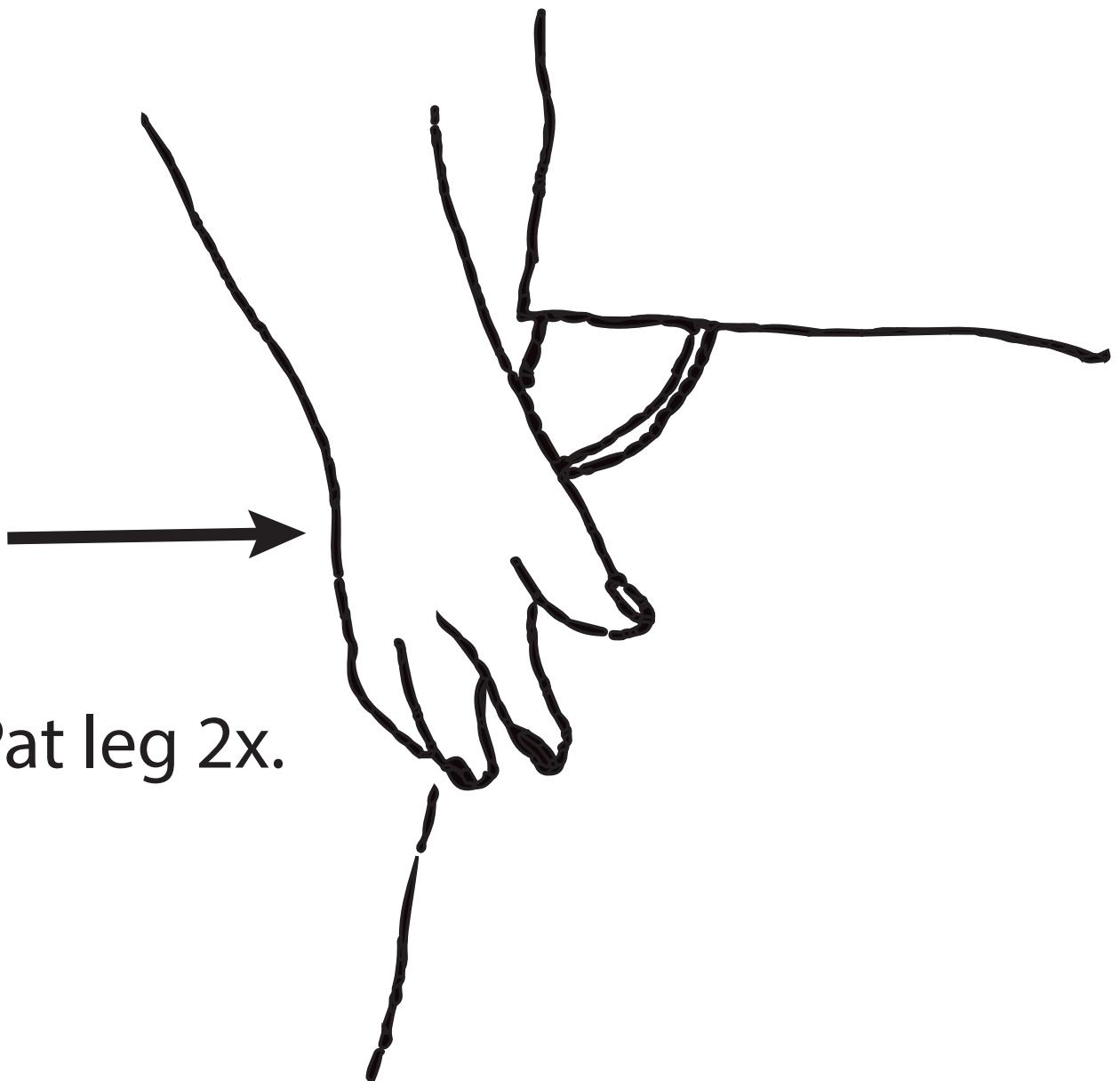
# Dinosaur



Move pointer hand slightly left-right 2x.

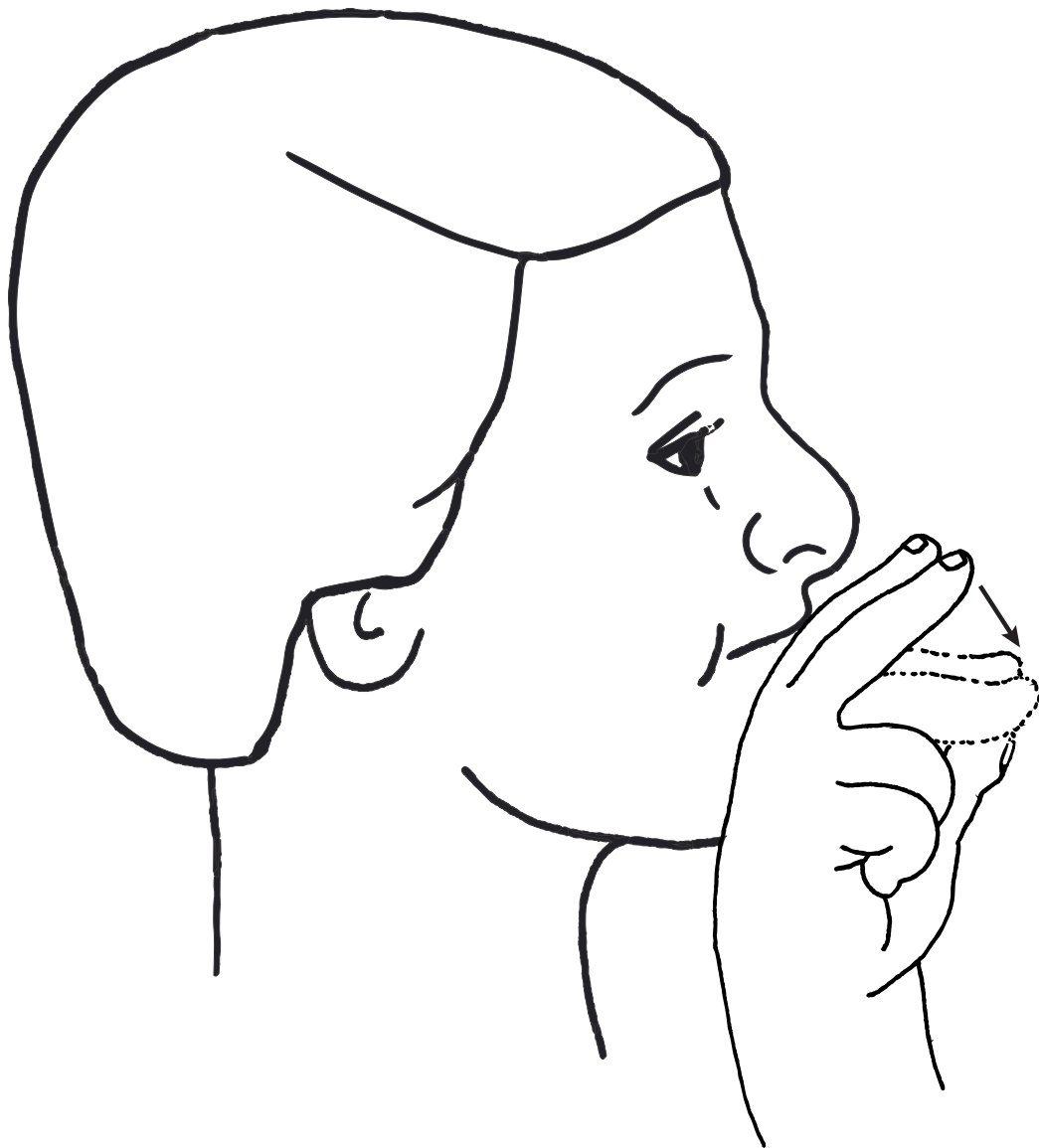


# Dog



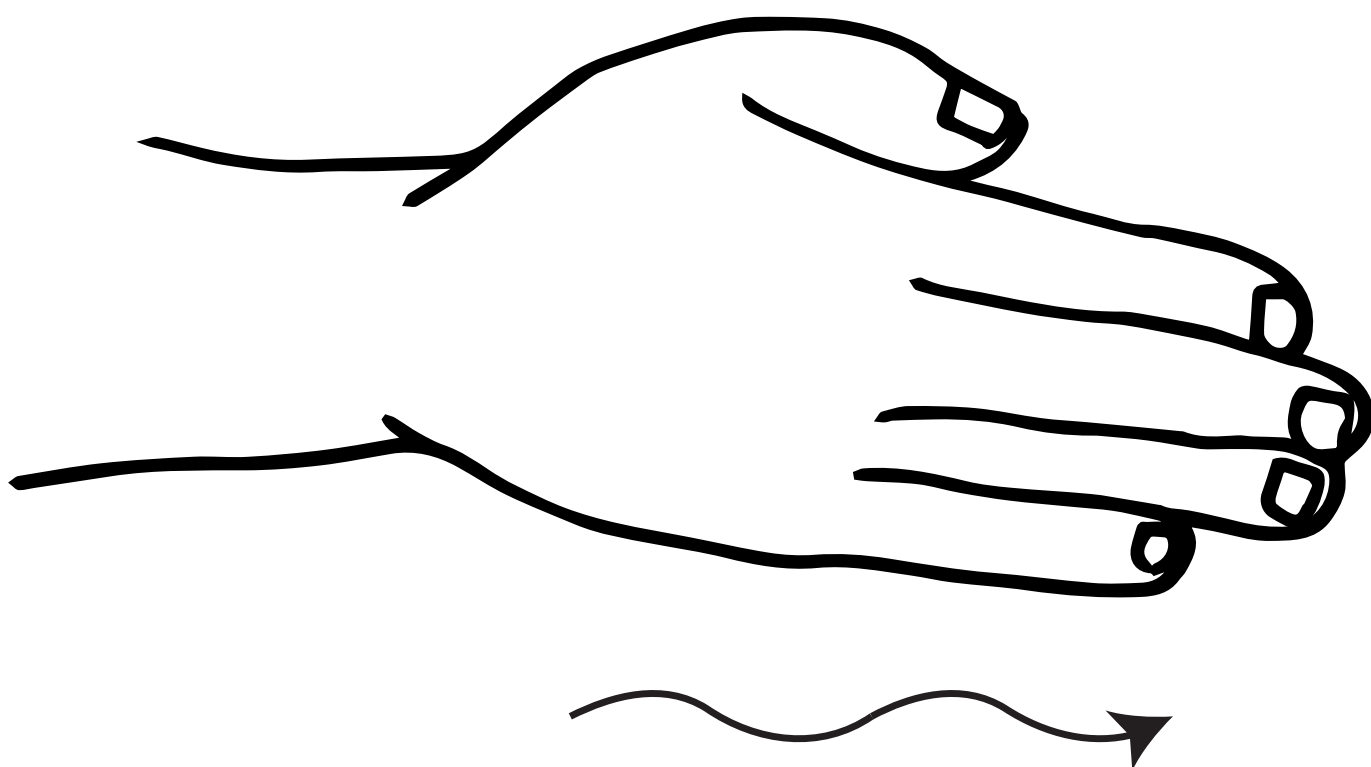
Pat leg 2x.

# Duck




Two fingers touch thumb 2x.

# Fish



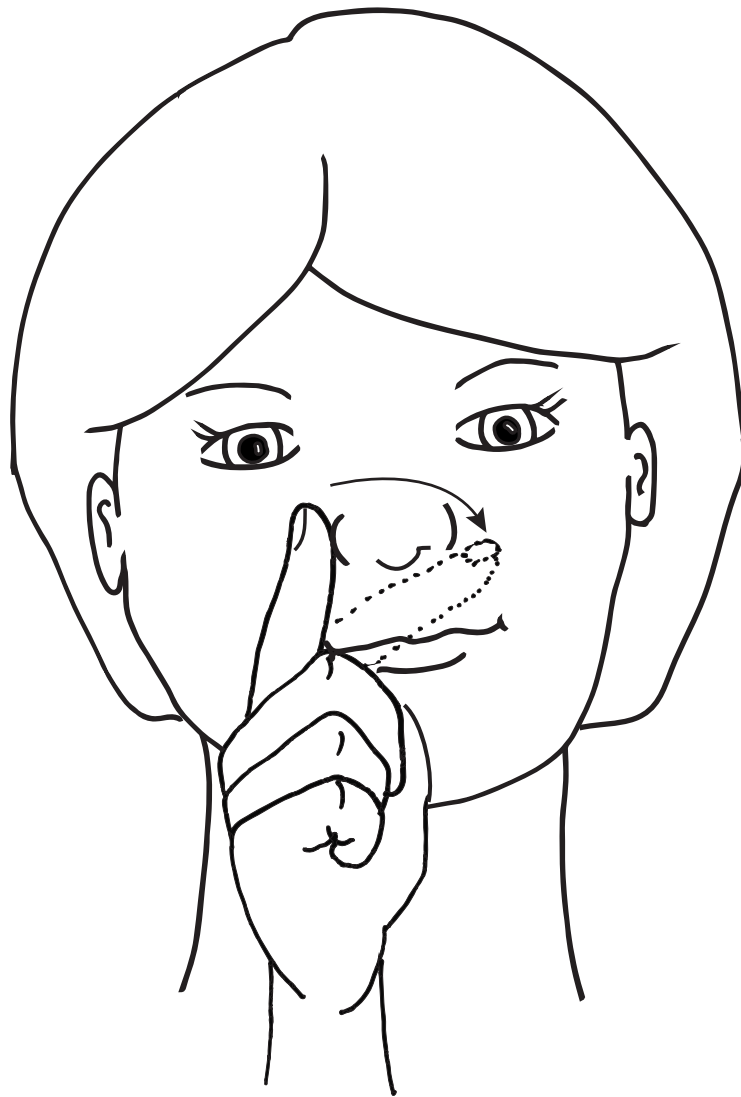
Right hand, palm-facing chest,  
wiggles moving towards the left.

# Horse



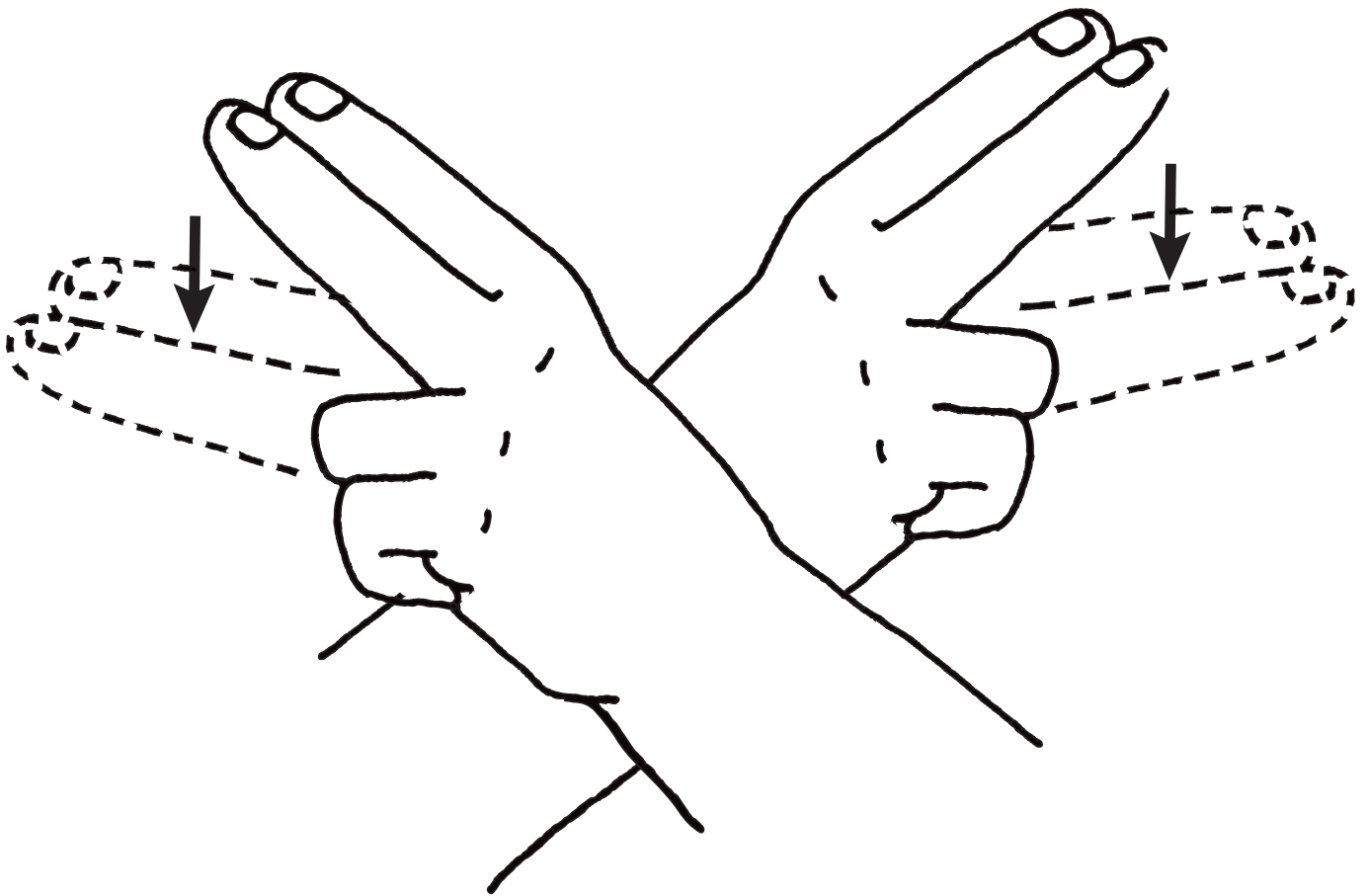
Thumb on temple. Bend two fingers 2x.

# Mouse



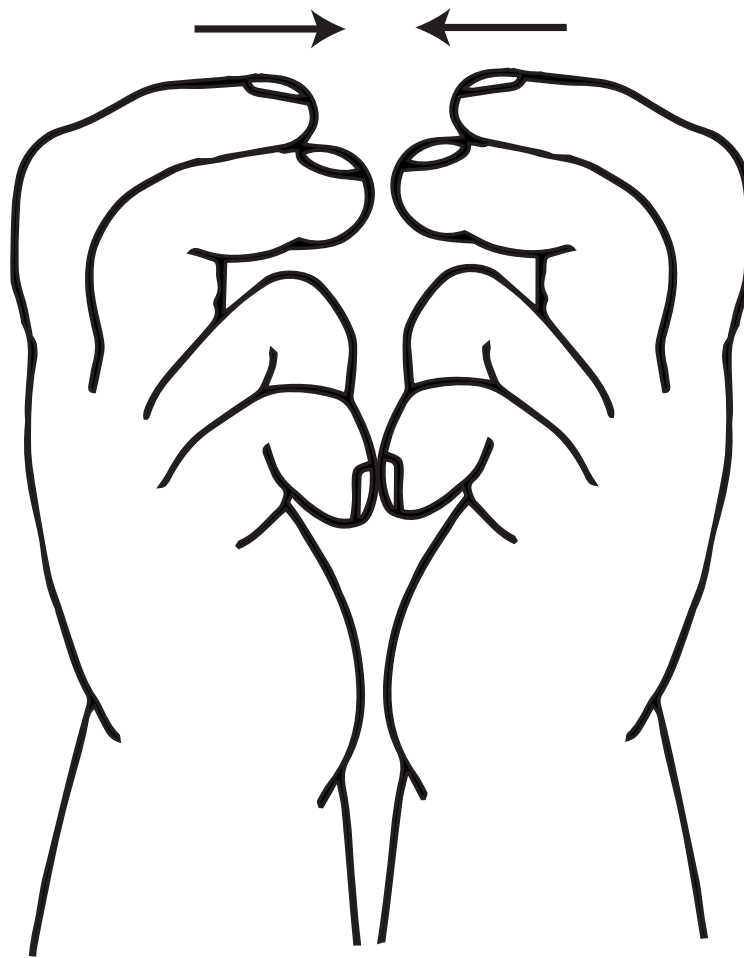
Right index flicks across nose 2x.

# Rabbit



Fingers on both hands flap 2x.

# Squirrel



With palms touching, tap fingertips of bent V hands together 2x.

# ASL Products

Keep up with our new resources and give-a-ways by signing up for our newsletter.

- ✓ Free "Word of the Week"
- ✓ ASL Coloring sheets
- ✓ Free online Dictionary
- ✓ Flash Cards- printable
- ✓ Dice Games- printable
- ✓ Signing Story Books
- ✓ Wall Chart Book Series
- ✓ Coloring Book Series
- ✓ Lesson Plan Book Series
- ✓ Teacher Resources

- ✓ Memberships
- ✓ Online Classes/Tutoring
- ✓ Core based lessons
- ✓ Family Car Decals
- ✓ DIY Projects
- ✓ Bookmarks: ABC & Numbers
- ✓ Gift shop- Baby, Pet, Adult
- ✓ Daily ASL Podcast
- ✓ And more...**Everything is ASL!**

## Subscribe @

<http://YouTube.com/SignBabySign>  
<http://Twitter.com/SignBabySign2me>  
<http://Pinterest.com/SignBabySign>  
<http://FaceBook.com/SignBabySign>  
<http://Instagram.com/SignBabySign>  
iTunes Podcast: ASL Word of the Day



A note from the author:

I love sign language! I believe in the many benefits it has to offer. You must too since you brought this product. Let's get started one word at a time. Our ASL resources are designed with the tools you need for a successful learning experience that is both educational and fun.



Be sure to sign up on our site to get your free ASL resources. Ready for your child to be a star? Send us a video or photo of your child/class learning sign language. Happy signing!

Cynthia F. Long, Founder  
SignBabySign®  
<http://ASLTeachingResources.com>



# Sign Language Lesson Plans

Collect the series.



ASLTeachingResources.com

Cynthia F. Long © 2017

## Books INCLUDE:

- Teacher's Guide
  - 8x10 of the signs
  - Worksheets
  - Video Dictionary
  - Flash cards
  - Dice game
  - Crafts, Games
  - ASL lessons
- \*Books 17, 19, 20 have different formats

