

First Signs



View videos
with QR code.
←

Name _____


Collect the entire series.

Bottle



"A" hand on side of mouth 2x.

Dad



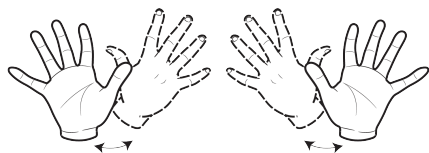
Tap thumb on forehead 2x.

Eat



Flat "O" hand taps on the mouth 1x.

Finish



Flip hands over quickly 2x.

Help



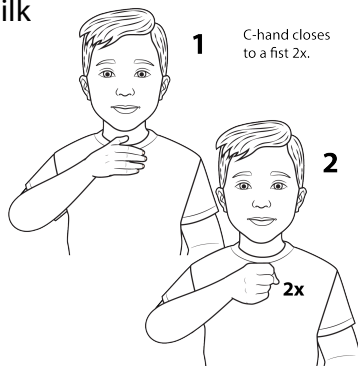
Fist touches palm.

Hungry



C-hand moves down.

Milk



Right hand open-closes 2x quickly.

Mom



Tap chin with thumb 2x.

Please



Move clockwise on chest.

Sleep



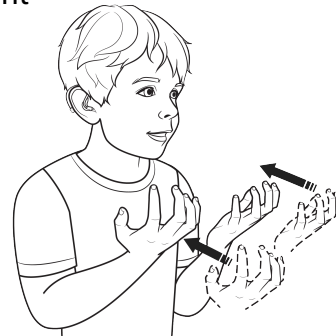
Right hand only closes as it moves down.

Thank You



Move hand like you are blowing a kiss.

Want



Simultaneously pull hands towards you.

First Signs



View videos
with QR code.
←

Name _____


Collect the entire series.

Bottle



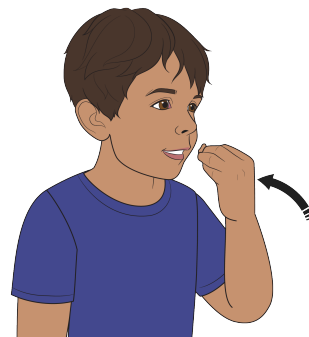
"A" hand on side of mouth 2x.

Dad



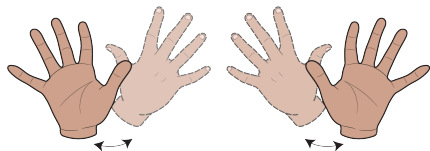
Tap thumb on forehead 2x.

Eat



Flat "O" hand taps on the mouth 1x.

Finish



Flip hands over quickly 2x.

Help



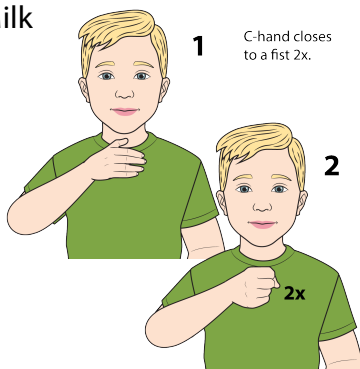
Fist touches palm.

Hungry



C-hand moves down.

Milk




Right hand open-closes 2x quickly.

Mom



Tap chin with thumb 2x.

Please




Move clockwise on chest.

Sleep



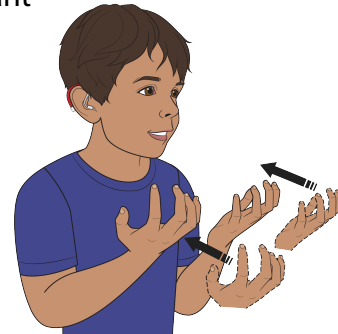
Right hand only closes as it moves down.

Thank You



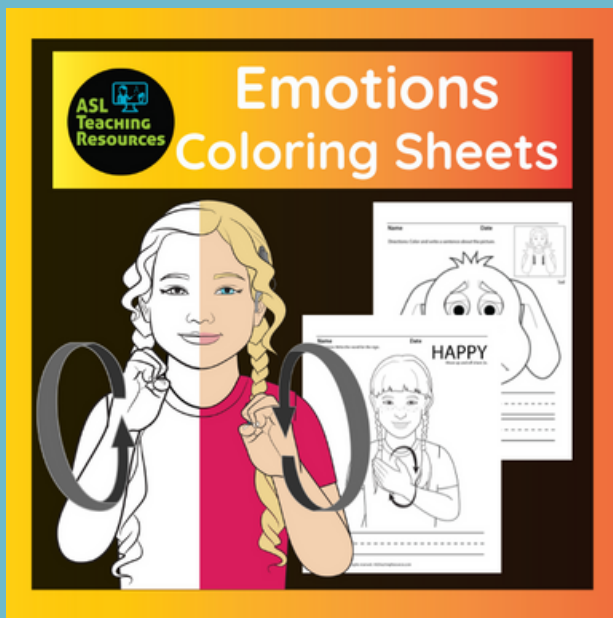
Move hand like you are blowing a kiss.

Want



Simultaneously pull hands towards you.

Click on Images



You'll love these
too!

ASLTeachingResources.com/LearnASL





Get UNLIMITED ASL Resources Now!



Let us make your worksheets!
Pick a plan and start accessing ASL Resources

About the Author

Cynthia Long is a Nationally Certified Interpreter and the founder of Sign Baby Sign LLC. She has extensive experience homeschooling and interpreting in the classroom for primary, secondary, and post-secondary levels; she is dedicated to providing ASL teaching resources to schools and families across the U.S. All of the ASL resources on ASLTeachingResources.com are developed from years of experience in educational systems as a Nationally Certified ASL Interpreter.



By downloading, you agree to the terms of use:



You may

- For personal use
- For your classroom and/or students (ONLY)
- Purchase multiple licenses to share with colleagues
- Become a member to get more ASL resources

You may not

- Post this item on a personal, classroom or district website
- Copy or modify any part to offer to others for free or paid
- Copy or give to other teachers or colleagues

Feedback

Remember to leave feedback on your purchases to help others know the quality of this product.

Membership saves you money.



Memberships

<https://aslteachingresources.com/member-info>
<https://aslteachingresources.com/sign-club>

Learn Sign the Fun Way



JOIN NOW



Member Benefits:

For Individuals & Schools

- Core-Content Worksheets
- Lesson Plan Books
- Flash Cards & Label Cards
- Wall Charts
- Dice & Other Games
- ASL Word of the Day Podcast
- Sign Club Series
- Online Video Dictionary
- Online ASL Courses
- Professional Development
- DIY Projects
- ASL Gift Shop
- Sight Words
- And more...Everything is ASL!

Subscribe: Search for "ASL Teaching Resources"

[Podcast](#)

[YouTube](#)

[TikTok](#)

[Facebook](#)

[Twitter](#)

[ASL Courses](#)

[Instagram](#)

[Pinterest](#)

[Sign Club](#)

CLICK - PRINT - Teach

See our Amazon books!

<https://amzn.to/3Gv2wqg>

amazon

A note from the founder: Our ASL Resources promote a successful learning experience that is both educational and fun. Whether you're using it for differentiation, extension activities or just for fun, become a member today and start saving hours of prep time. We have everything you need!



Happy Signing!

Cynthia F. Long, Founder
SignBabySign, LLC
ASLTeachingResources.com

