

# Halloween

**Level:** Pre-K, K, 1, 2

**Category:** Holiday 2 Activity Book

**Topics:** Holiday, Games

**Materials:** Construction paper, photos of candy, glue, staple, Halloween spelled out

This lesson set comes with 3 different level worksheets.

**Craft:** Make a candy corn bracelet. Glue together strips of paper-white, yellow, then orange. Glue photo of their favorite candy on the bracelet. Put on wrist with staple.

**Game:** Make sets of "Halloween" spelled out, each letter on separate papers. Children race to spell the word or put the master sets on the wall for children to match.

**Idea:** Wear costumes and let the children share why they chose that outfit.

Example

## Halloween

Name \_\_\_\_\_
Date \_\_\_\_\_

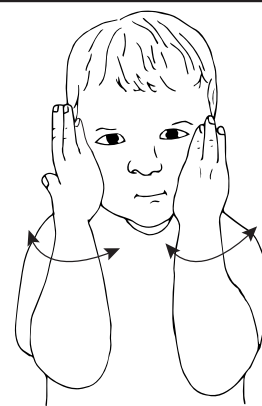
Color and do the word search.

B	C	A	T	W	T	N
G	I	W	E	B	S	U
G	H	O	S	T	V	A
F	R	O	G	B	A	T
W	I	T	C	H	H	W
H	A	C	A	N	D	Y
H	A	T	T	B	O	O

CAT      BAT      WEB  
CANDY    HAT      BOO  
GHOST    WITCH    FROG

With curved hands in front of eyes, move to ears 2x (peek-a-boo).

www.SignBabySign.org®



With curved hands in front of eyes, move to ears 2x (peek-a-boo).

Additional word search for Grades 1 & 2

W	H	S	C	A	R	Y	S	R
I	A	K	B	L	A	C	K	C
T	T	U	B	O	N	E	E	A
C	B	L	S	P	E	L	L	T
H	A	L	L	O	W	E	E	N
B	T	V	G	H	O	S	T	R
O	C	A	U	L	D	R	O	N
O	P	U	M	P	K	I	N	D
S	P	I	D	E	R	W	E	B

SPELL
BONE
CAULDRON

BOO
WHITCH
HALLOWEEN

GHOST
SPIDER
BLACK

CAT
BAT
SCARY

SKULL
HAT
WEB

PUMPKIN

SignBabySign.org/Dictionary

## HOW TO SIGN

---

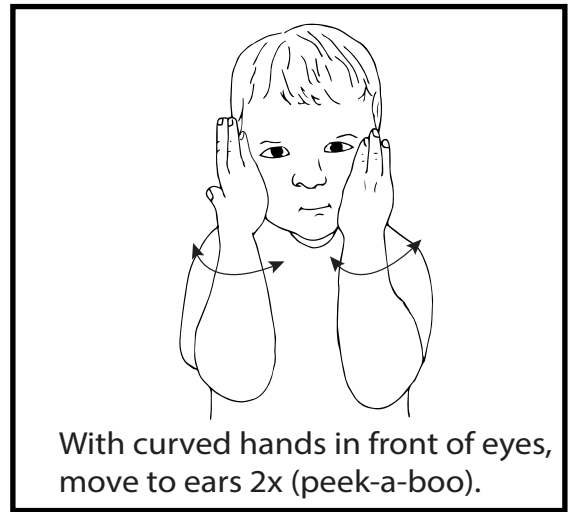
## HALLOWEEN

# Halloween



With curved hands in front of eyes,  
move to ears 2x (peek-a-boo).

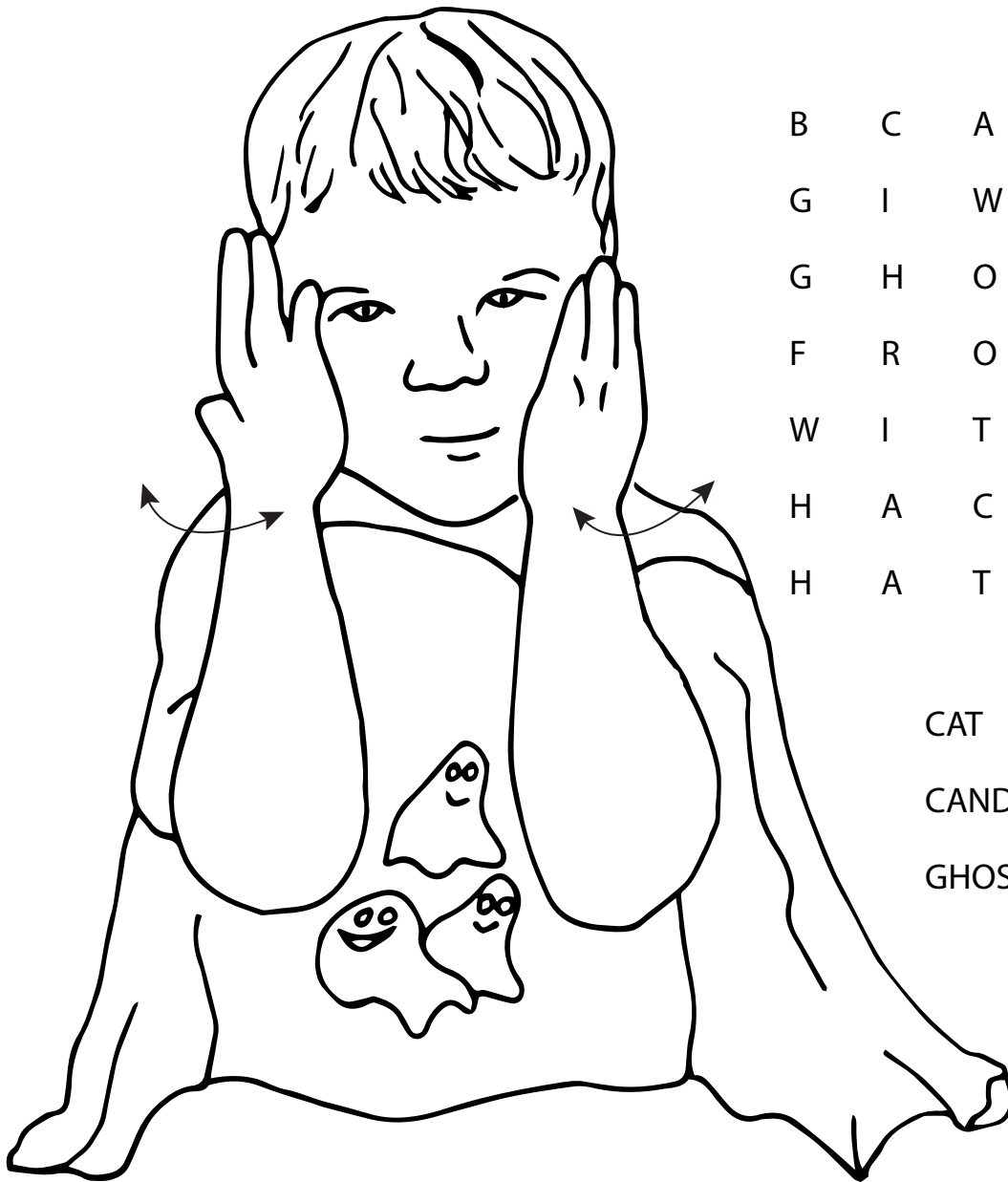
# Halloween



Name \_\_\_\_\_

Date \_\_\_\_\_

Color and do the word search.



B	C	A	T	W	T	N
G	I	W	E	B	S	U
G	H	O	S	T	V	A
F	R	O	G	B	A	T
W	I	T	C	H	H	W
H	A	C	A	N	D	Y
H	A	T	T	B	O	O

CAT	BAT	WEB
CANDY	HAT	BOO
GHOST	WITCH	FROG

# Halloween

Name \_\_\_\_\_

Date \_\_\_\_\_

Color and do the word search..



With curved hands in front of eyes,  
move to ears 2x (peek-a-boo).



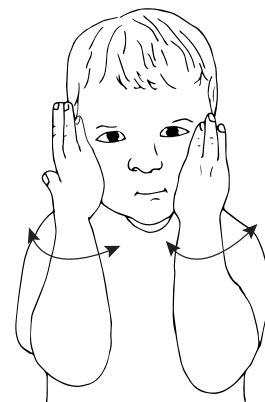
W	H	S	C	A	R	Y	S	R
I	A	K	B	L	A	C	K	C
T	T	U	B	O	N	E	E	A
C	B	L	S	P	E	L	L	T
H	A	L	L	O	W	E	E	N
B	T	V	G	H	O	S	T	R
O	C	A	U	L	D	R	O	N
O	P	U	M	P	K	I	N	D
S	P	I	D	E	R	W	E	B

SPELL	BONE	CAULDRON
BOO	WHITCH	HALLOWEEN
GHOST	SPIDER	BLACK
CAT	BAT	SCARY
SKULL	HAT	WEB
	PUMPKIN	

# Halloween

Name \_\_\_\_\_

Date \_\_\_\_\_



With curved hands in front of eyes,  
move to ears 2x (peek-a-boo).

Color the boy  
signing Halloween.

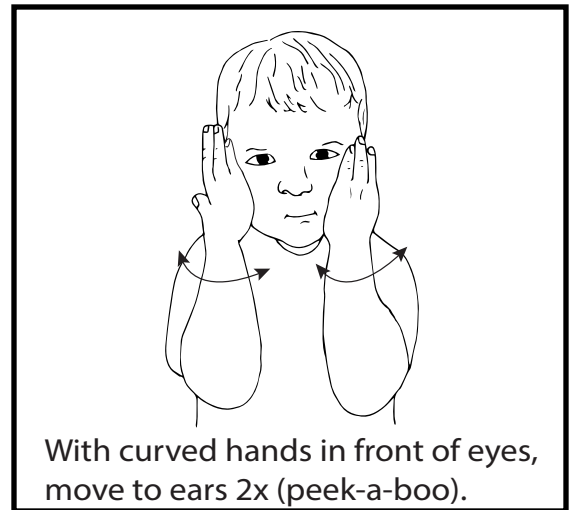


# Halloween

**Craft:** Make a candy corn bracelet. Glue together strips of paper-white, yellow, then orange. Glue photo of their favorite candy on the bracelet. Put on wrist with staple.

**Game:** Make sets of "Halloween" spelled out, each letter on separate papers. Children race to spell the word or put the master sets on the wall for children to match.

**Idea:** Wear costumes and let the children share why they chose that outfit.



Color and do the word search.

B	C	A	T	W	T	N
G	I	W	E	B	S	U
G	H	O	S	T	V	A
F	R	O	G	B	A	T
W	I	T	C	H	H	W
H	A	C	A	N	D	Y
H	A	T	T	B	O	O

CAT	BAT	WEB
CANDY	HAT	BOO
GHOST	WITCH	FROG

Child's Name \_\_\_\_\_

[www.signbabysign.org](http://www.signbabysign.org)®

Date word was signed \_\_\_\_\_

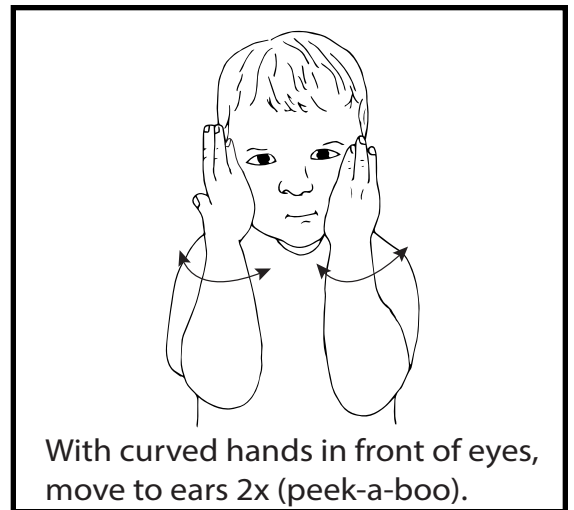
©SignBabySign All rights reserved

# Halloween

**Craft:** Make a candy corn bracelet. Glue together strips of paper-white, yellow, then orange. Glue photo of their favorite candy on the bracelet. Put on wrist with staple.

**Game:** Make sets of "Halloween" spelled out, each letter on separate papers. Children race to spell the word or put the master sets on the wall for children to match.

**Idea:** Wear costumes and let the children share why they chose that outfit.




With curved hands in front of eyes, move to ears 2x (peek-a-boo).

Color and do the word search.

W	H	S	C	A	R	Y	S	R
I	A	K	B	L	A	C	K	C
T	T	U	B	O	N	E	E	A
C	B	L	S	P	E	L	L	T
H	A	L	L	O	W	E	E	N
B	T	V	G	H	O	S	T	R
O	C	A	U	L	D	R	O	N
O	P	U	M	P	K	I	N	D
S	P	I	D	E	R	W	E	B

SPELL	BONE	CAULDRON
BOO	WHITCH	HALLOWEEN
GHOST	SPIDER	BLACK
CAT	BAT	SCARY
SKULL	HAT	WEB
	PUMPKIN	



Child's Name \_\_\_\_\_

[www.signbabysign.org](http://www.signbabysign.org)

Date word was signed \_\_\_\_\_

©SignBabySign All rights reserved



Click on Images



You'll love these too!



[ASLTeachingResources.com/Learn-ASL](https://www.aslteachingresources.com/Learn-ASL)





# Get UNLIMITED ASL Resources Now!



**Let us make your worksheets!**  
Pick a plan and start accessing ASL Resources

## About the Author

Cynthia Long is a Nationally Certified Interpreter and the founder of Sign Baby Sign LLC. She has extensive experience homeschooling and interpreting in the classroom for primary, secondary, and post-secondary levels; she is dedicated to providing ASL teaching resources to schools and families across the U.S. All of the ASL resources on [ASLTeachingResources.com](https://ASLTeachingResources.com) are developed from years of experience in educational systems as a Nationally Certified ASL Interpreter.



By downloading, you agree to the terms of use:



### You may

- For personal use
- For your classroom and/or students (ONLY)
- Purchase multiple licenses to share with colleagues
- Become a member to get more ASL resources

### You may not

- Post this item on a personal, classroom or district website
- Copy or modify any part to offer to others for free or paid
- Copy or give to other teachers or colleagues

## Feedback

Remember to leave feedback on your purchases to help others know the quality of this product.

Membership saves you money.



<https://aslteachingresources.com/member-info>  
<https://aslteachingresources.com/sign-club>

# Learn Sign the Fun Way



**JOIN NOW**



## Member Benefits:

### For Individuals & Schools

- Core-Content Worksheets
- Lesson Plan Books
- Flash Cards & Label Cards
- Wall Charts
- Dice & Other Games
- ASL Word of the Day Podcast
- Sign Club Series
- Online Video Dictionary
- Online ASL Courses
- Professional Development
- DIY Projects
- ASL Gift Shop
- Sight Words
- And more...Everything is ASL!

## Subscribe: Search for "ASL Teaching Resources"

[Podcast](#)

[YouTube](#)

[TikTok](#)

[Facebook](#)

[Twitter](#)

[ASL Courses](#)

[Instagram](#)

[Pinterest](#)

[Sign Club](#)

**CLICK - PRINT - Teach**

See our Amazon books!

<https://amzn.to/3Gv2wqg>

**amazon**

A note from the founder: Our ASL Resources promote a successful learning experience that is both educational and fun. Whether you're using it for differentiation, extension activities or just for fun, become a member today and start saving hours of prep time. We have everything you need!



### Happy Signing!

Cynthia F. Long, Founder  
SignBabySign, LLC  
[ASLTeachingResources.com](http://ASLTeachingResources.com)

