

Color

Level: Pre-K, K, 1, 2

Category: Colors Activity Book

Topics: Art, Color Wheel

Materials: Old magazines, sorting items, ziploc bags, paint



At chin, fingertips wiggle.

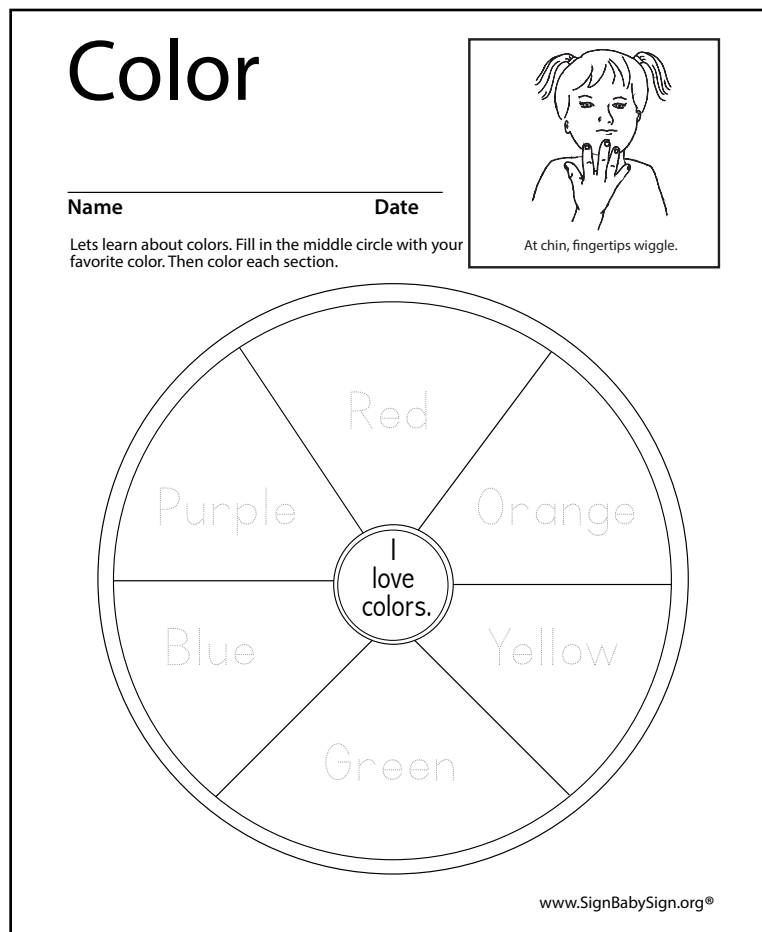
Lets learn about colors. Fill in the middle circle with your favorite color. Then color each section.

Craft: Use construction paper to make a book of colors. Glue in magazine pictures to match the colors.

Game: Sort different objects by color.
(I.e. clothes, crayons, toys)

Idea: Mix paints in a ziploc bag to create new colors.

Example



Click image for video.

HOW TO SIGN
COLOR



www.SignBabySign.org®

Color



At chin, fingertips wiggle.

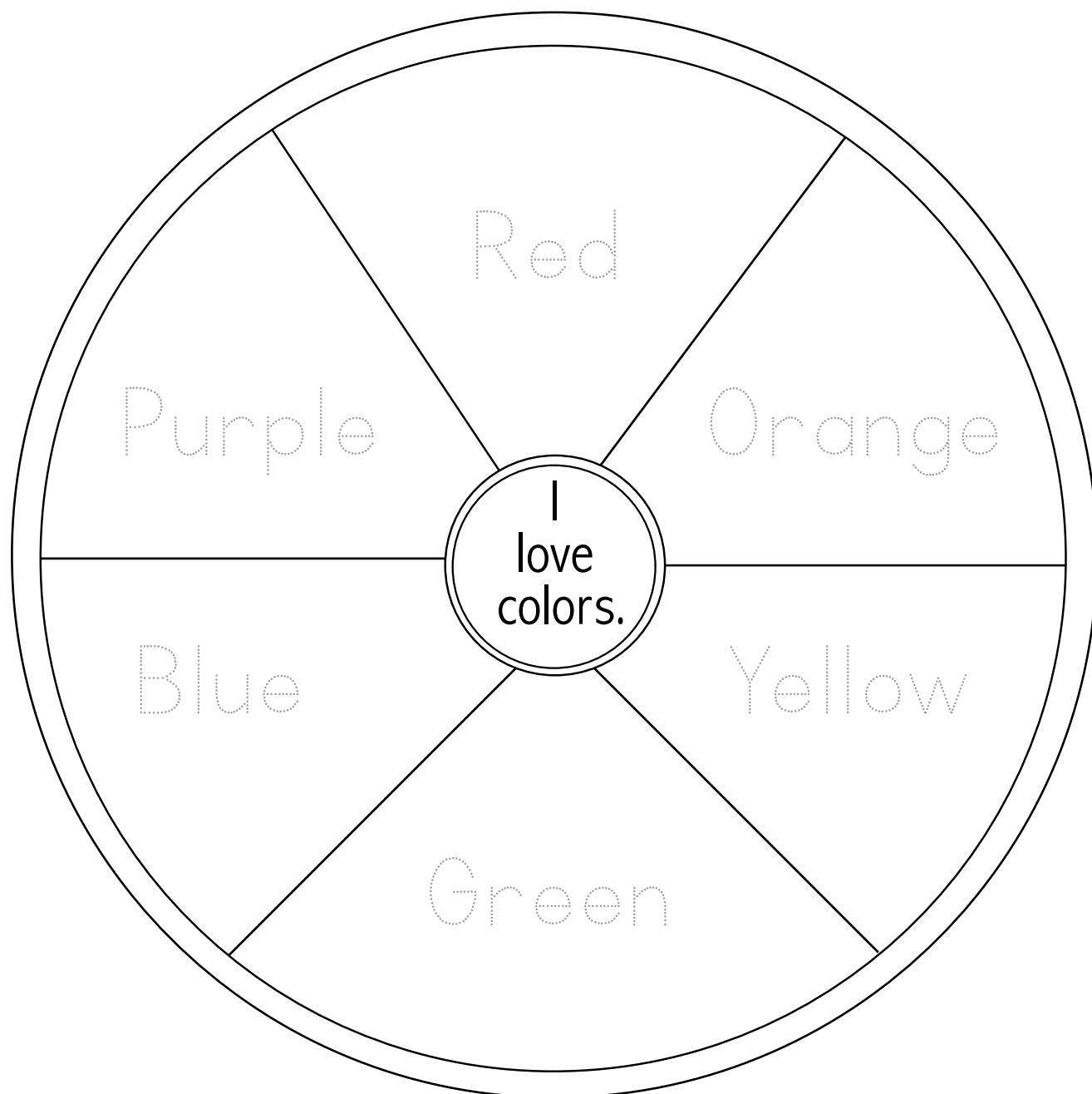
Color



Name _____

Date _____

Lets learn about colors. Fill in the middle circle with your favorite color. Then color each section.



Color

Lets learn about colors. Fill in the middle circle with your favorite color. Then color each section.

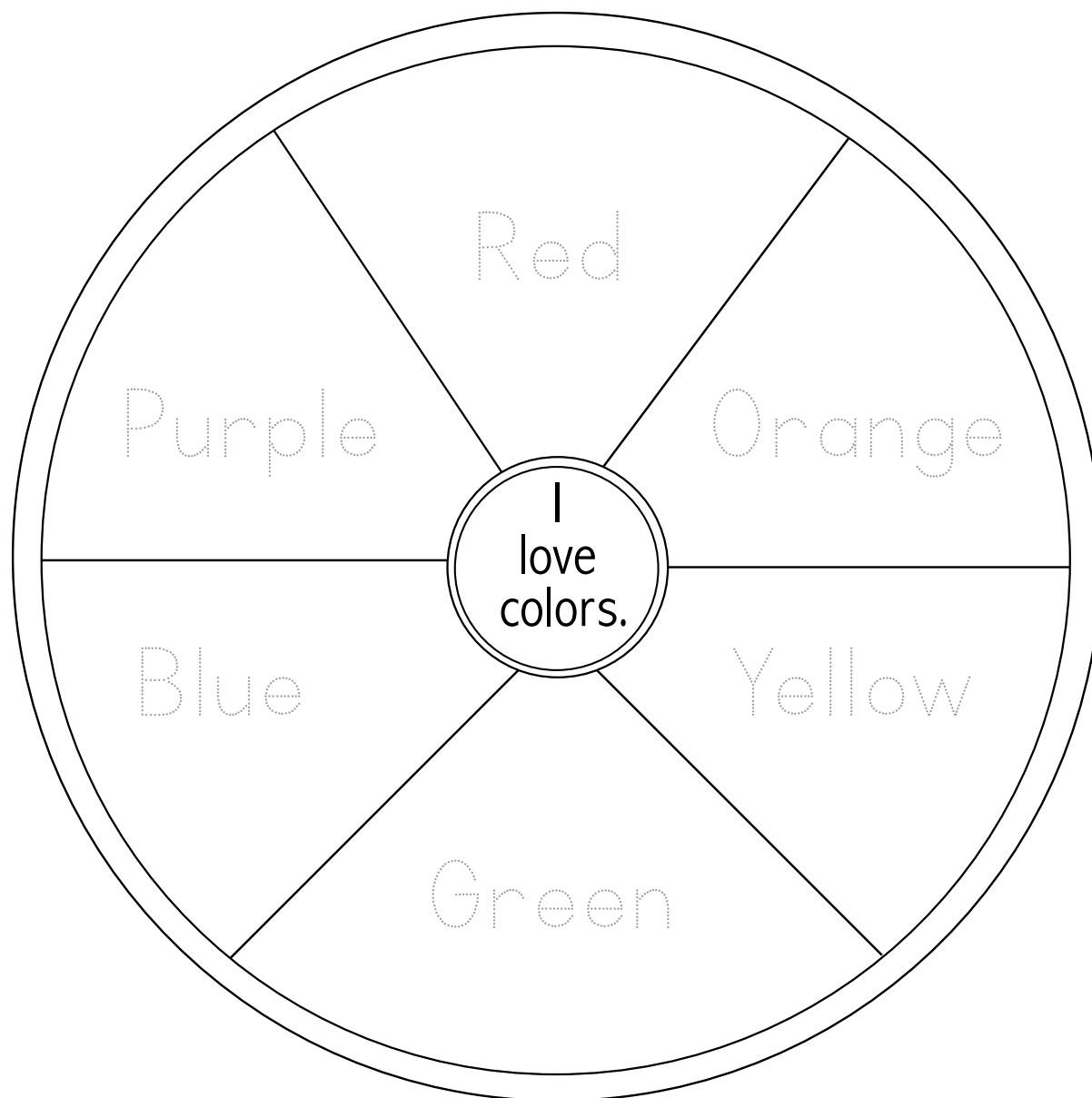
Craft: Use construction paper to make a book of colors. Glue in magazine pictures to match the colors.

Game: Sort different objects by color.
(l.e. clothes, crayons, toys)

Idea: Mix paints in a ziploc bag to create new colors.



At chin, fingertips wiggle.



Child's Name

www.signbabysign.org

Date word was signed

©SignBabySign All rights reserved

Other ASL products: (American Sign Language)

- ✓ Free “Word of the Week”
- ✓ Free Activity sheets
- ✓ Teacher ASL Lesson Plans
- ✓ Free online Dictionary
- ✓ Free Hospital resources
- ✓ Flash Cards-printable
- ✓ Dice Games-printable
- ✓ ASL Book Series
- ✓ Memberships
- ✓ Bookmarks: ABC, 1-10
- ✓ Embroidered Hand Towels
- ✓ Family Car Decals
- ✓ “I Love You” Iron-on Patches
- ✓ Printable: T-shirts, Crafts, Cards
- ✓ Everything is ASL!

Subscribe @

- www.YouTube.com/SignBabySign
- www.Twitter.com/SignBabySign2me
- www.Pinterest.com/SignBabySign
- www.Vimeo.com/SignBabySign
- www.FaceBook/SignBabySign
- iTunes Podcast: ASL Word of the Day



A note from the author:

I love sign language! I believe in the many benefits it has to offer. You must too since you bought this book. Let's get started one word at a time. This book series is designed with the tools you need for a successful learning experience that is both educational and fun.



I'd love to hear from you. We want to highlight your child any chance we can. Send us feedback (on our contact page), ideas, and upload a photo or video of your child/class learning new signs @

<http://www.signbabysign.org/contact-us.php>

Cynthia F Long, Founder