

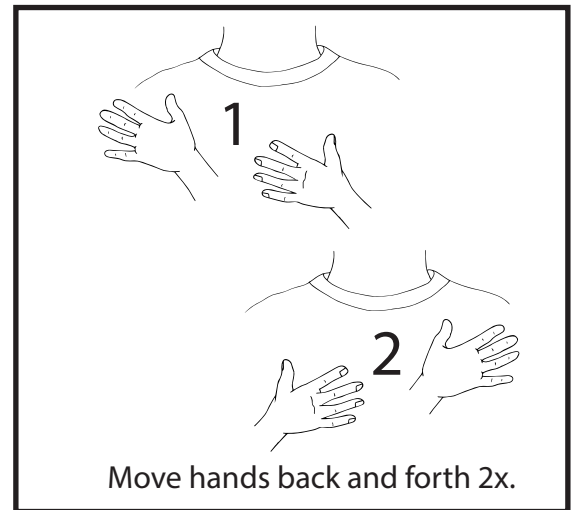
# Wind

**Level:** K, 1, 2

**Category:** Weather Activity Book

**Topics:** Outdoors, Seasons, Weather

**Materials:** coloring utensils, scissors, socks, pinwheel



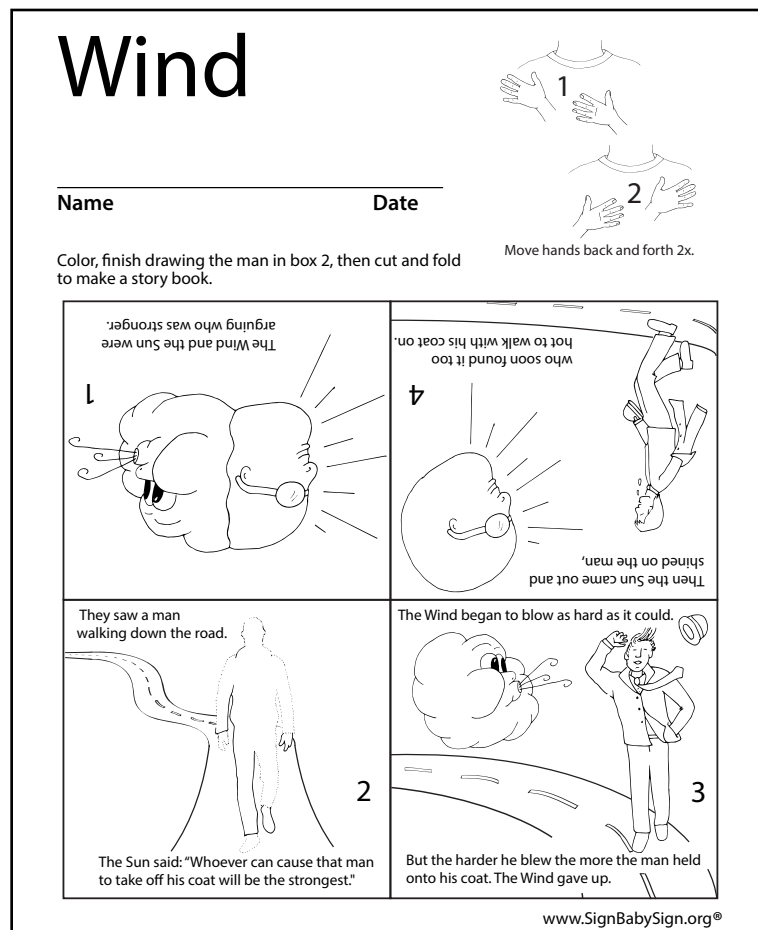
Color, finish drawing the man in box 2, then cut and fold to make a story book.

Craft: Make a pinwheel or wind sock.

Game: Relay to blow paper across the table with a straw.

Idea: Talk about the meaning of this fable.

## Example

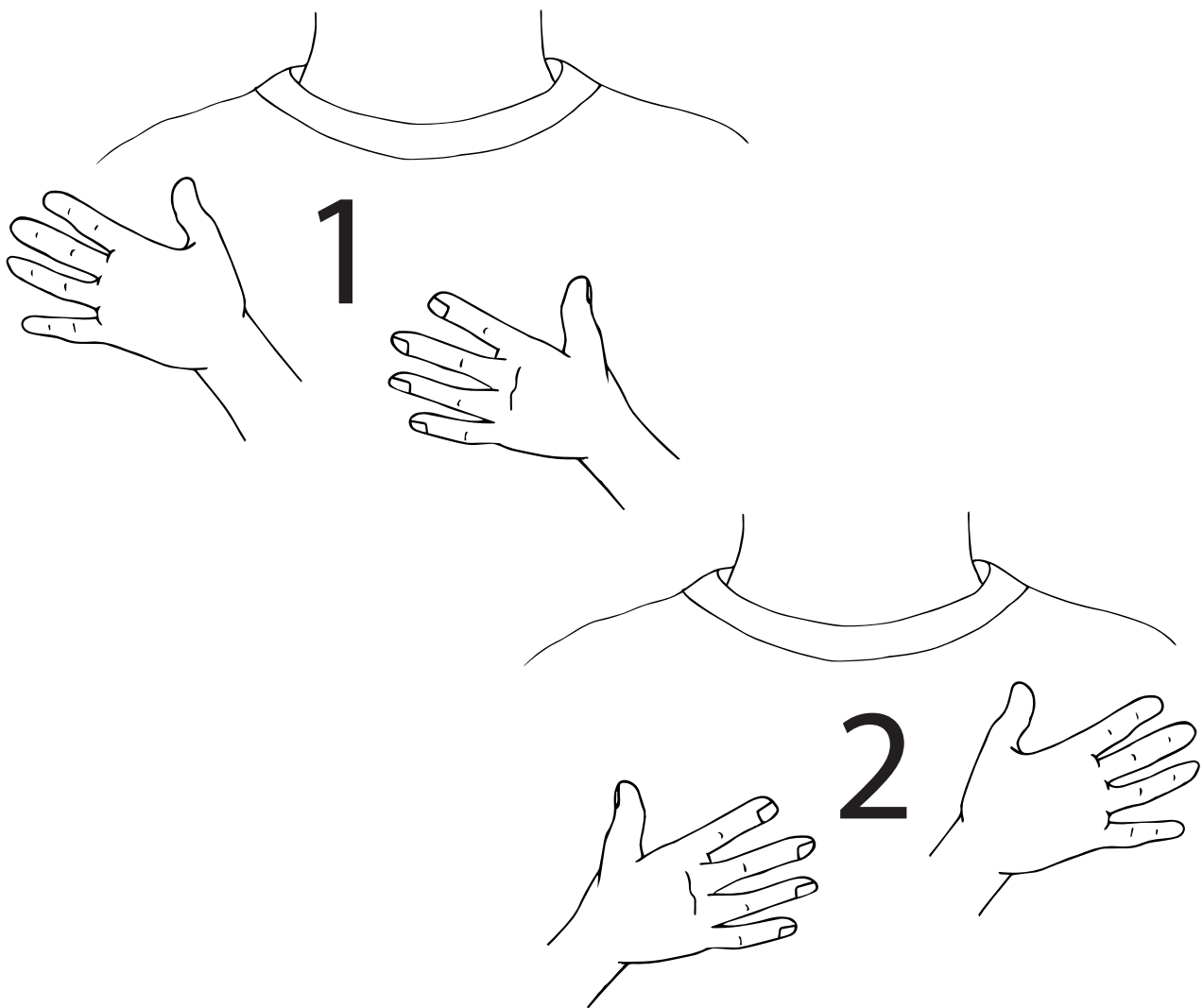


Click image for video.



[www.SignBabySign.org](http://www.SignBabySign.org)

# Wind



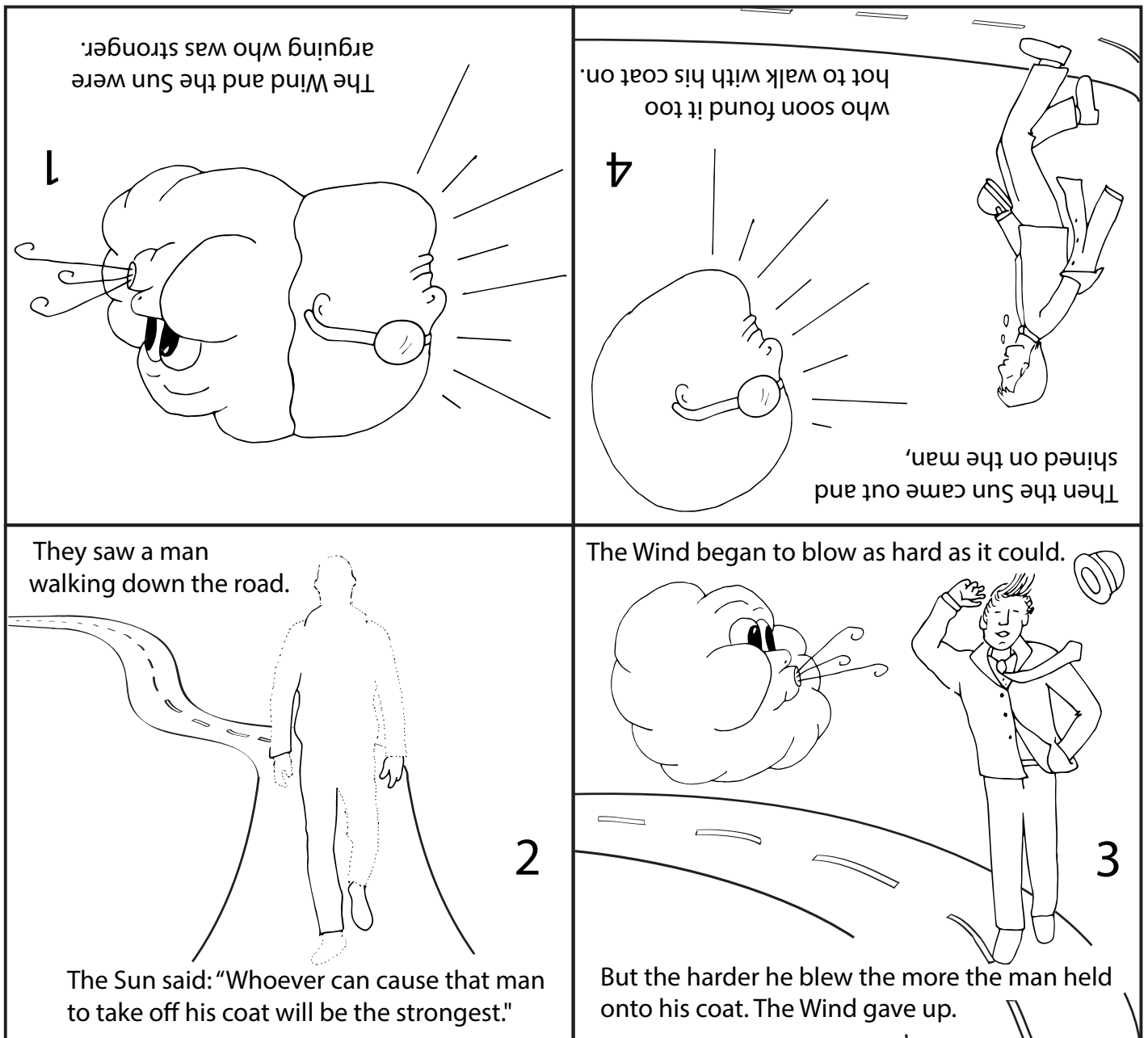
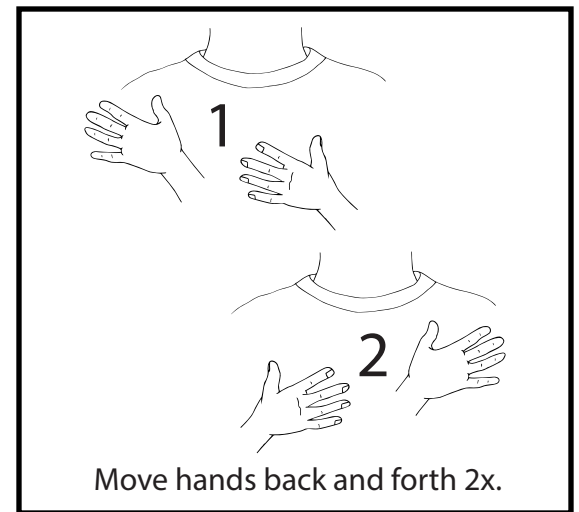
Move hands back and forth 2x.

# Wind

Name \_\_\_\_\_

Date \_\_\_\_\_

Color, finish drawing the man in box 2, then cut and fold to make a story book.



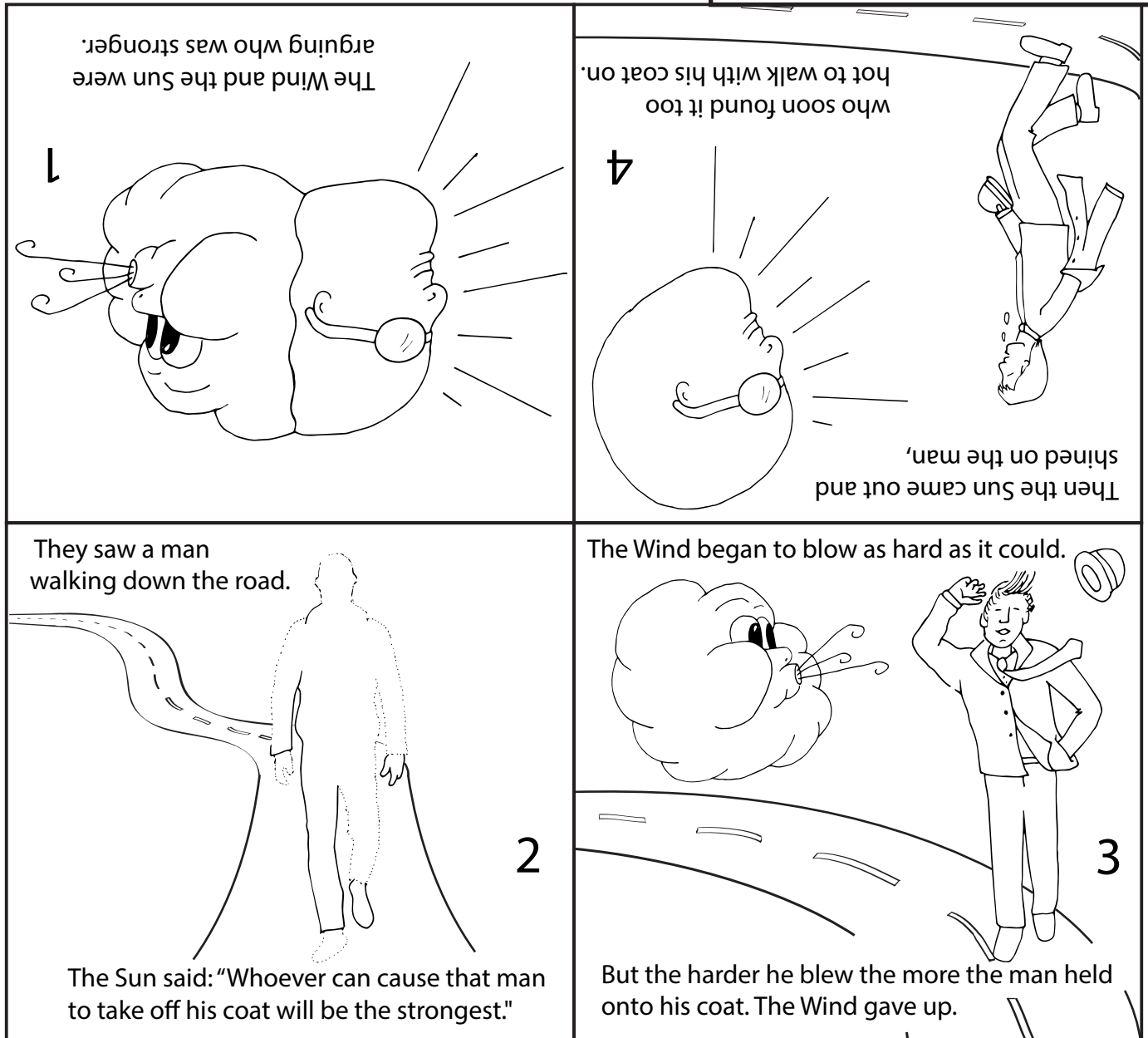
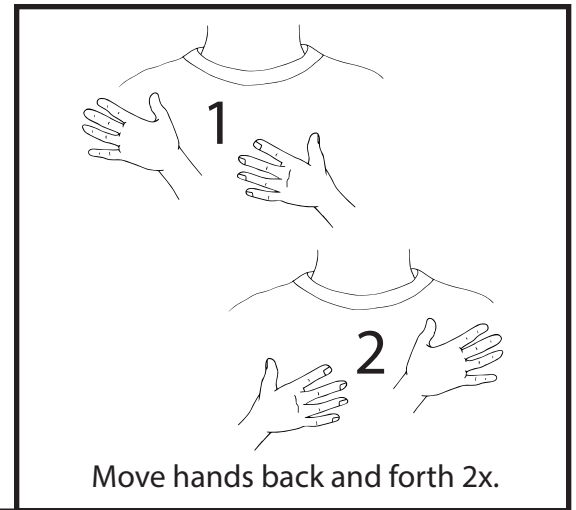
# Wind

Color, finish drawing the man in box 2, then cut and fold to make a story book.

Craft: Make a pinwheel or wind sock.

Game: Relay to blow paper across the table with a straw.

Idea: Talk about the meaning of this fable.



Child's Name

[www.signbabysign.org](http://www.signbabysign.org)

Date word was signed

©SignBabySign All rights reserved

## Other ASL products: (American Sign Language)

- ✓ Free “Word of the Week”
- ✓ Free Activity sheets
- ✓ Teacher ASL Lesson Plans
- ✓ Free online Dictionary
- ✓ Free Hospital resources
- ✓ Flash Cards-printable
- ✓ Dice Games-printable
- ✓ ASL Book Series
- ✓ Memberships
- ✓ Bookmarks: ABC, 1-10
- ✓ Embroidered Hand Towels
- ✓ Family Car Decals
- ✓ “I Love You” Iron-on Patches
- ✓ Printable: T-shirts, Crafts, Cards
- ✓ Everything is ASL!

### Subscribe @

- [www.YouTube.com/SignBabySign](http://www.YouTube.com/SignBabySign)
- [www.Twitter.com/SignBabySign2me](http://www.Twitter.com/SignBabySign2me)
- [www.Pinterest.com/SignBabySign](http://www.Pinterest.com/SignBabySign)
- [www.Vimeo.com/SignBabySign](http://www.Vimeo.com/SignBabySign)
- [www.FaceBook/SignBabySign](http://www.FaceBook/SignBabySign)
- iTunes Podcast: ASL Word of the Day



### A note from the author:

I love sign language! I believe in the many benefits it has to offer. You must too since you bought this book. Let's get started one word at a time. This book series is designed with the tools you need for a successful learning experience that is both educational and fun.



I'd love to hear from you. We want to highlight your child any chance we can. Send us feedback (on our contact page), ideas, and upload a photo or video of your child/class learning new signs @

<http://www.signbabysign.org/contact-us.php>

Cynthia F Long, Founder