

# Sun

**Level:** K, 1, 2

**Category:** Weather Activity Book

**Topics:** Science, Time, Math

**Materials:** coloring utensils, paper plates, glue, yarn

Color and circle if it's am or pm. Write the time you see on the clock.

Craft: Use a yellow paper plate and glue short yarn pieces around the plate or make a sun dial clock.

Game: Call out a time. Children hold a sun and raise or lower it to represent that time of the day.

Idea: With a time line on your window, move a sun each hour to show it's movement.




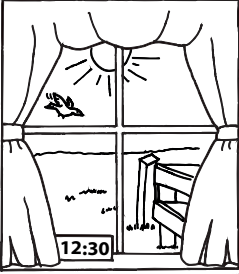
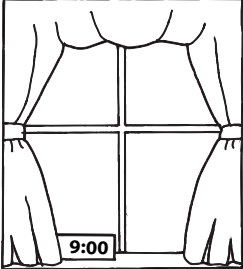

Move "C" hand off head  
in a small arch up and out.

## Example

# Sun

Name \_\_\_\_\_ Date \_\_\_\_\_

Color and circle if it's am or pm. Write the time you see on the clock.

	_____ AM _____ PM		_____ AM _____ PM
	_____ AM _____ PM		_____ AM _____ PM

Write your current time on the clock.

www.SignBabySign.org®

Click image for video.

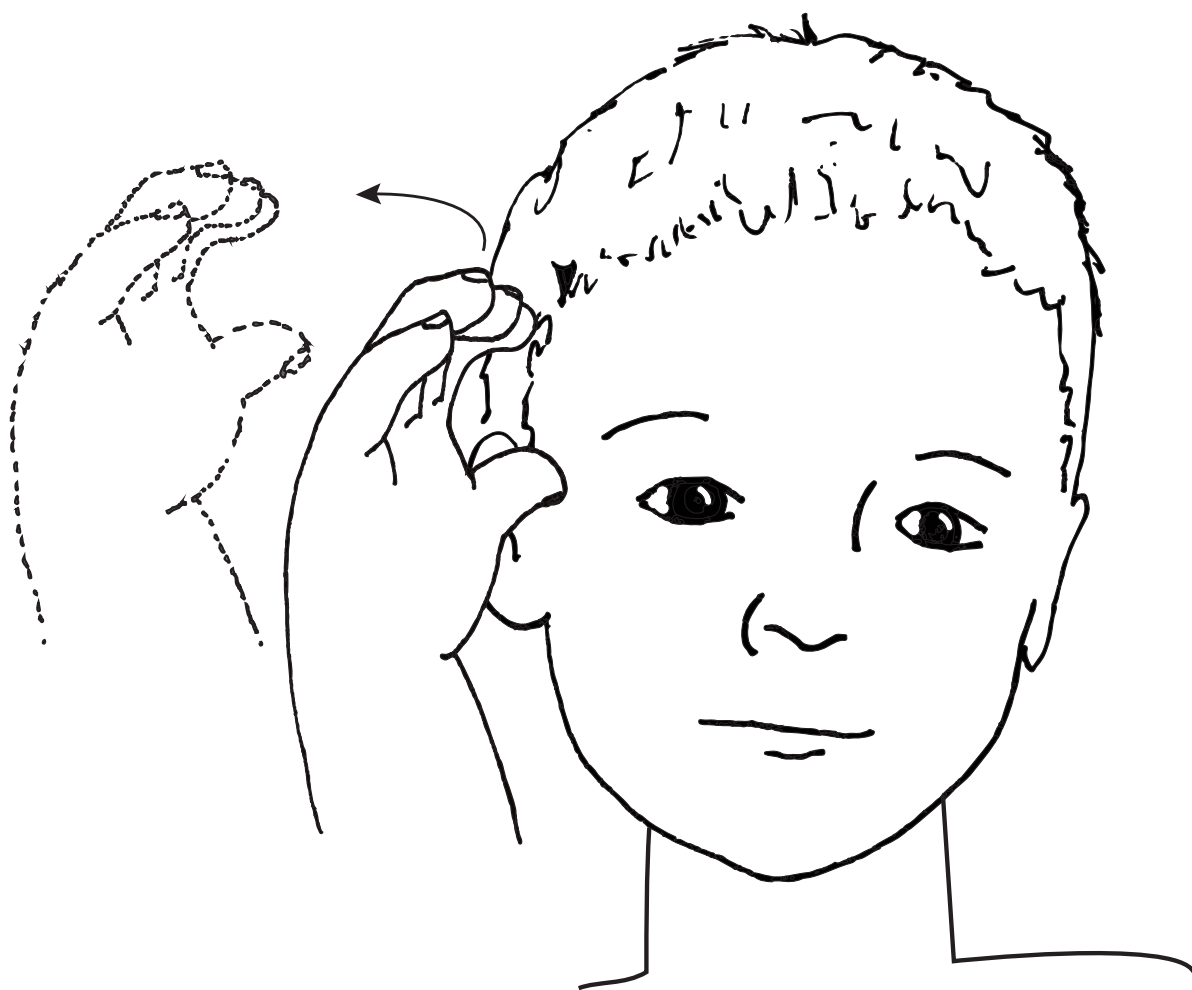
HOW TO SIGN

SUN



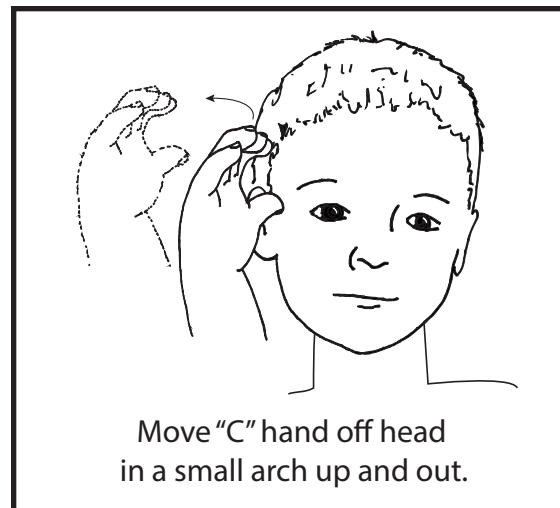
www.SignBabySign.org®

# Sun



Move "C" hand off head  
in a small arch up and out.


# Sun



Name \_\_\_\_\_

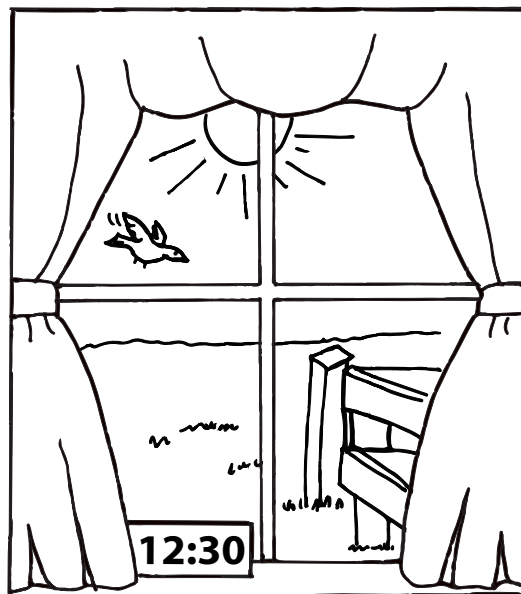
Date \_\_\_\_\_

Color and circle if it's am or pm. Write the time you see on the clock.



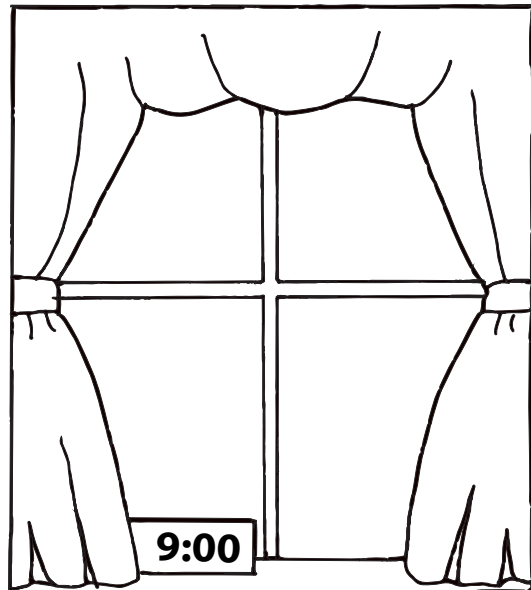
\_\_\_\_\_ AM

\_\_\_\_\_ PM



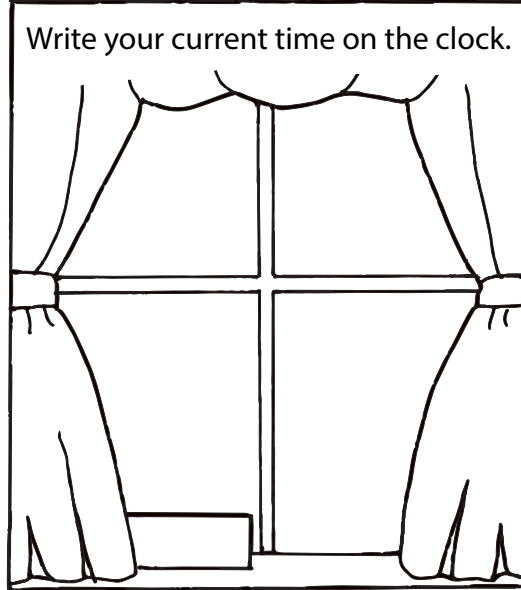
\_\_\_\_\_ AM

\_\_\_\_\_ PM



\_\_\_\_\_ AM

\_\_\_\_\_ PM



\_\_\_\_\_ AM

\_\_\_\_\_ PM


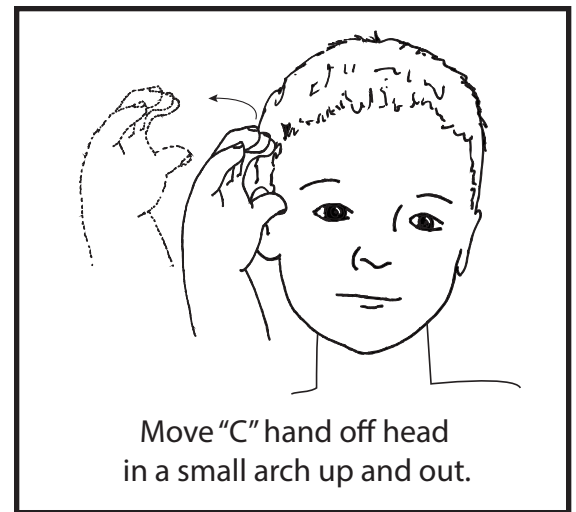
# Sun

Color and circle if it's am or pm. Write the time you see on the clock.

Craft: Use a yellow paper plate and glue short yarn pieces around the plate or make a sun dial clock.

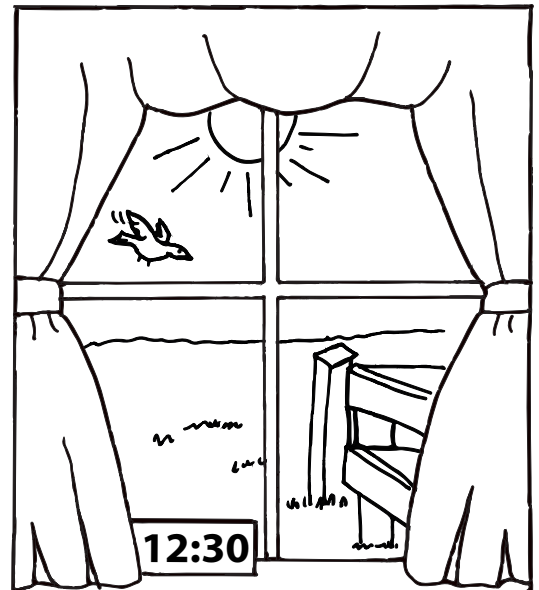
Game: Call out a time. Children hold a sun and raise or lower it to represent that time of the day.

Idea: With a time line on your window, move a sun each hour to show it's movement.



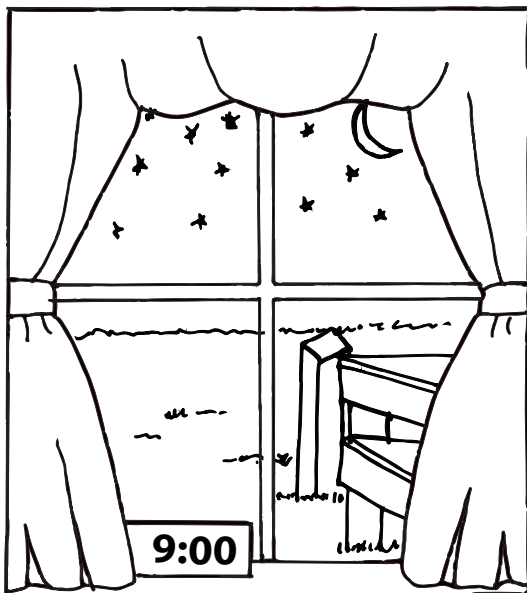
\_\_\_\_\_AM

\_\_\_\_\_PM



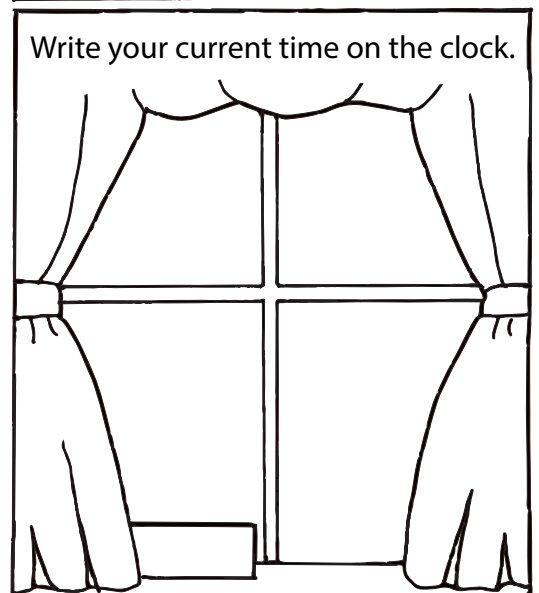
\_\_\_\_\_AM

\_\_\_\_\_PM



\_\_\_\_\_AM

\_\_\_\_\_PM



\_\_\_\_\_AM

\_\_\_\_\_PM

Child's Name \_\_\_\_\_

[www.signbabysign.org](http://www.signbabysign.org)

Date word was signed \_\_\_\_\_


©SignBabySign All rights reserved

## Other ASL products: (American Sign Language)

- ✓ Free “Word of the Week”
- ✓ Free Activity sheets
- ✓ Teacher ASL Lesson Plans
- ✓ Free online Dictionary
- ✓ Free Hospital resources
- ✓ Flash Cards-printable
- ✓ Dice Games-printable
- ✓ ASL Book Series
- ✓ Memberships
- ✓ Bookmarks: ABC, 1-10
- ✓ Embroidered Hand Towels
- ✓ Family Car Decals
- ✓ “I Love You” Iron-on Patches
- ✓ Printable: T-shirts, Crafts, Cards
- ✓ Everything is ASL!

### Subscribe @

- [www.YouTube.com/SignBabySign](http://www.YouTube.com/SignBabySign)
- [www.Twitter.com/SignBabySign2me](http://www.Twitter.com/SignBabySign2me)
- [www.Pinterest.com/SignBabySign](http://www.Pinterest.com/SignBabySign)
- [www.Vimeo.com/SignBabySign](http://www.Vimeo.com/SignBabySign)
- [www.FaceBook/SignBabySign](http://www.FaceBook/SignBabySign)
- iTunes Podcast: ASL Word of the Day



### A note from the author:

I love sign language! I believe in the many benefits it has to offer. You must too since you bought this book. Let's get started one word at a time. This book series is designed with the tools you need for a successful learning experience that is both educational and fun.



I'd love to hear from you. We want to highlight your child any chance we can. Send us feedback (on our contact page), ideas, and upload a photo or video of your child/class learning new signs @

<http://www.signbabysign.org/contact-us.php>

Cynthia F Long, Founder