

Santa

Level: Pre-K, K

Category: Holiday 2 Activity Book

Topics: Holiday, Santa


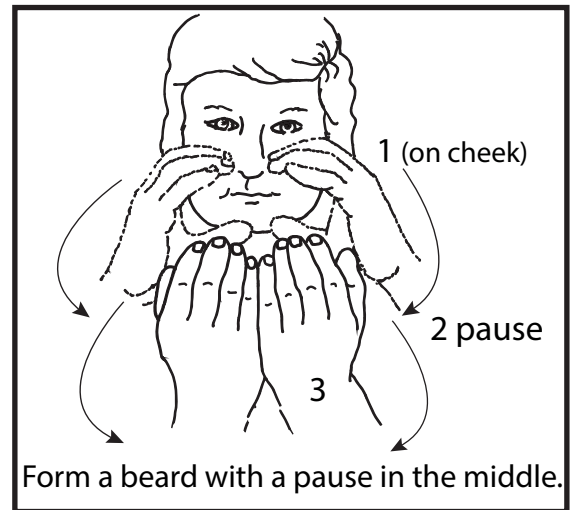
Materials: brownies, icing, strawberries, cotton balls, Santa head, blindfold.

What I leave for Santa to eat:

Craft: Chimney Santa. Precut brownies (chimney).
Add white icing, a strawberry, then dot the tip (Santa's hat).

Game: Put two paper Santa heads on the wall. Kids relay to add a beard (cotton balls). Challenge: do blindfolded.

Idea: Talk about what children leave Santa to eat.




Example

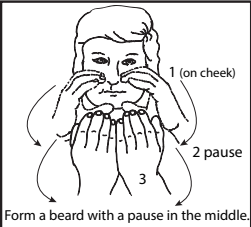
Santa

Name _____ Date _____

What I leave for Santa to eat:



www.SignBabySign.org®



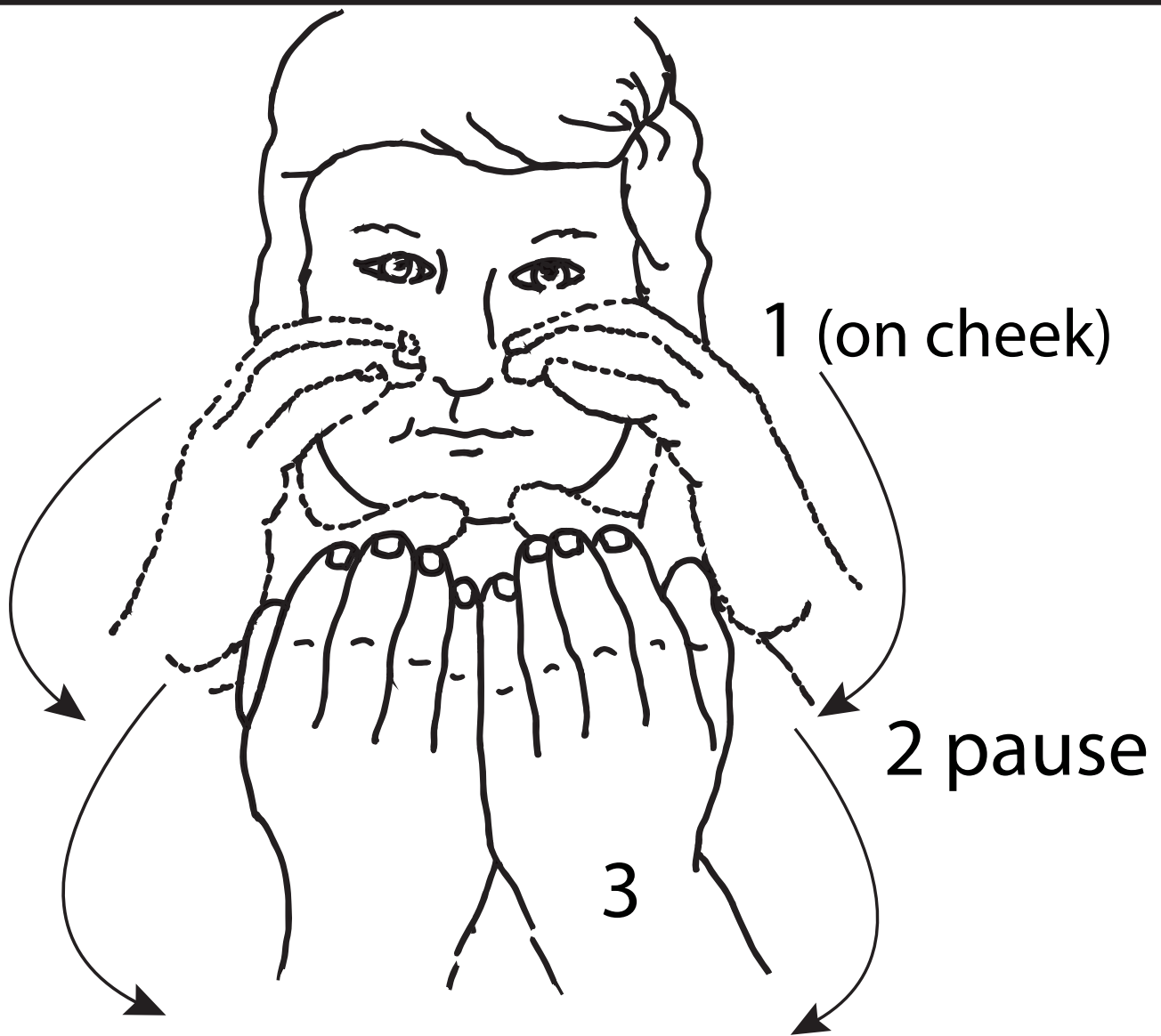
1 (on cheek)
2 pause
3
Form a beard with a pause in the middle.

Click image for video.



www.SignBabySign.org®

Santa



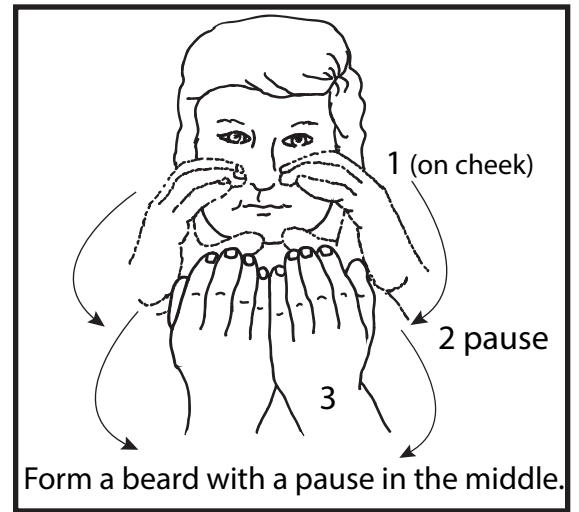
Form a beard with a pause in the middle.

Santa

Name _____

Date _____

What I leave for Santa to eat:



Santa

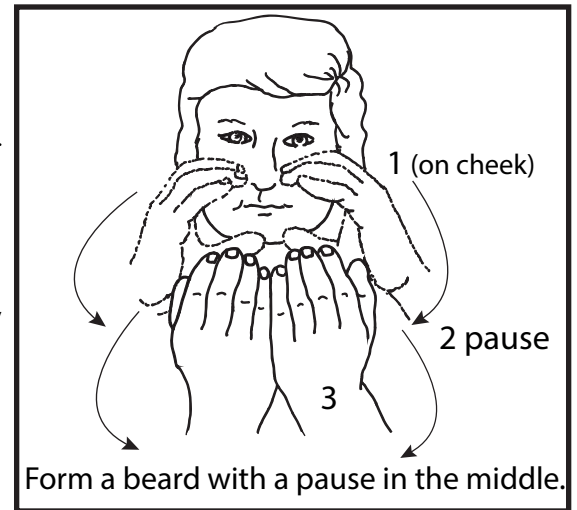
Craft: Chimney Santa. Precut brownies (chimney).
Add white icing, a strawberry, then dot the tip (Santa's hat).



Game: Put two paper Santa heads on the wall. Kids relay to add a beard (cotton balls). Challenge: do blindfolded.

Idea: Talk about what children leave for Santa to eat.

What I leave for Santa to eat:



Child's Name

www.signbabysign.org

Date word was signed

©SignBabySign All rights reserved

Other ASL products: (American Sign Language)

- ✓ Free “Word of the Week”
- ✓ Free Activity sheets
- ✓ Teacher ASL Lesson Plans
- ✓ Free online Dictionary
- ✓ Free Hospital resources
- ✓ Flash Cards-printable
- ✓ Dice Games-printable
- ✓ ASL Book Series
- ✓ Memberships
- ✓ Bookmarks: ABC, 1-10
- ✓ Embroidered Hand Towels
- ✓ Family Car Decals
- ✓ “I Love You” Iron-on Patches
- ✓ Printable: T-shirts, Crafts, Cards
- ✓ Everything is ASL!

Subscribe @

- www.YouTube.com/SignBabySign
- www.Twitter.com/SignBabySign2me
- www.Pinterest.com/SignBabySign
- www.Vimeo.com/SignBabySign
- www.FaceBook/SignBabySign
- iTunes Podcast: ASL Word of the Day



A note from the author:

I love sign language! I believe in the many benefits it has to offer. You must too since you bought this book. Let's get started one word at a time. This book series is designed with the tools you need for a successful learning experience that is both educational and fun.



I'd love to hear from you. We want to highlight your child any chance we can. Send us feedback (on our contact page), ideas, and upload a photo or video of your child/class learning new signs @

<http://www.signbabysign.org/contact-us.php>

Cynthia F Long, Founder