

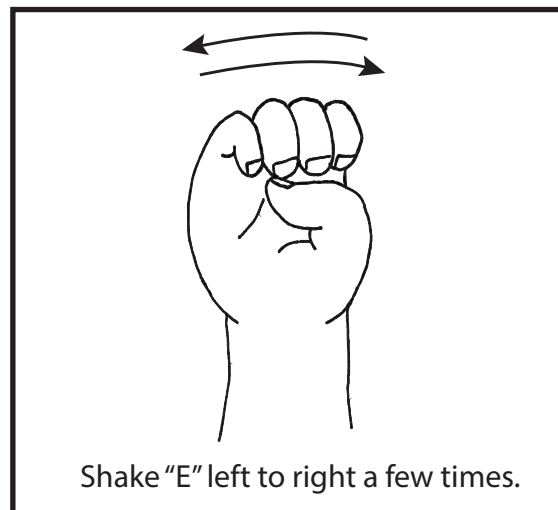
# Easter

**Level:** Pre-K, K

**Category:** Holiday 1 Activity Book

**Topics:** Holiday, Search, Counting

**Materials:** Paper plates, jelly beans



Color and circle the eggs. Write how many you find in the box.

Craft: Make a paper plate basket to hunt for jelly beans.

Game: Hide jelly beans in the room for kids to find, then use in a tossing game.

Idea: Review colors, matching, and counting with the jelly beans.

## Example

# Easter

Name

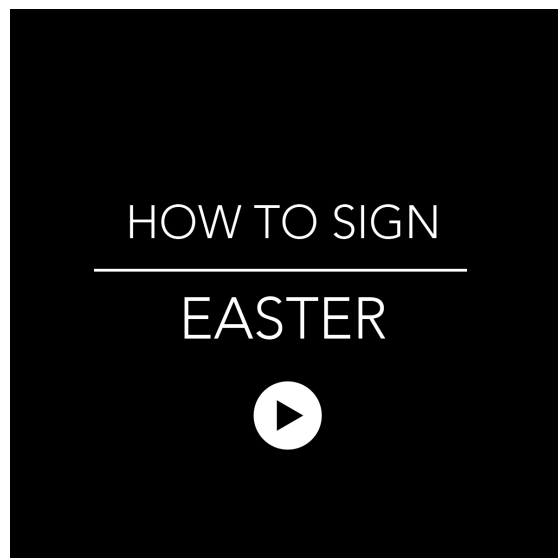
Date

Color and circle the eggs. Write how many you find in the box.

How many eggs?

www.SignBabySign.org®

Click image for video.



# Easter



Shake "E" left to right a few times.


# Easter

Name \_\_\_\_\_

Date \_\_\_\_\_

Color and circle the eggs. Write how many you find in the box.

How many eggs?





# Easter

Color and circle the eggs. Write how many you find in the box.

Craft: Make a paper plate basket to hunt for jelly beans.

Game: Hide jelly beans in the room for kids to find, then use in a tossing game.

Idea: Review colors, matching, and counting with the jelly beans.



How many eggs?



Child's Name

[www.signbabysign.org](http://www.signbabysign.org)®

Date word was signed

©SignBabySign All rights reserved

# START WITH CONFIDENCE!

## GET THE **FREE!** GUIDE

So **YOU** can know...

- ✓ WHAT TO DO
- ✓ WHERE TO START
- ✓ PLAN OF ACTION



**Yes! I want this!**



**[bit.ly/pro-sl tips](https://bit.ly/pro-sl tips)**



# JOIN the ASLTR Community

- Stay up to date with ASL support
- Get FREE resources and coupons

**CLICK HERE**



<https://bit.ly/asl-update>

**ASL  
Teaching  
Resources**



**Let us make your worksheets!**  
Pick a plan and start accessing ASL Resources

## About the Author

Cynthia Long is a Nationally Certified Interpreter and the founder of Sign Baby Sign LLC. She has extensive experience homeschooling and interpreting in the classroom for primary, secondary, and post-secondary levels and she is dedicated to providing ASL teaching resources to schools and families across the U.S. All of the ASL resources on [ASLTeachingResources.com](https://ASLTeachingResources.com) are developed from years of experience in educational systems as a Nationally Certified ASL Interpreter.



By purchasing, you agree to the terms of use:



### You may

- For personal use
- Make copies for your classroom, children, or personal use
- Purchase multiple licenses or additional products to share
- Become a member to get more ASL resources

### You may not

- Post this item on a personal or district website (contact us for permission)
- Modify any part to offer to others for free or paid
- Copy or give to other teachers or colleagues

## Feedback

Remember to leave feedback on your purchases to help others know the quality of this product.

Membership saves you money.



<https://bit.ly/aslinfo>



# Learn Sign the Fun Way



**JOIN NOW**



## Member Benefits:

### For Individuals & Schools

- Core-Content Worksheets
- Lesson Plan Books
- Flash Cards & Label Cards
- Wall Charts
- Dice & Other Games
- ASL Word of the Day Podcast
- Sign Club Series
- Online Video Dictionary
- Online ASL Courses
- Professional Development
- DIY Projects
- ASL Gift Shop
- Sight Words
- And more...Everything is ASL!



**More Sign Language!**

[bit.ly/MoreASL](https://bit.ly/MoreASL)



**CLICK - PRINT - Teach**

**See our Amazon books!**

<https://amzn.to/3Gv2wqq>

**amazon**

A note from the founder: Our ASL Resources promote a successful learning experience that is both educational and fun. Whether you're using it for differentiation, extension activities or just for fun, become a member today and start saving hours of prep time. We have everything you need!



**Happy Signing!**

**Cynthia F. Long, Founder**

SignBabySign, LLC

[ASLTeachingResources.com](http://ASLTeachingResources.com)

