

Dry




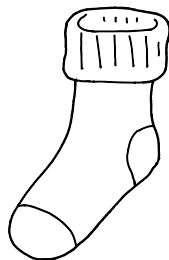

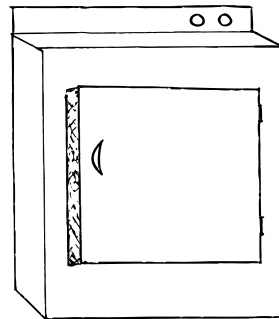


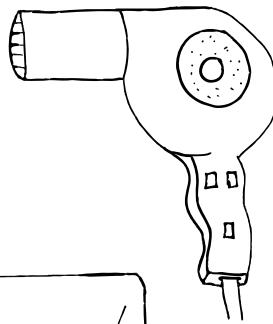
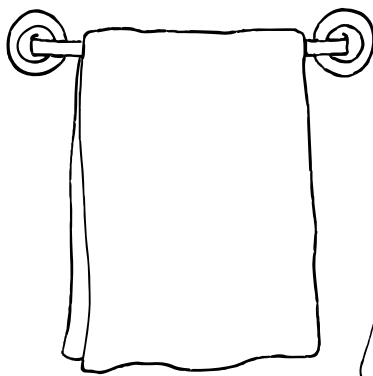
Full Lesson Plan .99¢

1. Teacher's Guide & Video
2. Craft, Game, Idea
3. Student Worksheet
4. ASL Poster



Finger bends as you slide it across chin.

Color, then match the drying tools to the objects you would use to dry with.



Child's Name

www.signbabysign.org®

Date word was signed

©SignBabySign All rights reserved