

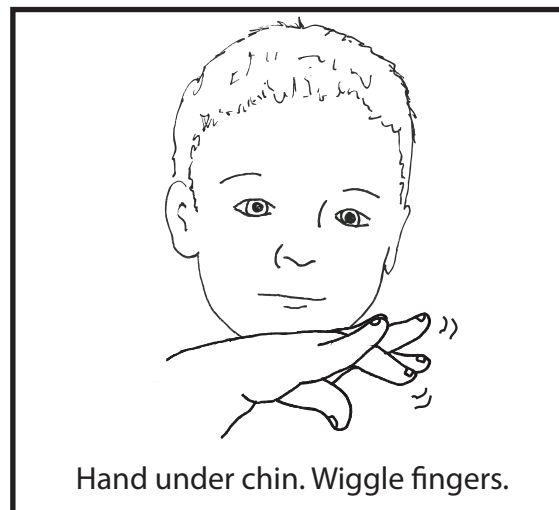
# Dirty

**Level:** Pre-K, K, 1, 2

**Category:** Bathroom Activity Book

**Topics:** Hygiene, Health

**Materials:** Pipe cleaners, black light



Color, cut on dotted lines and then fold to make a book.

Craft: Make a "germ" with pipe cleaners and other items.

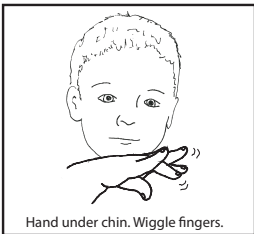
Game: With a yellow highlighter, draw "germs" on your hand or on a paper hand. Use a black light for children to find the germs.

Idea: Teach how to properly wash hands, and then do it.  
Challenge: Repeat the game on the children's hand, but after they wash see if the "germ" is still there.


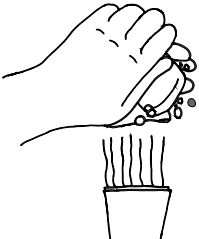


Example

## Dirty

Name \_\_\_\_\_ Date \_\_\_\_\_



Hand under chin. Wiggle fingers.

 <p>3. I use hand sanitizer.</p>	 <p>2. I wash my hands.</p>
 <p>4. My hands are clean.</p>	 <p>1. My hands have germs.</p>

www.SignBabySign.org®

Click image for video.

HOW TO SIGN  
DIRTY



www.SignBabySign.org®

# Dirty



Hand under chin. Wiggle fingers.

# Dirty

Name \_\_\_\_\_

Date \_\_\_\_\_

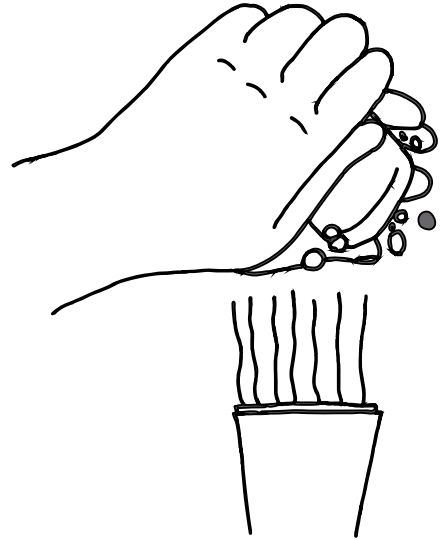


Hand under chin. Wiggle fingers.

Color, cut on dotted lines and then fold to make a book.




3. I use hand sanitizer.



2. I wash my hands.

4. My hands are clean.



1. My hands have germs.



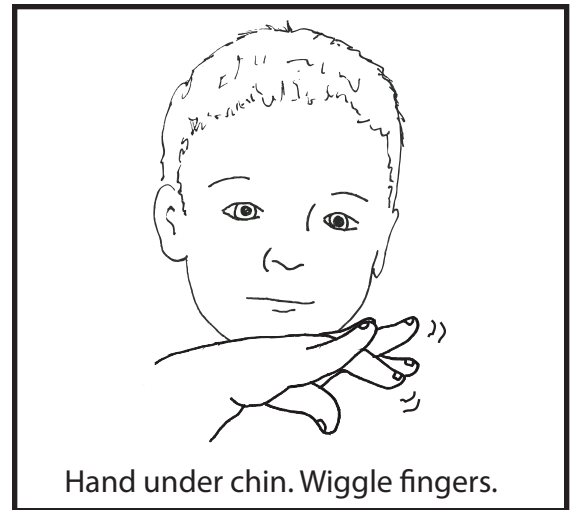
# Dirty

Color, cut on dotted lines and then fold to make a book.

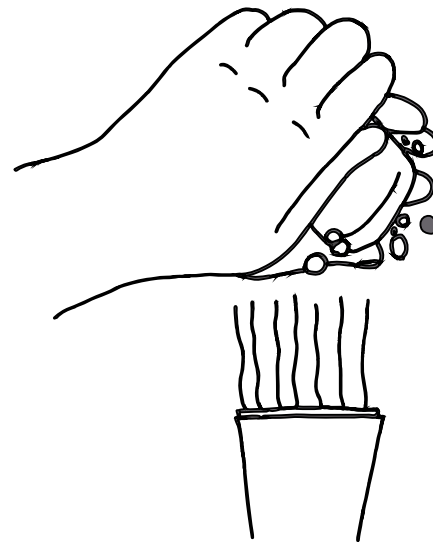
Craft: Make a "germ" with pipe cleaners and other items.

Game: With a yellow highlighter, draw "germs" on your hand or on a paper hand. Use a black light for children to find the germs.

Idea: Teach how to properly wash hands, and then do it.  
Challenge: Repeat the game on the children's hand, but after they wash see if the "germ" is still there.




3. I use hand sanitizer.



2. I wash my hands.

4. My hands are clean.



1. My hands have germs.



Child's Name

[www.signbabysign.org](http://www.signbabysign.org)

Date word was signed


©SignBabySign All rights reserved

## Other ASL products: (American Sign Language)

- ✓ Free “Word of the Week”
- ✓ Free Activity sheets
- ✓ Teacher ASL Lesson Plans
- ✓ Free online Dictionary
- ✓ Free Hospital resources
- ✓ Flash Cards-printable
- ✓ Dice Games-printable
- ✓ ASL Book Series
- ✓ Memberships
- ✓ Bookmarks: ABC, 1-10
- ✓ Embroidered Hand Towels
- ✓ Family Car Decals
- ✓ “I Love You” Iron-on Patches
- ✓ Printable: T-shirts, Crafts, Cards
- ✓ Everything is ASL!

### Subscribe @

- [www.YouTube.com/SignBabySign](http://www.YouTube.com/SignBabySign)
- [www.Twitter.com/SignBabySign2me](http://www.Twitter.com/SignBabySign2me)
- [www.Pinterest.com/SignBabySign](http://www.Pinterest.com/SignBabySign)
- [www.Vimeo.com/SignBabySign](http://www.Vimeo.com/SignBabySign)
- [www.FaceBook/SignBabySign](http://www.FaceBook/SignBabySign)
- iTunes Podcast: ASL Word of the Day



### A note from the author:

I love sign language! I believe in the many benefits it has to offer. You must too since you bought this book. Let's get started one word at a time. This book series is designed with the tools you need for a successful learning experience that is both educational and fun.



I'd love to hear from you. We want to highlight your child any chance we can. Send us feedback (on our contact page), ideas, and upload a photo or video of your child/class learning new signs @

<http://www.signbabysign.org/contact-us.php>

Cynthia F Long, Founder