

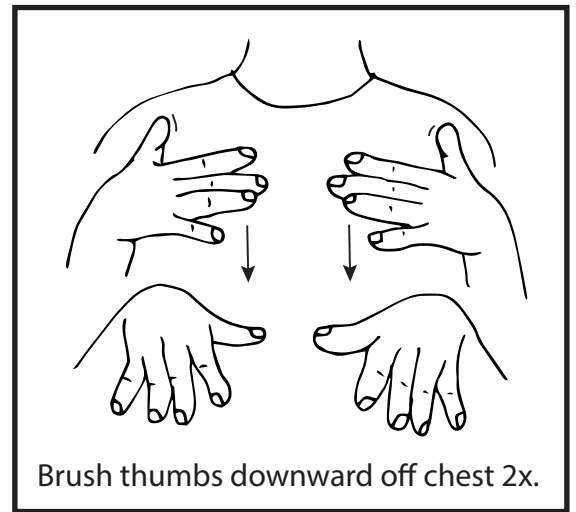
Clothes

Level: K, 1, 2

Category: Clothes Activity Book

Topics: Clothing, Art

Materials: coloring utensils, scissors, paper bag



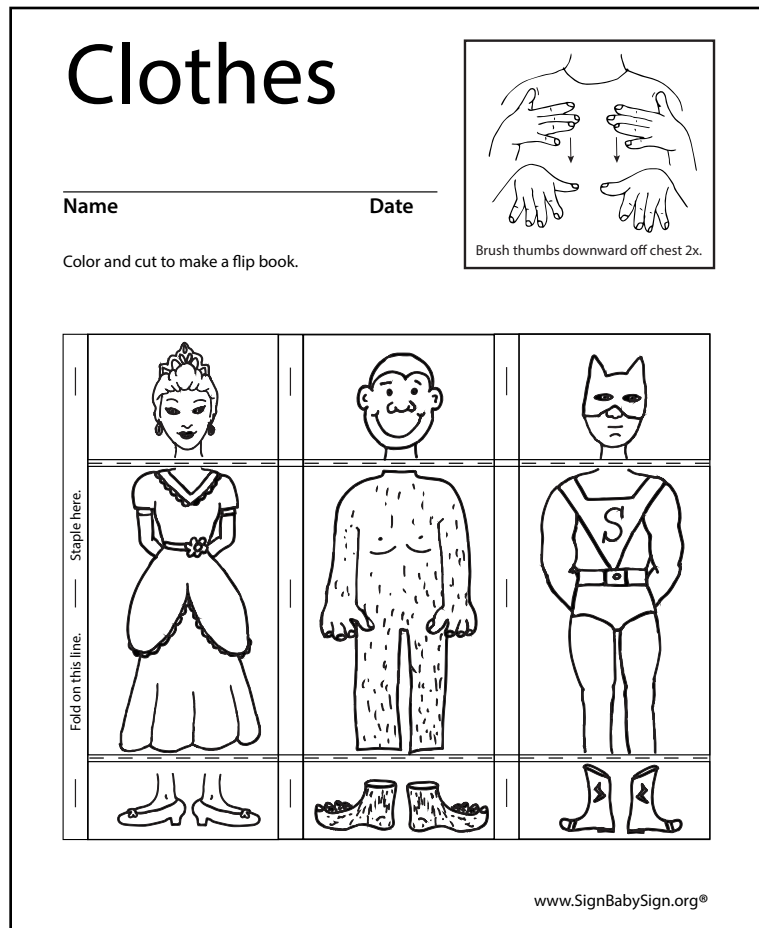
Color and cut to make a flip book.

Craft: Make a vest out of a brown paper bag.

Game: Call out a piece of clothing (color or shape). Any child wearing it will group together. The group keeps changing based on what category you call out.

Idea: Pick a theme each day this week to dress up (costume, fancy, etc.).

Example

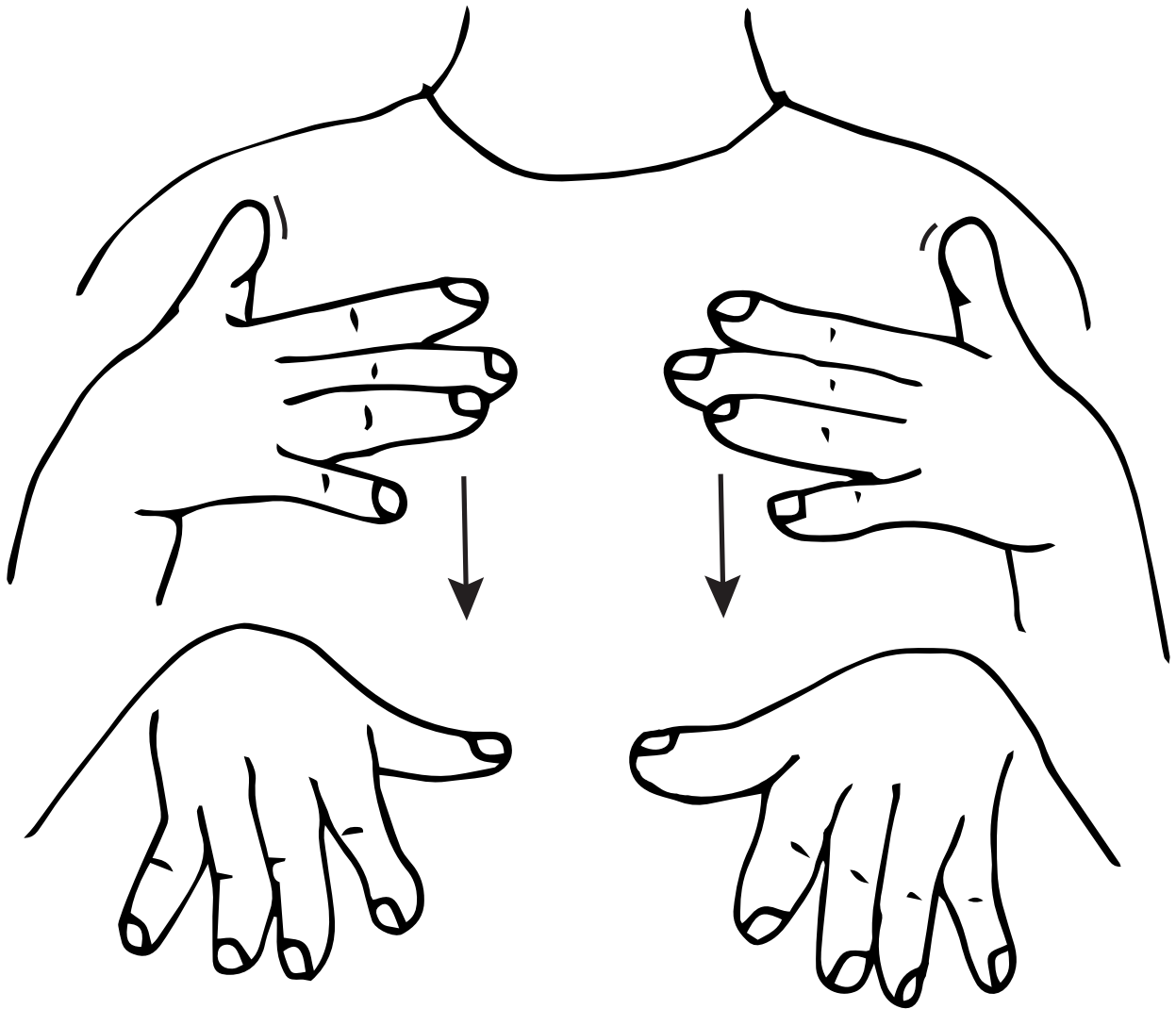


Click image for video.



www.SignBabySign.org

Clothes



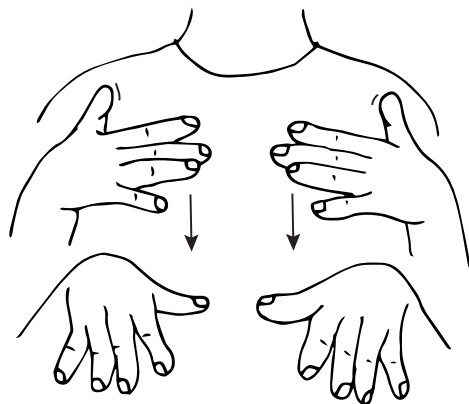
Brush thumbs downward off chest 2x.

Clothes


Name _____

Date _____

Color and cut to make a flip book.



Brush thumbs downward off chest 2x.



Color and cut to make a flip book.

Game: Call out a piece of clothing (color or shape). Any child wearing it will group together. The group keeps changing based on what category you call out.

Brush thumbs downward off chest 2x.



Other ASL products: (American Sign Language)

- ✓ Free “Word of the Week”
- ✓ Free Activity sheets
- ✓ Teacher ASL Lesson Plans
- ✓ Free online Dictionary
- ✓ Free Hospital resources
- ✓ Flash Cards-printable
- ✓ Dice Games-printable
- ✓ ASL Book Series
- ✓ Memberships
- ✓ Bookmarks: ABC, 1-10
- ✓ Embroidered Hand Towels
- ✓ Family Car Decals
- ✓ “I Love You” Iron-on Patches
- ✓ Printable: T-shirts, Crafts, Cards
- ✓ Everything is ASL!

Subscribe @

- www.YouTube.com/SignBabySign
- www.Twitter.com/SignBabySign2me
- www.Pinterest.com/SignBabySign
- www.Vimeo.com/SignBabySign
- www.FaceBook/SignBabySign
- iTunes Podcast: ASL Word of the Day



A note from the author:

I love sign language! I believe in the many benefits it has to offer. You must too since you bought this book. Let's get started one word at a time. This book series is designed with the tools you need for a successful learning experience that is both educational and fun.



I'd love to hear from you. We want to highlight your child any chance we can. Send us feedback (on our contact page), ideas, and upload a photo or video of your child/class learning new signs @

<http://www.signbabysign.org/contact-us.php>

Cynthia F Long, Founder