

# Worm Wednesday

**Level:** Pre-K, K, 1, 2

**Category:** Calendar Activity Book

**Topics:** Calendar, Days of the Week

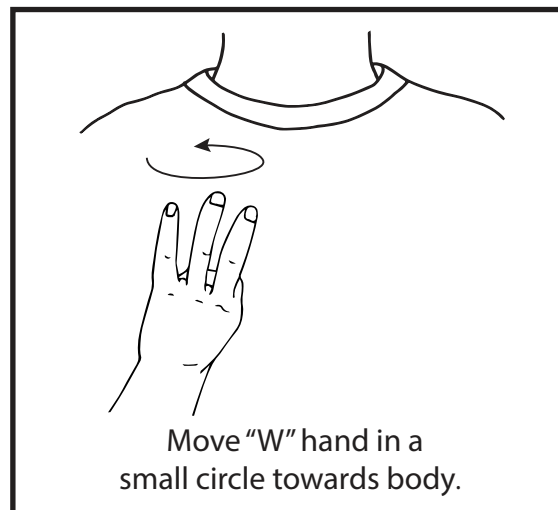
**Materials:** Paper, tape or brads

Color, cut out, and attach in order to make a wiggly worm.

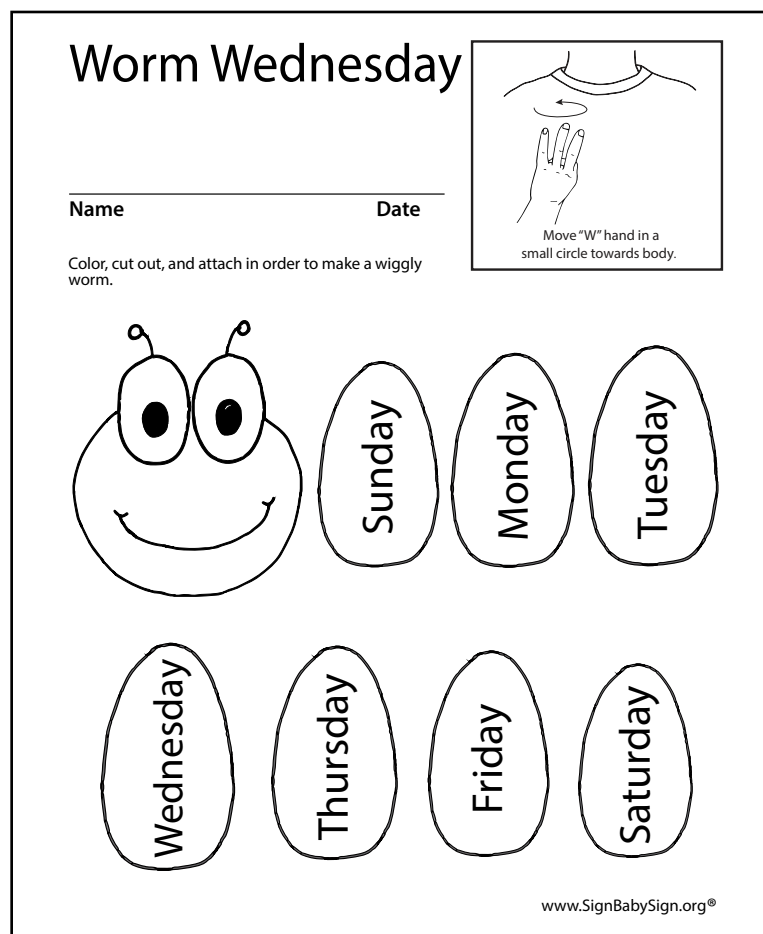
Craft: Weaving worm. Cut slats in paper to weave in and out a paper worm.

Game: Assign a day (M-S) to each child. As you call out a day, they latch on to make a worm and move around the room.

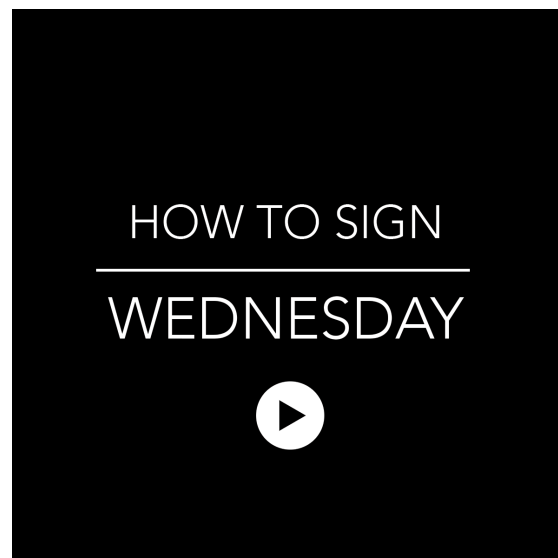
Idea: Make the same worm below, but spell out Wed. in each part. Scramble, then put in order. Reward with gummy worms.



Example

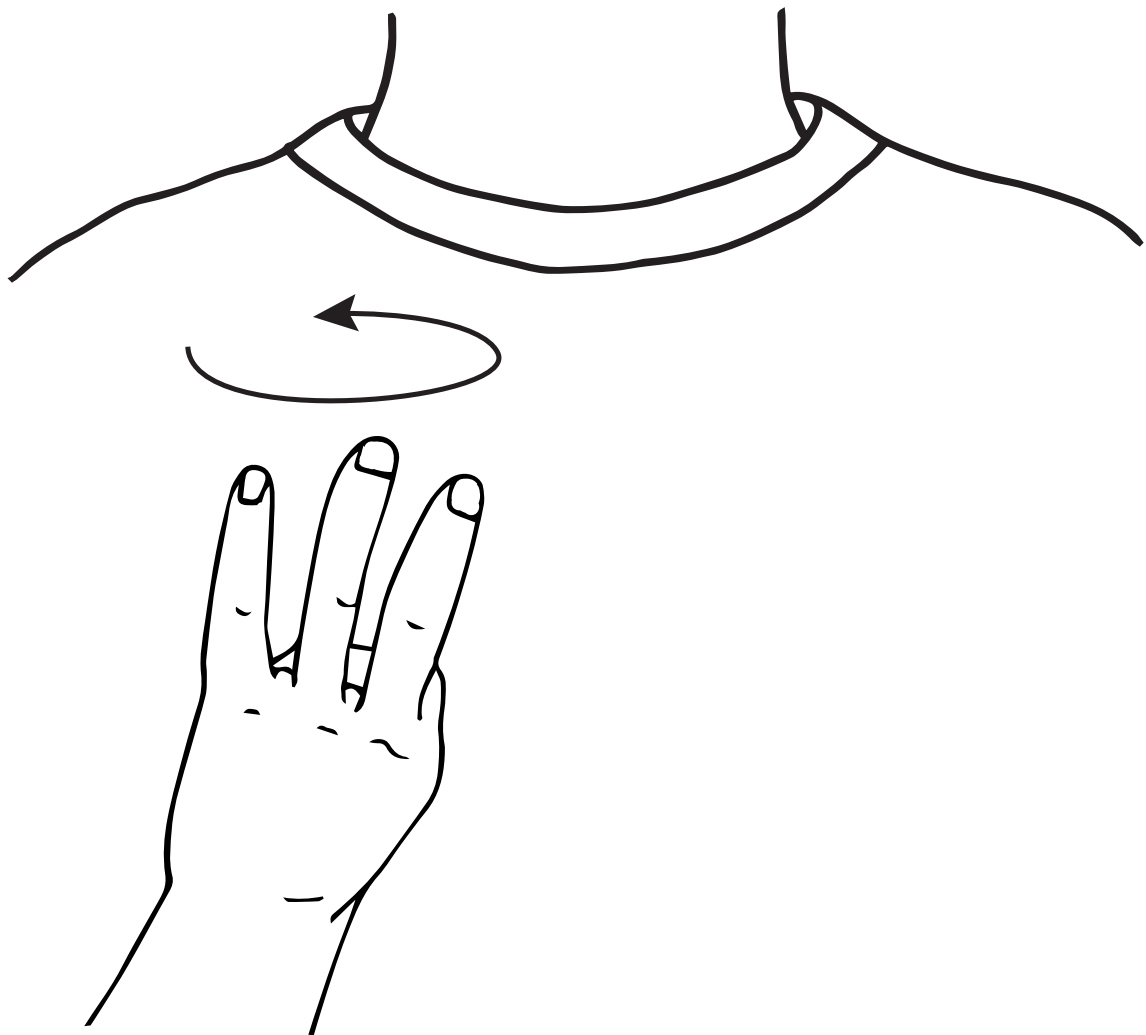


Click image for video.



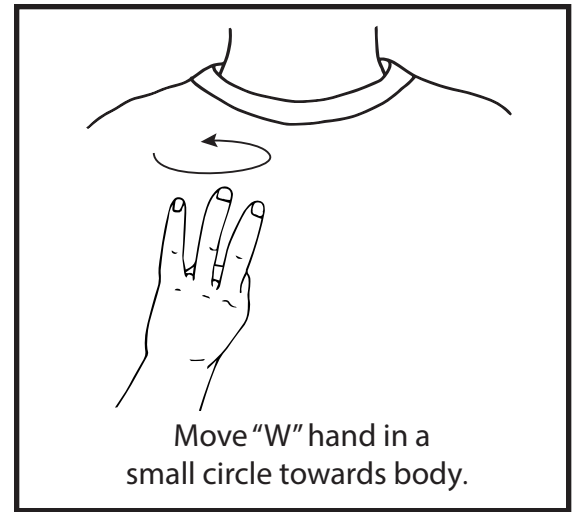
www.SignBabySign.org®

# Wednesday



Move "W" hand in a  
small circle towards body.


# Worm Wednesday



Name \_\_\_\_\_

Date \_\_\_\_\_

Color, cut out, and attach in order to make a wiggly worm.



Sunday

Monday

Tuesday

Wednesday

Thursday

Friday

Saturday


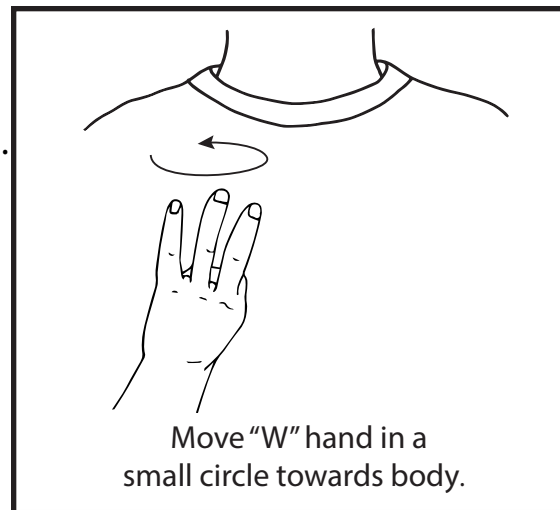
# Worm Wednesday

Color, cut out, and attach in order to make a wiggly worm.

Craft: Weaving worm. Cut slats in paper to weave in and out a paper worm.

Game: Assign a day (M-S) to each child. As you call out a day, they latch on to make a worm and move around the room.

Idea: Make the same worm below, but spell out Wed. in each part. Scramble, then put in order. Reward with gummy worms.



Sunday

Monday

Tuesday

Wednesday

Thursday

Friday

Saturday

Child's Name

[www.signbabysign.org](http://www.signbabysign.org)

Date word was signed

©SignBabySign All rights reserved

## Other ASL products: (American Sign Language)

- ✓ Free “Word of the Week”
- ✓ Free Activity sheets
- ✓ Teacher ASL Lesson Plans
- ✓ Free online Dictionary
- ✓ Free Hospital resources
- ✓ Flash Cards-printable
- ✓ Dice Games-printable
- ✓ ASL Book Series
- ✓ Memberships
- ✓ Bookmarks: ABC, 1-10
- ✓ Embroidered Hand Towels
- ✓ Family Car Decals
- ✓ “I Love You” Iron-on Patches
- ✓ Printable: T-shirts, Crafts, Cards
- ✓ Everything is ASL!

### Subscribe @

- [www.YouTube.com/SignBabySign](http://www.YouTube.com/SignBabySign)
- [www.Twitter.com/SignBabySign2me](http://www.Twitter.com/SignBabySign2me)
- [www.Pinterest.com/SignBabySign](http://www.Pinterest.com/SignBabySign)
- [www.Vimeo.com/SignBabySign](http://www.Vimeo.com/SignBabySign)
- [www.FaceBook/SignBabySign](http://www.FaceBook/SignBabySign)
- iTunes Podcast: ASL Word of the Day



### A note from the author:

I love sign language! I believe in the many benefits it has to offer. You must too since you bought this book. Let's get started one word at a time. This book series is designed with the tools you need for a successful learning experience that is both educational and fun.



I'd love to hear from you. We want to highlight your child any chance we can. Send us feedback (on our contact page), ideas, and upload a photo or video of your child/class learning new signs @

<http://www.signbabysign.org/contact-us.php>

Cynthia F Long, Founder