

Underwear

Level: Pre-K, K

Category: Clothes Activity Book

Topics: Clothing, Hygiene

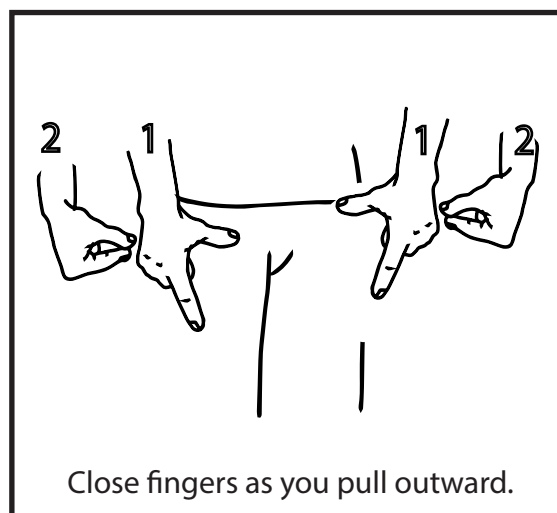
Materials: coloring utensils, paper, scissors

Color and circle the 14 underwear hidden in the picture.


Craft: Make paper underwear and label Mon - Sun.
Place them on hangers to use as a visual reward system
while potty training.

Game: Make a pile of paper underwear. Children sort
them by size, color, and shape.

Idea: Make felt underwear for a doll or show photos of
fun underwear, then vote on favorites.



Example

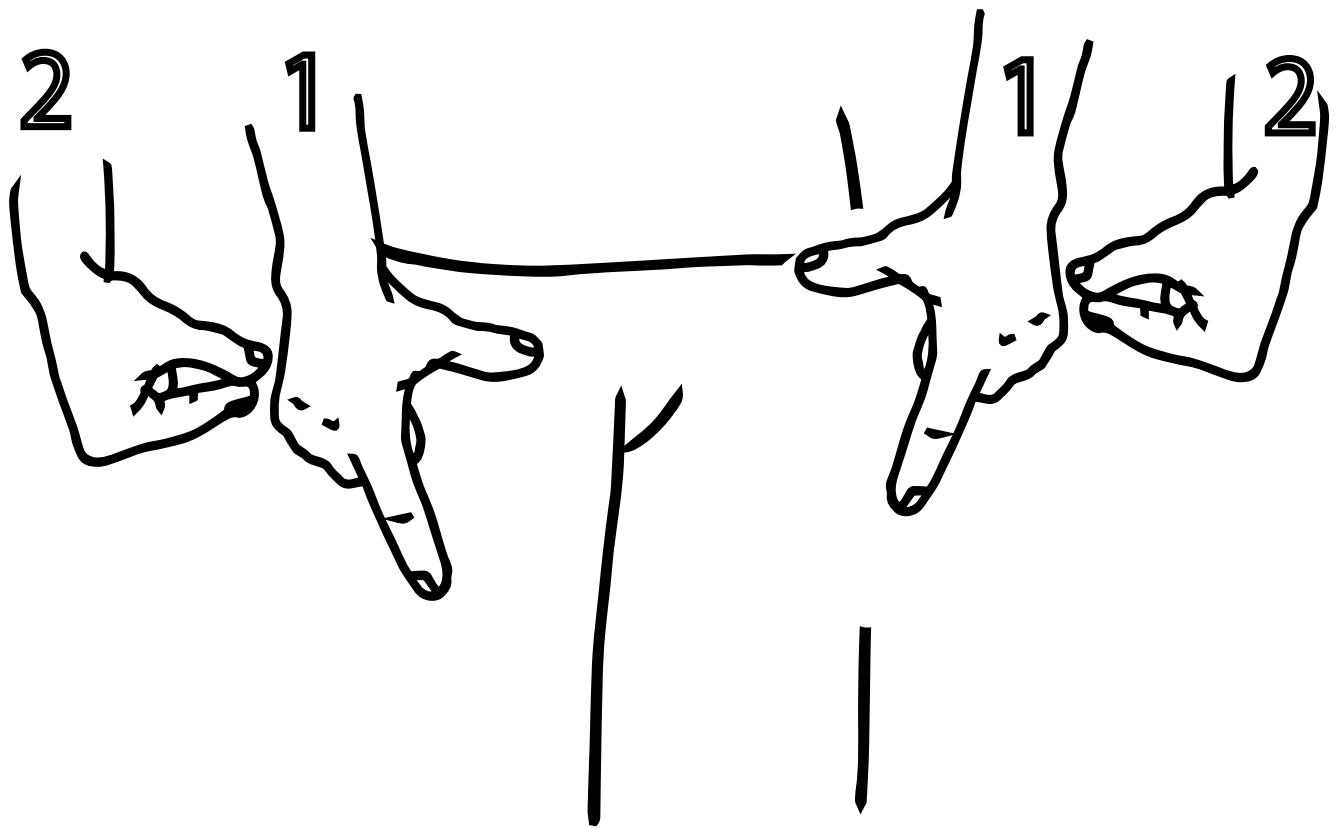


Click image for video.

HOW TO SIGN
UNDERWEAR

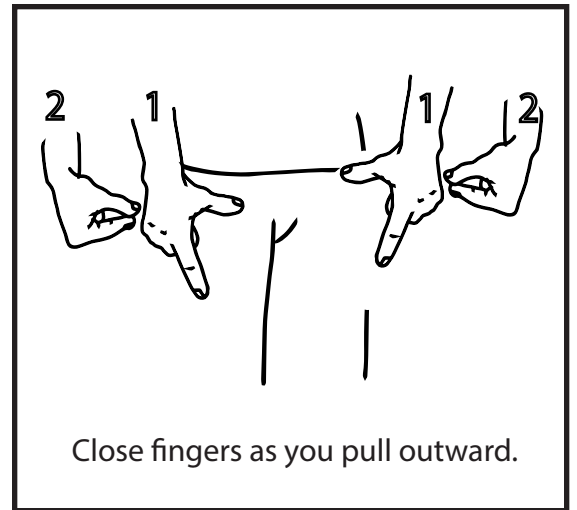


Underwear



Close fingers as you pull outward.

Underwear



Name _____

Date _____

Color and circle the 14 underwear hidden in the picture.



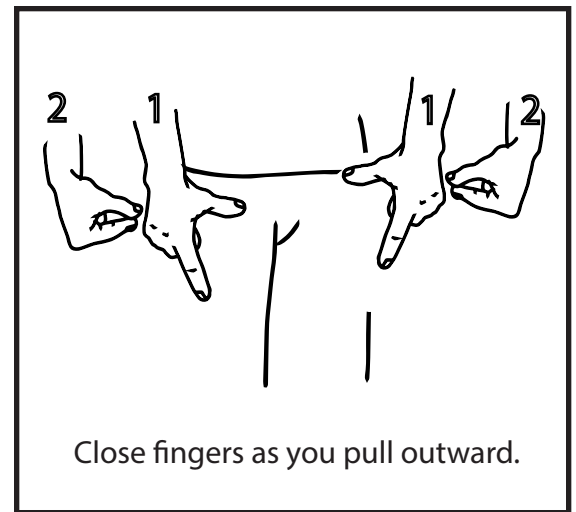
Underwear

Color and circle the 14 underwear hidden in the picture.

Craft: Make paper underwear and label Mon - Sun.
Place them on hangers to use as a visual reward system
while potty training.

Game: Make a pile of paper underwear. Children sort
them by size, color, and shape.

Idea: Make felt underwear for a doll or show photos of
fun underwear, then vote on favorites.



Child's Name _____

www.signbabysign.org

Date word was signed _____

©SignBabySign All rights reserved

Other ASL products: (American Sign Language)

- ✓ Free “Word of the Week”
- ✓ Free Activity sheets
- ✓ Teacher ASL Lesson Plans
- ✓ Free online Dictionary
- ✓ Free Hospital resources
- ✓ Flash Cards-printable
- ✓ Dice Games-printable
- ✓ ASL Book Series
- ✓ Memberships
- ✓ Bookmarks: ABC, 1-10
- ✓ Embroidered Hand Towels
- ✓ Family Car Decals
- ✓ “I Love You” Iron-on Patches
- ✓ Printable: T-shirts, Crafts, Cards
- ✓ Everything is ASL!

Subscribe @

- www.YouTube.com/SignBabySign
- www.Twitter.com/SignBabySign2me
- www.Pinterest.com/SignBabySign
- www.Vimeo.com/SignBabySign
- www.FaceBook/SignBabySign
- iTunes Podcast: ASL Word of the Day



A note from the author:

I love sign language! I believe in the many benefits it has to offer. You must too since you bought this book. Let's get started one word at a time. This book series is designed with the tools you need for a successful learning experience that is both educational and fun.



I'd love to hear from you. We want to highlight your child any chance we can. Send us feedback (on our contact page), ideas, and upload a photo or video of your child/class learning new signs @

<http://www.signbabysign.org/contact-us.php>

Cynthia F Long, Founder