

Teacher

Level: Pre-K, K, 1, 2

Category: School Days Activity Book

Topics: Back to School

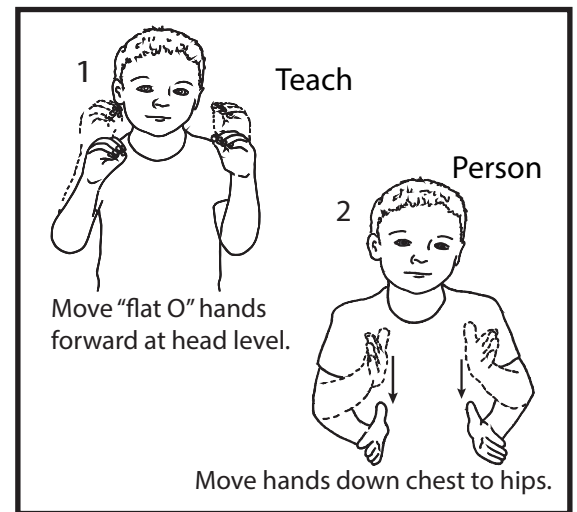
Materials: coloring utensils, containers, glue, construction paper

Color and make the person to look like your teacher.


Craft: Have children decorate containers. Label them: praises, drawings, supplies, suggestions, etc. All week have children collect items to put in it for the teacher.

Game: Play "Mother May I" but use "Teacher May I".

Idea: Let the children take turns pretending to be a teacher for 5 minutes.



Example



Click image for video.



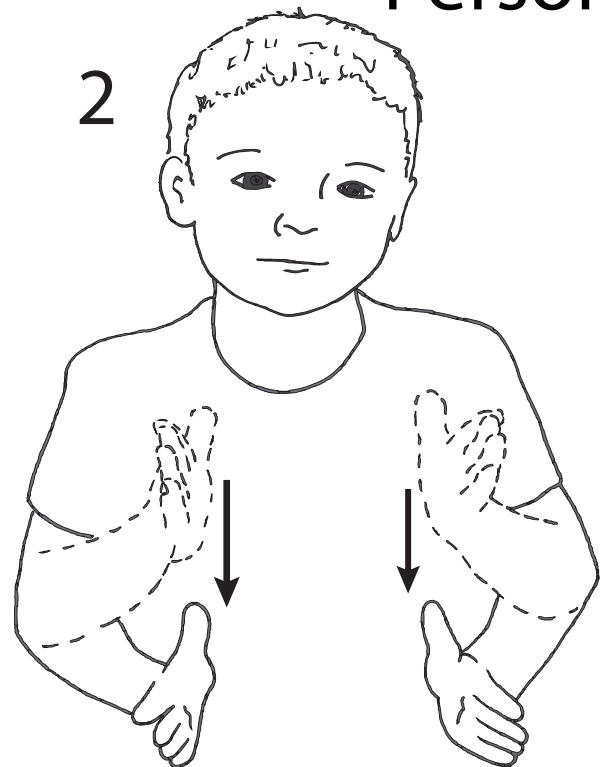
Teacher



Teach

Person

Move "flat O" hands
forward at head level.




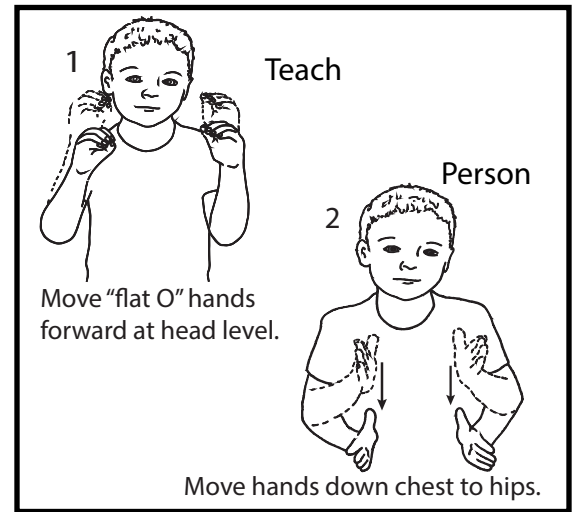
Move hands down chest to hips.

Teacher

Name _____

Date _____

Color and make the person to look like your teacher.




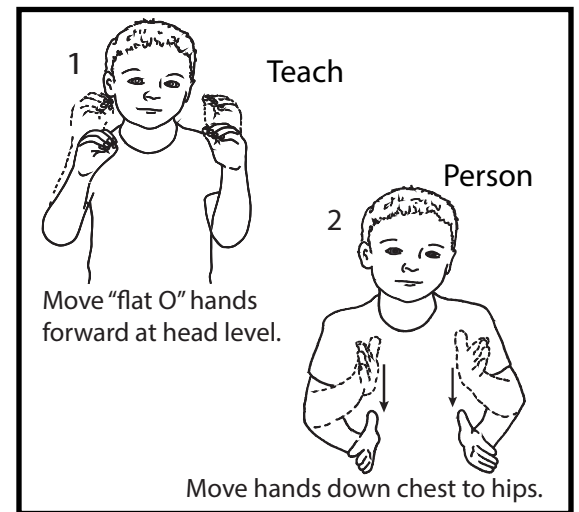
Teacher

Color and make the person to look like your teacher.

Craft: Have children decorate containers. Label them: praises, drawings, supplies, suggestions, etc. All week have children collect items to put in it for the teacher.

Game: Play "Mother May I" but use "Teacher May I".

Idea: Let the children take turns pretending to be a teacher for 5 minutes.



Child's Name

www.signbabysign.org

Date word was signed

©SignBabySign All rights reserved

Other ASL products: (American Sign Language)

- ✓ Free “Word of the Week”
- ✓ Free Activity sheets
- ✓ Teacher ASL Lesson Plans
- ✓ Free online Dictionary
- ✓ Free Hospital resources
- ✓ Flash Cards-printable
- ✓ Dice Games-printable
- ✓ ASL Book Series
- ✓ Memberships
- ✓ Bookmarks: ABC, 1-10
- ✓ Embroidered Hand Towels
- ✓ Family Car Decals
- ✓ “I Love You” Iron-on Patches
- ✓ Printable: T-shirts, Crafts, Cards
- ✓ Everything is ASL!

Subscribe @

- www.YouTube.com/SignBabySign
- www.Twitter.com/SignBabySign2me
- www.Pinterest.com/SignBabySign
- www.Vimeo.com/SignBabySign
- www.FaceBook/SignBabySign
- iTunes Podcast: ASL Word of the Day



A note from the author:

I love sign language! I believe in the many benefits it has to offer. You must too since you bought this book. Let's get started one word at a time. This book series is designed with the tools you need for a successful learning experience that is both educational and fun.



I'd love to hear from you. We want to highlight your child any chance we can. Send us feedback (on our contact page), ideas, and upload a photo or video of your child/class learning new signs @

<http://www.signbabysign.org/contact-us.php>

Cynthia F Long, Founder