

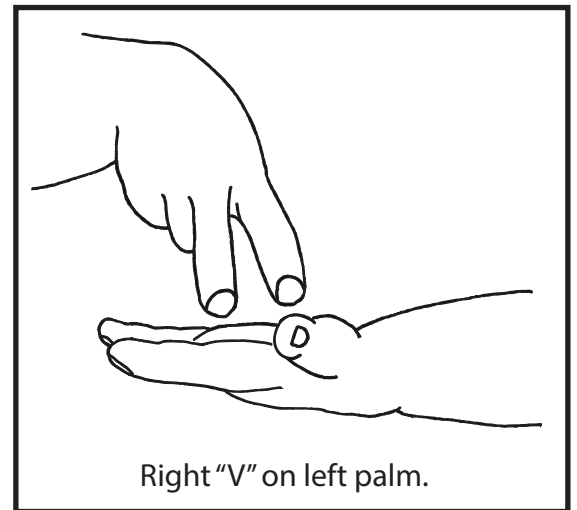
Stand

Level: Pre-K, K, 1, 2

Category: Directions Activity Book

Topics: Health, Back to School

Materials: coloring utensils, felt, scissors




Color the backpack to look like yours. Color the child wearing the backpack correctly, and X the wrong way.

Craft: Make a mini backpack out of felt.

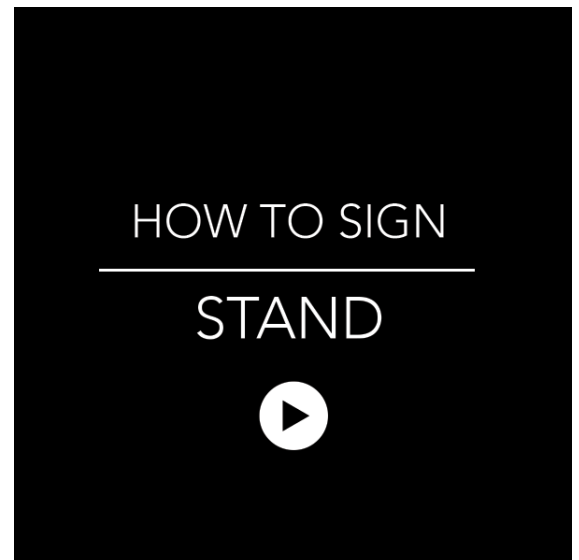
Game: Hold up items you'd find in a backpack. See how many children can find it in their backpack.

Idea: Teach the children the importance of good posture by standing correctly with their backpack.

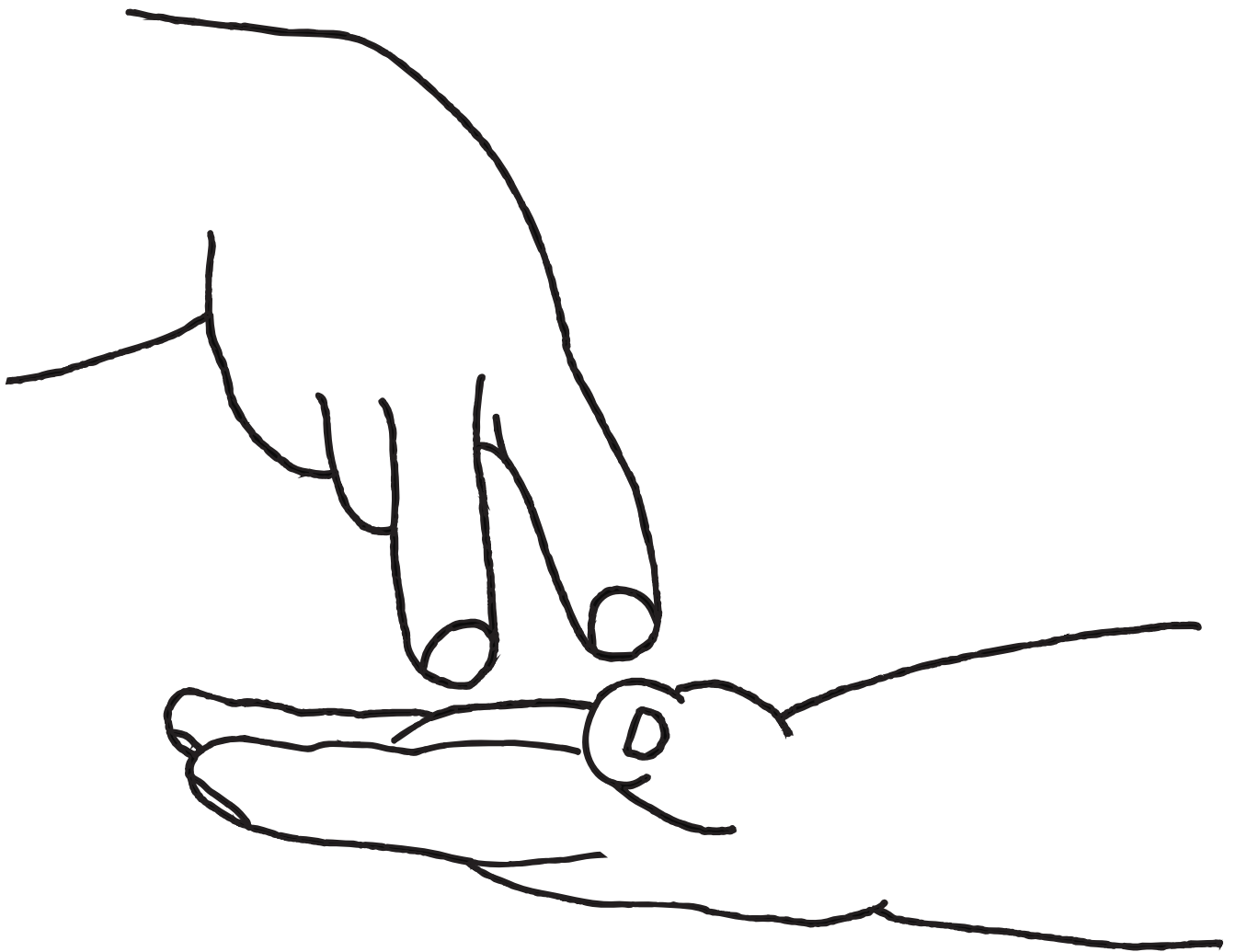
Example



Click image for video.



Stand




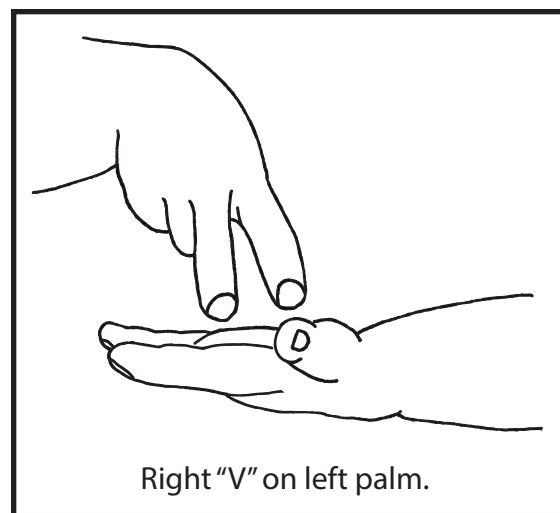
Right "V" on left palm.

Stand

Name _____

Date _____

Color the backpack to look like yours. Color the child wearing the backpack correctly, and X the wrong way.




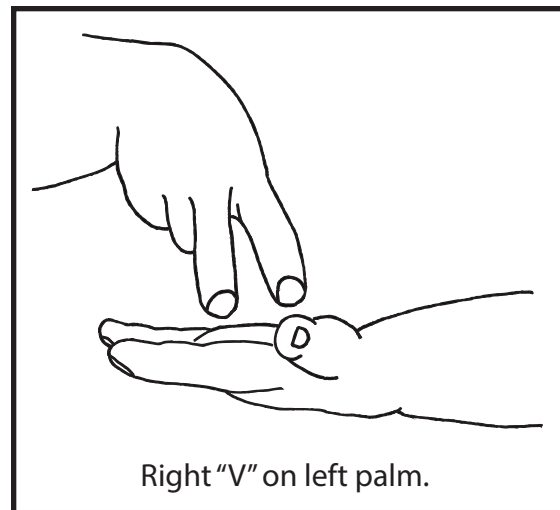
Stand

Color the backpack to look like yours. Color the child wearing the backpack correctly, and X the wrong way.

Craft: Make a mini backpack out of felt.

Game: Hold up items you'd find in a backpack. See how many children can find it in their backpack.

Idea: Teach the children the importance of good posture by standing correctly with their backpack.



Child's Name _____

www.signbabysign.org®

Date word was signed _____

©SignBabySign All rights reserved

Other ASL products: (American Sign Language)

- ✓ Free “Word of the Week”
- ✓ Free Activity sheets
- ✓ Teacher ASL Lesson Plans
- ✓ Free online Dictionary
- ✓ Free Hospital resources
- ✓ Flash Cards-printable
- ✓ Dice Games-printable
- ✓ ASL Book Series
- ✓ Memberships
- ✓ Bookmarks: ABC, 1-10
- ✓ Embroidered Hand Towels
- ✓ Family Car Decals
- ✓ “I Love You” Iron-on Patches
- ✓ Printable: T-shirts, Crafts, Cards
- ✓ Everything is ASL!

Subscribe @

- www.YouTube.com/SignBabySign
- www.Twitter.com/SignBabySign2me
- www.Pinterest.com/SignBabySign
- www.Vimeo.com/SignBabySign
- www.FaceBook/SignBabySign
- iTunes Podcast: ASL Word of the Day



A note from the author:

I love sign language! I believe in the many benefits it has to offer. You must too since you bought this book. Let's get started one word at a time. This book series is designed with the tools you need for a successful learning experience that is both educational and fun.



I'd love to hear from you. We want to highlight your child any chance we can. Send us feedback (on our contact page), ideas, and upload a photo or video of your child/class learning new signs @

<http://www.signbabysign.org/contact-us.php>

Cynthia F Long, Founder