

Sorry

Level: Pre-K, K

Category: Manners Activity Book

Topics: Communication, Manners

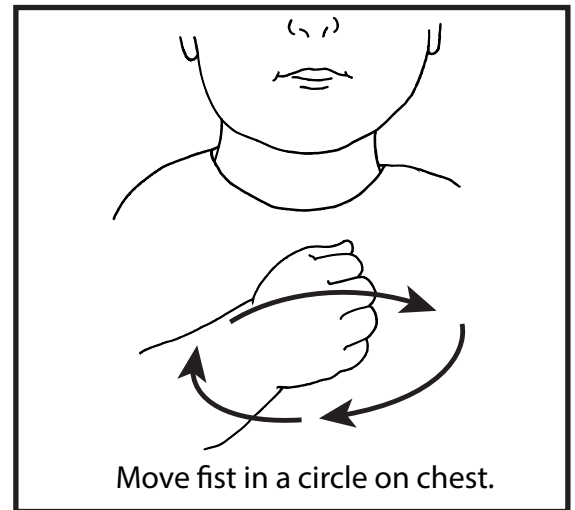
Materials: coloring utensils, black construction paper, paint

Color the picture.


Craft: Use black paper and put white dots of paint on one side. Fold, rub, then open to see the design.

Game: Have children in a circle to toss a ball. Each time the ball is dropped, sign "sorry".

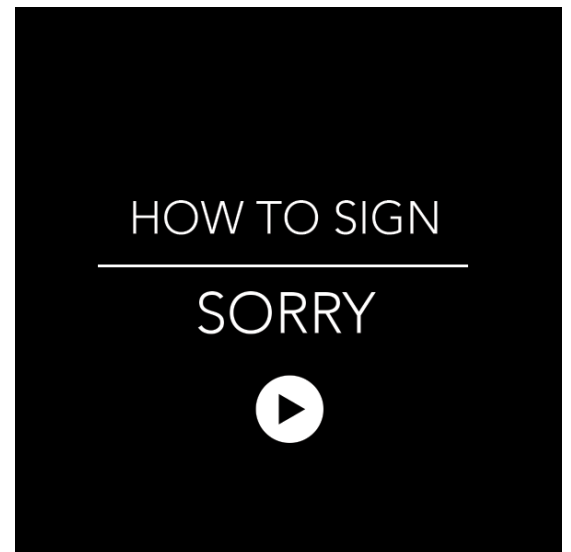
Idea: Discuss when and why to say "sorry". Then practice with the children using role play.



Example

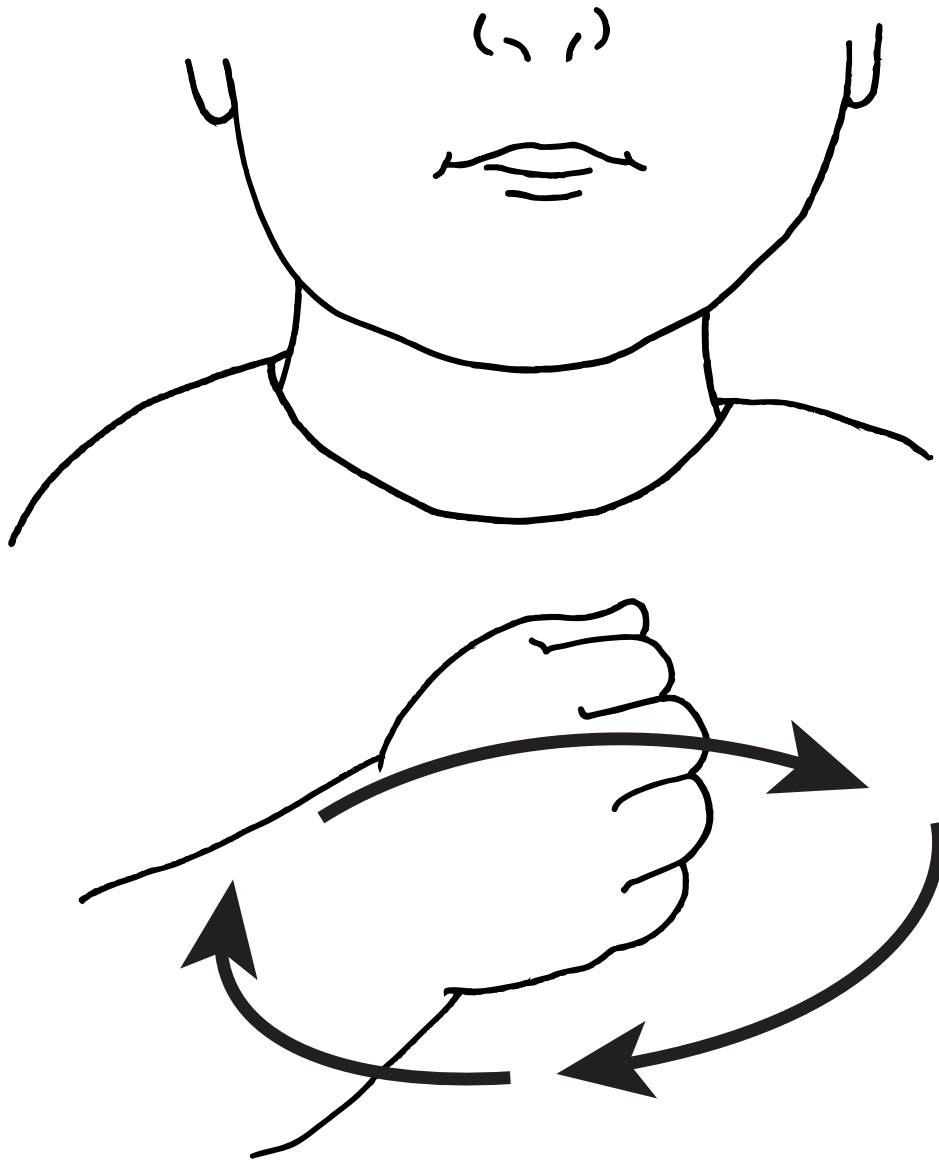


Click image for video.



www.SignBabySign.org®

Sorry




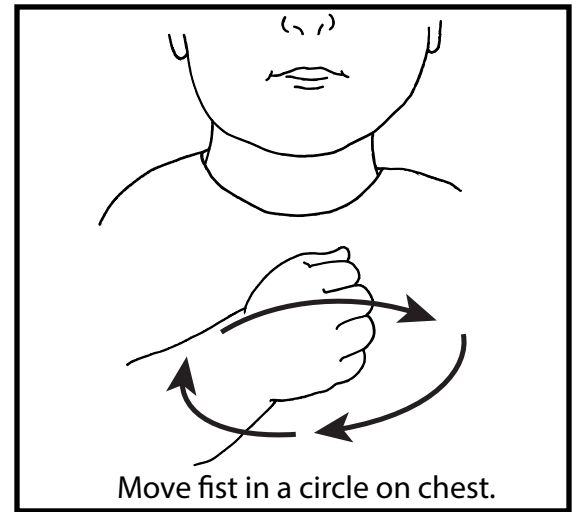
Move fist in a circle on chest.

Sorry

Name _____

Date _____

Color the picture.




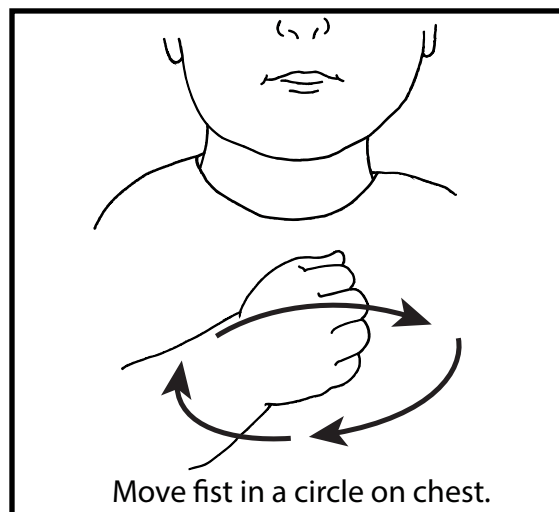
Sorry

Color the picture.

Craft: Use black paper and put white dots of paint on one side. Fold, rub, then open to see the design.

Game: Have children in a circle to toss a ball. Each time the ball is dropped, sign "sorry".

Idea: Discuss when and why to say "sorry". Then practice with the children using role play.



Child's Name

www.signbabysign.org

Date word was signed

©SignBabySign All rights reserved

Other ASL products: (American Sign Language)

- ✓ Free “Word of the Week”
- ✓ Free Activity sheets
- ✓ Teacher ASL Lesson Plans
- ✓ Free online Dictionary
- ✓ Free Hospital resources
- ✓ Flash Cards-printable
- ✓ Dice Games-printable
- ✓ ASL Book Series
- ✓ Memberships
- ✓ Bookmarks: ABC, 1-10
- ✓ Embroidered Hand Towels
- ✓ Family Car Decals
- ✓ “I Love You” Iron-on Patches
- ✓ Printable: T-shirts, Crafts, Cards
- ✓ Everything is ASL!

Subscribe @

- www.YouTube.com/SignBabySign
- www.Twitter.com/SignBabySign2me
- www.Pinterest.com/SignBabySign
- www.Vimeo.com/SignBabySign
- www.FaceBook/SignBabySign
- iTunes Podcast: ASL Word of the Day



A note from the author:

I love sign language! I believe in the many benefits it has to offer. You must too since you bought this book. Let's get started one word at a time. This book series is designed with the tools you need for a successful learning experience that is both educational and fun.



I'd love to hear from you. We want to highlight your child any chance we can. Send us feedback (on our contact page), ideas, and upload a photo or video of your child/class learning new signs @

<http://www.signbabysign.org/contact-us.php>

Cynthia F Long, Founder