

Soap

Level: Pre-K, K

Category: Bathroom Activity Book

Topics: Soap, Hygiene, Health

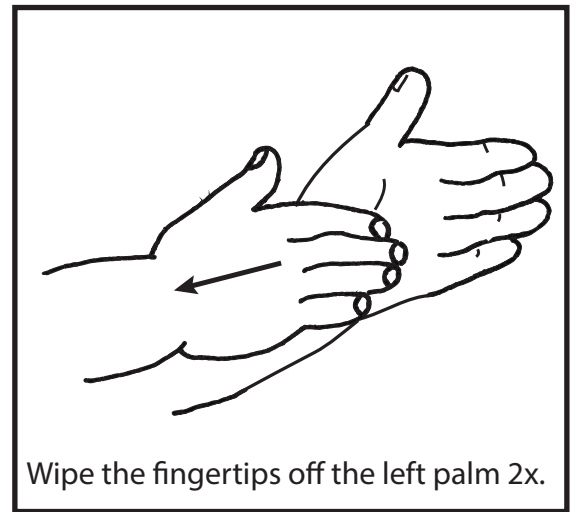
Materials: Paper clips or coat hangers, bubbles

Color and match the soap to where you would use it.
How many bubbles can you count? Draw 10 more.


Craft: Make your own bubble wand from paper clips
or a coat hanger.

Game: Blow bubbles for the children to pop.

Idea: Show a YouTube video on how soap is made.
Have children bring in the soap they use to talk about
its design, color and smell.



Example



Click image for video.



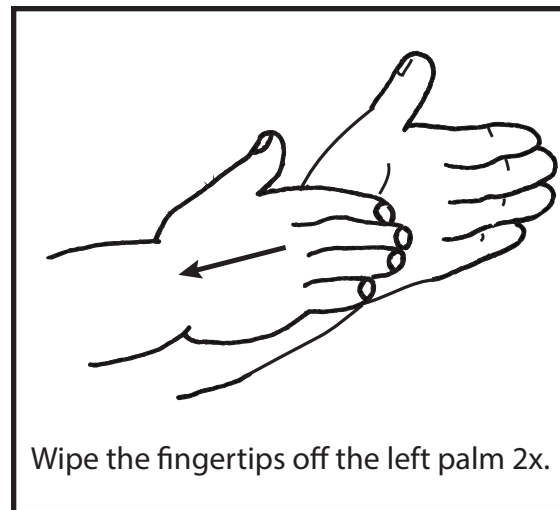
www.SignBabySign.org®

Soap



Wipe the fingertips off the left palm 2x.




Soap



Name _____

Date _____

Color and match the soap to where you would use it.
How many bubbles can you count? Draw 10 more.



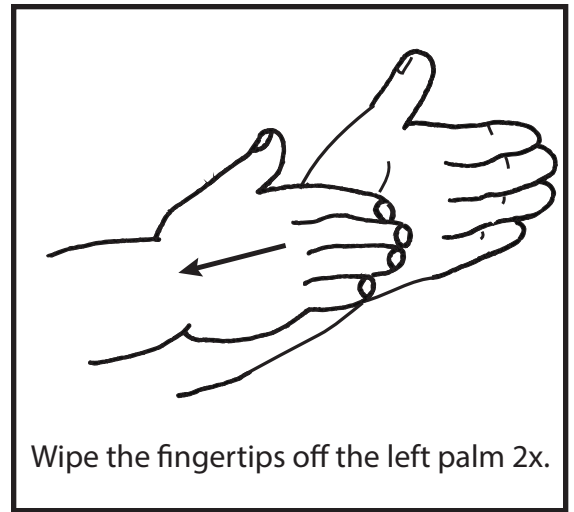
Soap

Color and match the soap to where you would use it.
How many bubbles can you count? Draw 10 more.

Craft: Make your own bubble wand from paper clips
or a coat hanger.

Game: Blow bubbles for the children to pop.

Idea: Show a YouTube video on how soap is made.
Have children bring in the soap they use to talk about
its design, color and smell.



Child's Name _____

www.signbabysign.org

Date word was signed _____

©SignBabySign All rights reserved

Other ASL products: (American Sign Language)

- ✓ Free “Word of the Week”
- ✓ Free Activity sheets
- ✓ Teacher ASL Lesson Plans
- ✓ Free online Dictionary
- ✓ Free Hospital resources
- ✓ Flash Cards-printable
- ✓ Dice Games-printable
- ✓ ASL Book Series
- ✓ Memberships
- ✓ Bookmarks: ABC, 1-10
- ✓ Embroidered Hand Towels
- ✓ Family Car Decals
- ✓ “I Love You” Iron-on Patches
- ✓ Printable: T-shirts, Crafts, Cards
- ✓ Everything is ASL!

Subscribe @

- www.YouTube.com/SignBabySign
- www.Twitter.com/SignBabySign2me
- www.Pinterest.com/SignBabySign
- www.Vimeo.com/SignBabySign
- www.FaceBook/SignBabySign
- iTunes Podcast: ASL Word of the Day



A note from the author:

I love sign language! I believe in the many benefits it has to offer. You must too since you bought this book. Let's get started one word at a time. This book series is designed with the tools you need for a successful learning experience that is both educational and fun.



I'd love to hear from you. We want to highlight your child any chance we can. Send us feedback (on our contact page), ideas, and upload a photo or video of your child/class learning new signs @

<http://www.signbabysign.org/contact-us.php>

Cynthia F Long, Founder