

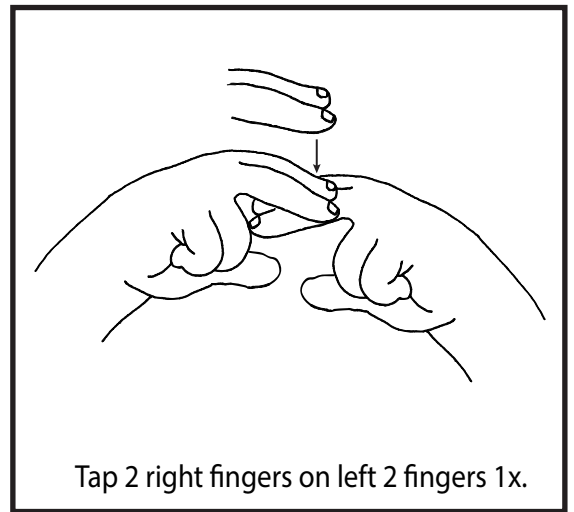
Sit

Level: Pre-K, K, 1, 2

Category: Directions Activity Book

Topics: Directions, Health

Materials: coloring utensils, construction paper, tape



Write on the lines a word for how each child is sitting.
Circle the one that is sitting correctly.

Craft: Decorate your chair (name tag, supply bag, etc.).

Game: See who can sit on an imaginary chair the longest.

Idea: Talk about the importance of posture, then practice.




Example

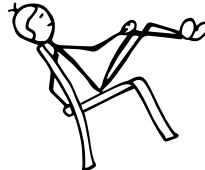

Sit

Name _____

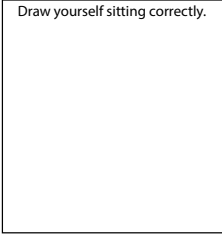
Date _____

Write on the lines a word for how each child is sitting.
Circle the one that is sitting correctly.



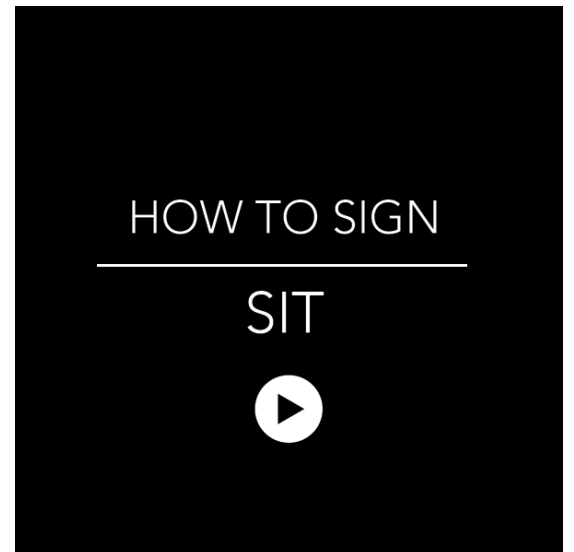


Draw yourself sitting correctly.

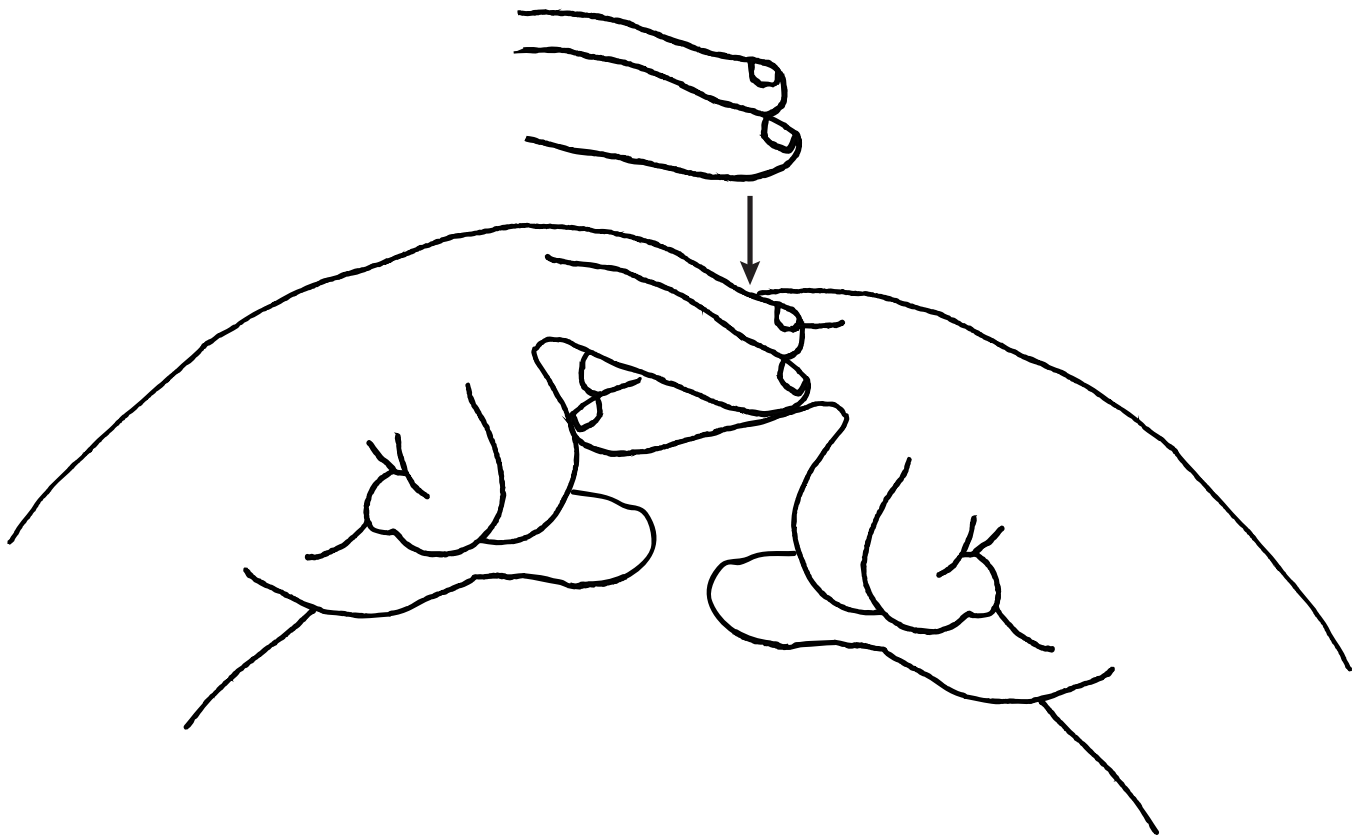


www.SignBabySign.org®

Click image for video.

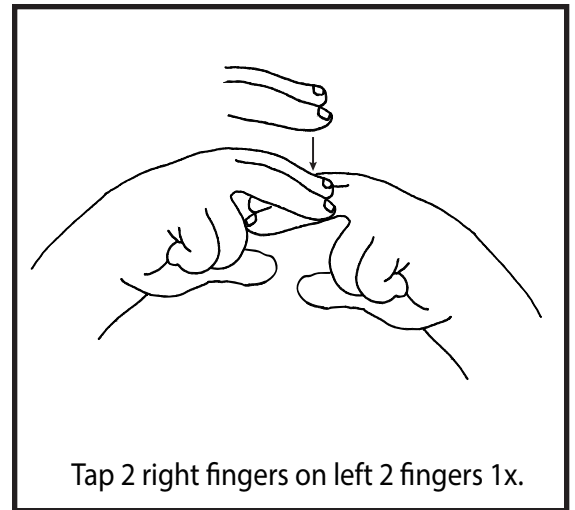


Sit



Tap 2 right fingers on left 2 fingers 1x.

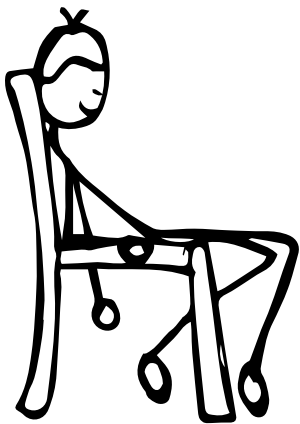
Sit





Name _____


Date _____


Write on the lines a word for how each child is sitting.
Circle the one that is sitting correctly.












Draw yourself sitting correctly.







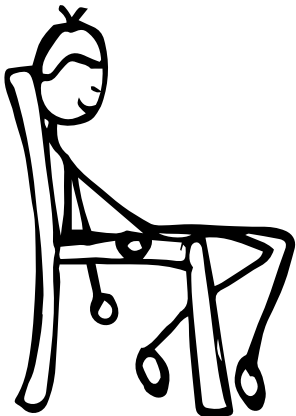
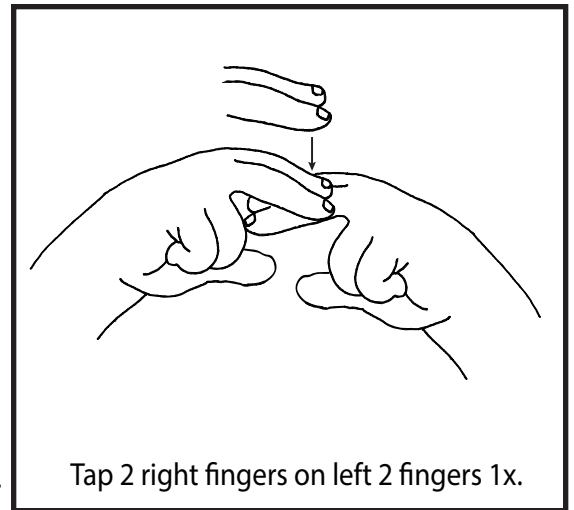
Sit

Write on the lines a word for how each child is sitting. Circle the one that is sitting correctly.


Craft: Decorate your chair (name tag, supply bag, etc.).

Game: See who can sit on an imaginary chair the longest.

Idea: Talk about the importance of posture, then practice.



Draw yourself sitting correctly.



Child's Name

www.signbabysign.org

Date word was signed

©SignBabySign All rights reserved

Other ASL products: (American Sign Language)

- ✓ Free “Word of the Week”
- ✓ Free Activity sheets
- ✓ Teacher ASL Lesson Plans
- ✓ Free online Dictionary
- ✓ Free Hospital resources
- ✓ Flash Cards-printable
- ✓ Dice Games-printable
- ✓ ASL Book Series
- ✓ Memberships
- ✓ Bookmarks: ABC, 1-10
- ✓ Embroidered Hand Towels
- ✓ Family Car Decals
- ✓ “I Love You” Iron-on Patches
- ✓ Printable: T-shirts, Crafts, Cards
- ✓ Everything is ASL!

Subscribe @

- www.YouTube.com/SignBabySign
- www.Twitter.com/SignBabySign2me
- www.Pinterest.com/SignBabySign
- www.Vimeo.com/SignBabySign
- www.FaceBook/SignBabySign
- iTunes Podcast: ASL Word of the Day



A note from the author:

I love sign language! I believe in the many benefits it has to offer. You must too since you bought this book. Let's get started one word at a time. This book series is designed with the tools you need for a successful learning experience that is both educational and fun.



I'd love to hear from you. We want to highlight your child any chance we can. Send us feedback (on our contact page), ideas, and upload a photo or video of your child/class learning new signs @

<http://www.signbabysign.org/contact-us.php>

Cynthia F Long, Founder