

# Please

**Level:** K, 1, 2

**Category:** Manners Activity Book

**Topics:** Communication, Manners

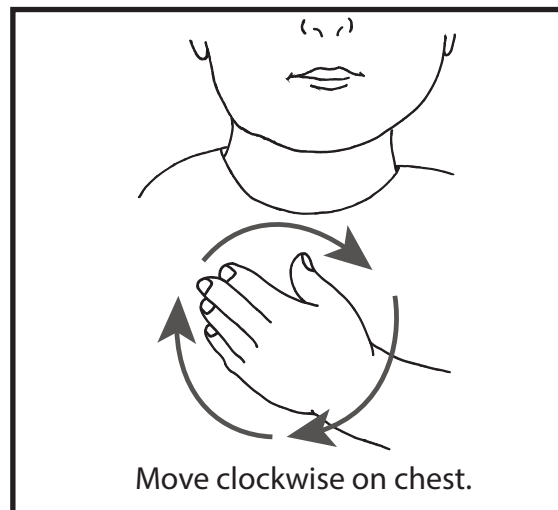
**Materials:** crayons, paper, popsicle sticks

Color and write the customer's number in the boxes to match their order.

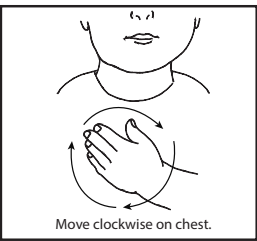

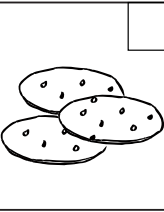
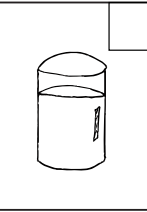
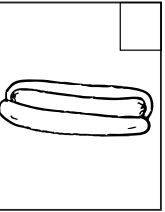




**Craft:** Make a "please" hand. Trace your hand with fingers closed. Attach a stick to hold it.

**Game:** Pair kids for them to use their "please" hand to ask for things you have displayed on a table.

**Idea:** Print copies of the "please" sign for kids to fill a wall. When a child is caught using good manners by signing "please", give them a copy to add to the wall.



## Example

Please				
Name _____	Date _____			
Color and write the customer's number in the boxes to match their order.				
				
Orders				
	Customer 1	Customer 2	Customer 3	Customer 4
				
	Hot dog please.	Cookie please.	Cheeseburger please.	Drink please.

www.SignBabySign.org®

Click image for video.

HOW TO SIGN  
PLEASE



www.SignBabySign.org®