

Milk

Level: Pre-K, K

Category: My First Signs Activity Book

Topics: Food, Infants, ABCs

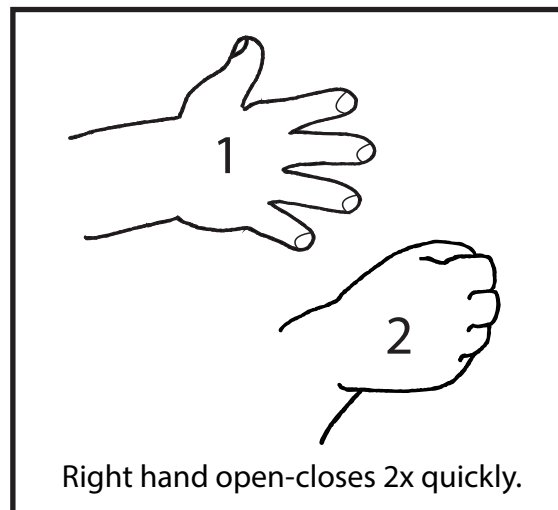
Materials: coloring utensils, milk, food coloring, dish soap, paper

Practice your ABCs (trace below) and connect the dots. Color it your favorite flavor of milk.

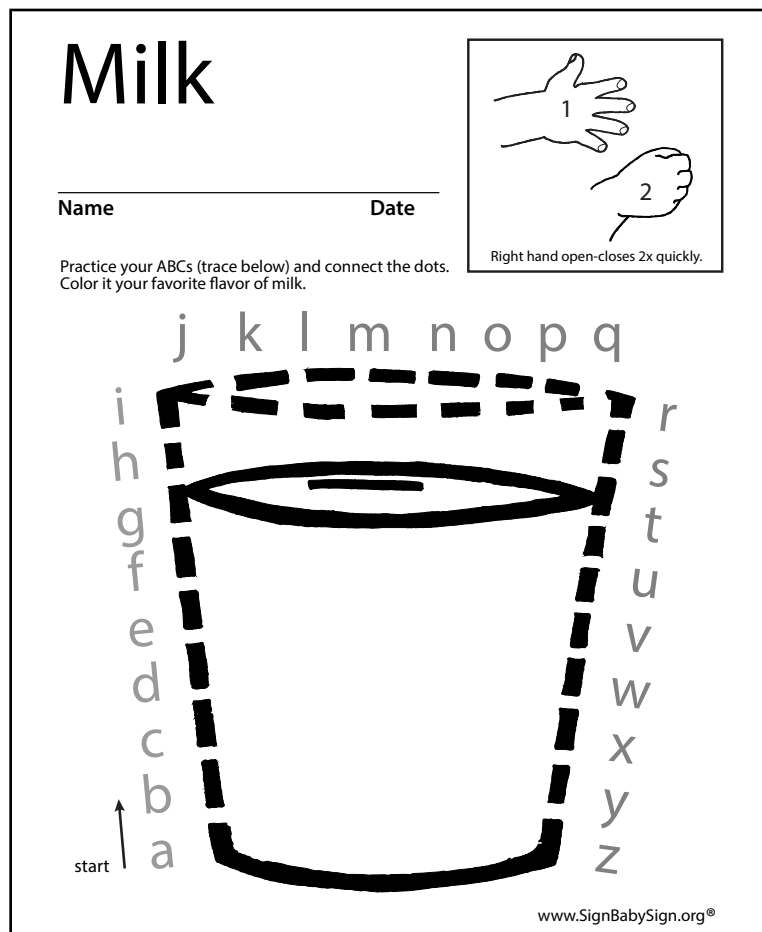
Craft: Put milk in a pan, add drops of food coloring. Add a drop of dish soap to create swirls. Lay paper on it to absorb the design. Lay flat to dry.

Game: Blindfolded, taste test different flavors of milk.

Idea: Show on YouTube how milk is made.



Example

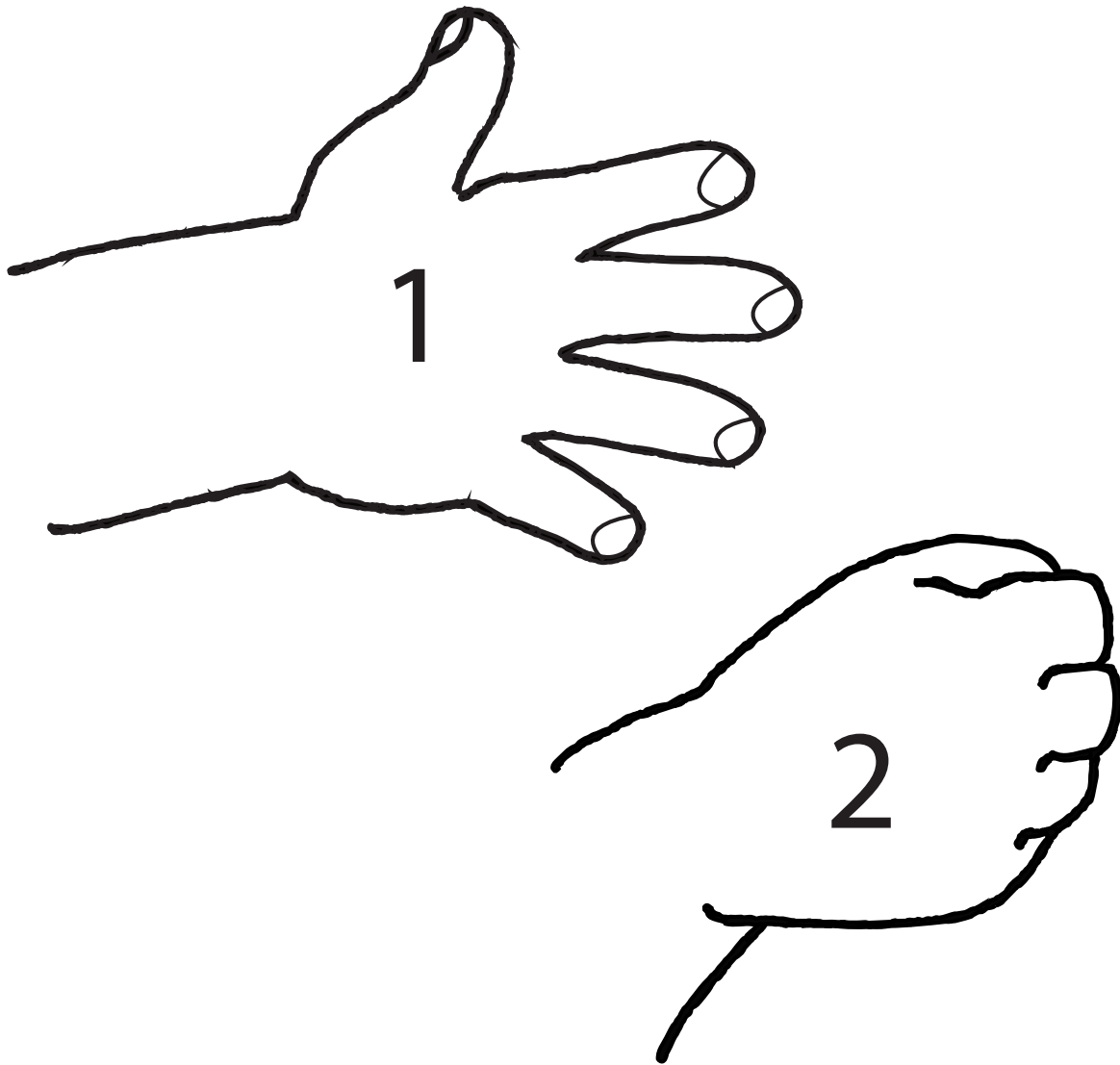


Click image for video.



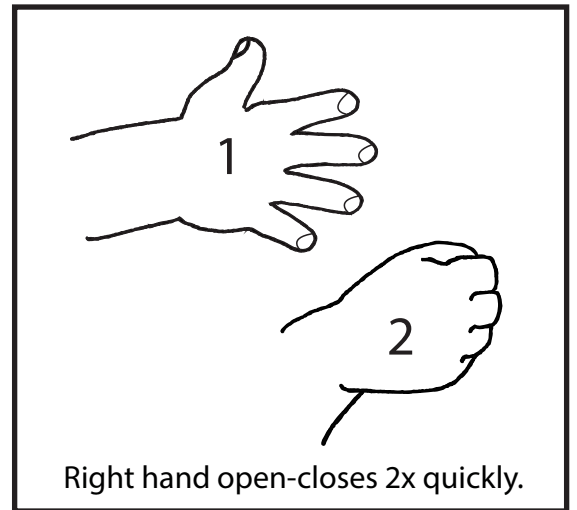
www.SignBabySign.org

Milk



Right hand open-closes 2x quickly.


Milk



Name _____

Date _____

Practice your ABCs (trace below) and connect the dots.
Color it your favorite flavor of milk.




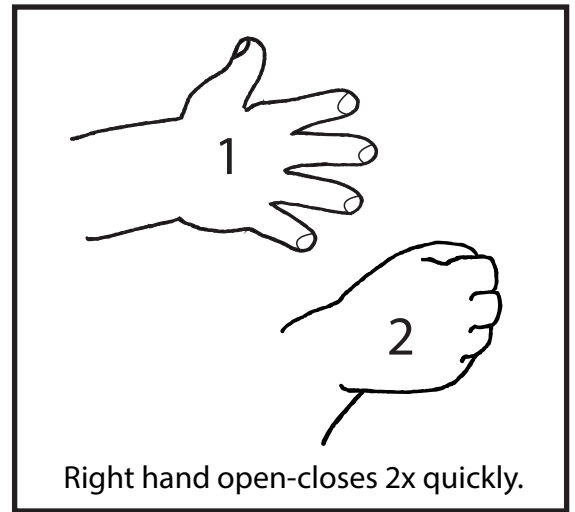
Milk

Practice your ABCs (trace below) and connect the dots. Color it your favorite flavor of milk.

Craft: Put milk in a pan, add drops of food coloring. Add a drop of dish liquid to create swirls. Lay paper on it to absorb the design. Lay flat to dry.

Game: Blindfolded, taste test different flavors of milk.

Idea: Show on YouTube how milk is made.



Child's Name

www.signbabysign.org

Date word was signed

©SignBabySign All rights reserved

Other ASL products: (American Sign Language)

- ✓ Free “Word of the Week”
- ✓ Free Activity sheets
- ✓ Teacher ASL Lesson Plans
- ✓ Free online Dictionary
- ✓ Free Hospital resources
- ✓ Flash Cards-printable
- ✓ Dice Games-printable
- ✓ ASL Book Series
- ✓ Memberships
- ✓ Bookmarks: ABC, 1-10
- ✓ Embroidered Hand Towels
- ✓ Family Car Decals
- ✓ “I Love You” Iron-on Patches
- ✓ Printable: T-shirts, Crafts, Cards
- ✓ Everything is ASL!

Subscribe @

- www.YouTube.com/SignBabySign
- www.Twitter.com/SignBabySign2me
- www.Pinterest.com/SignBabySign
- www.Vimeo.com/SignBabySign
- www.FaceBook/SignBabySign
- iTunes Podcast: ASL Word of the Day



A note from the author:

I love sign language! I believe in the many benefits it has to offer. You must too since you bought this book. Let's get started one word at a time. This book series is designed with the tools you need for a successful learning experience that is both educational and fun.



I'd love to hear from you. We want to highlight your child any chance we can. Send us feedback (on our contact page), ideas, and upload a photo or video of your child/class learning new signs @

<http://www.signbabysign.org/contact-us.php>

Cynthia F Long, Founder