


Fruit

Level: Pre-K, K

Category: Food Activity Book

Topics: Food, Health, Seasons

Materials: coloring utensils, scissors, glue, stapler, paper plates



Right hand moves in small circles.


Color and then cut out the fruit to glue in the basket.

Craft: Staple a half paper plate on a full plate to make a bowl. Print out fruit to cut and color. Add to the bowl.

Game: "Guess which fruit" by touch or a taste test.

Idea: Show what each fruit looks like before it is picked (i.e. grapes on a vine).

Example




Click image for video.

HOW TO SIGN
FRUIT



www.SignBabySign.org®

Fruit




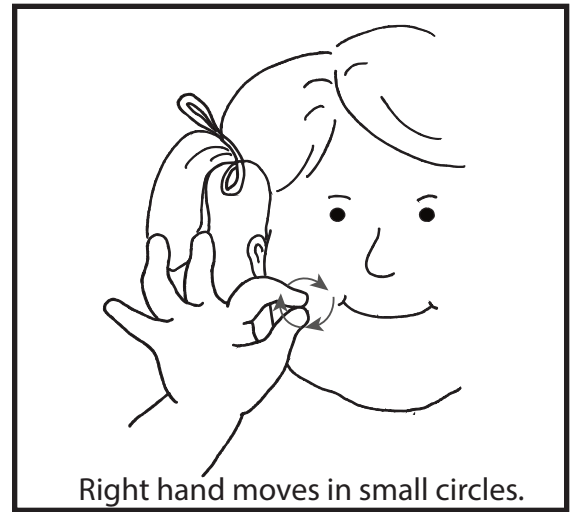
Right hand moves in small circles.

Fruit

Name _____

Date _____

Color and then cut out the fruit to glue in the basket.




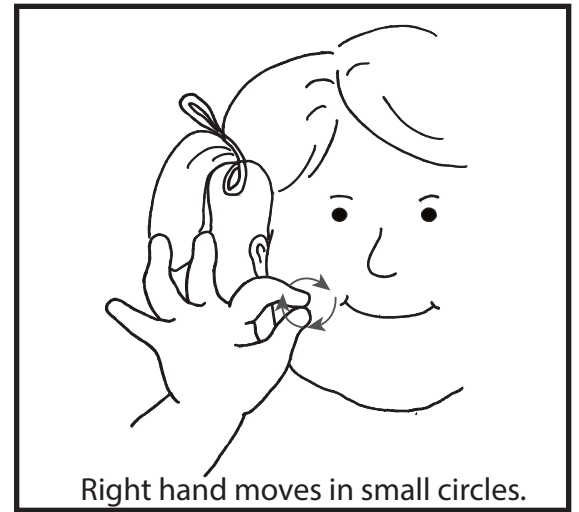
Fruit

Color and then cut out the fruit to glue in the basket.

Craft: Staple a half paper plate on a full plate to make a bowl. Print out fruit to cut and color. Add to the bowl.

Game: "Guess which fruit" by touch or a taste test.

Idea: Show what each fruit looks like before it is picked (l.e. grapes on a vine).



Child's Name

www.signbabysign.org

Date word was signed


©SignBabySign All rights reserved

Other ASL products: (American Sign Language)

- ✓ Free “Word of the Week”
- ✓ Free Activity sheets
- ✓ Teacher ASL Lesson Plans
- ✓ Free online Dictionary
- ✓ Free Hospital resources
- ✓ Flash Cards-printable
- ✓ Dice Games-printable
- ✓ ASL Book Series
- ✓ Memberships
- ✓ Bookmarks: ABC, 1-10
- ✓ Embroidered Hand Towels
- ✓ Family Car Decals
- ✓ “I Love You” Iron-on Patches
- ✓ Printable: T-shirts, Crafts, Cards
- ✓ Everything is ASL!

Subscribe @

- www.YouTube.com/SignBabySign
- www.Twitter.com/SignBabySign2me
- www.Pinterest.com/SignBabySign
- www.Vimeo.com/SignBabySign
- www.FaceBook/SignBabySign
- iTunes Podcast: ASL Word of the Day



A note from the author:

I love sign language! I believe in the many benefits it has to offer. You must too since you bought this book. Let's get started one word at a time. This book series is designed with the tools you need for a successful learning experience that is both educational and fun.



I'd love to hear from you. We want to highlight your child any chance we can. Send us feedback (on our contact page), ideas, and upload a photo or video of your child/class learning new signs @

<http://www.signbabysign.org/contact-us.php>

Cynthia F Long, Founder