

Flower

Level: Pre-K, K, 1

Category: Outdoors Activity Book

Topics: Nature, Weather, Seasons

Materials: coloring utensils, magazine, scissors, flower seeds, dirt, old shoes



Right hand flat "O" hand moves from right to left of nose.

Color and draw your face in the flower or use a picture from a magazine.

Craft: Plant a flower in an old shoe.

Game: Memory game with photos of flowers.

Idea: Show how to add color to carnations by adding dye to the water. Check it daily.



Example

Flower

Name

Date

Color and draw your face in the flower or use a picture from a magazine.



Right hand flat "O" hand moves from right to left of nose.

www.SignBabySign.org®

Click image for video.

HOW TO SIGN
FLOWER



www.SignBabySign.org®

Flower



Right hand flat "O" hand moves
from right to left of nose.

Flower


Name

Date

Color and draw your face in the flower or use a picture from a magazine.



Right hand flat "O" hand moves from right to left of nose.




Flower

Color and draw your face in the flower or use a picture from a magazine.

Craft: Plant a flower in an old shoe.

Game: Memory game with photos of flowers.

Idea: Show how to add color to carnations by adding dye to the water. Check it daily.



Child's Name

www.signbabysign.org

Date word was signed

©SignBabySign All rights reserved

Other ASL products: (American Sign Language)

- ✓ Free “Word of the Week”
- ✓ Free Activity sheets
- ✓ Teacher ASL Lesson Plans
- ✓ Free online Dictionary
- ✓ Free Hospital resources
- ✓ Flash Cards-printable
- ✓ Dice Games-printable
- ✓ ASL Book Series
- ✓ Memberships
- ✓ Bookmarks: ABC, 1-10
- ✓ Embroidered Hand Towels
- ✓ Family Car Decals
- ✓ “I Love You” Iron-on Patches
- ✓ Printable: T-shirts, Crafts, Cards
- ✓ Everything is ASL!

Subscribe @

- www.YouTube.com/SignBabySign
- www.Twitter.com/SignBabySign2me
- www.Pinterest.com/SignBabySign
- www.Vimeo.com/SignBabySign
- www.FaceBook/SignBabySign
- iTunes Podcast: ASL Word of the Day



A note from the author:

I love sign language! I believe in the many benefits it has to offer. You must too since you bought this book. Let's get started one word at a time. This book series is designed with the tools you need for a successful learning experience that is both educational and fun.



I'd love to hear from you. We want to highlight your child any chance we can. Send us feedback (on our contact page), ideas, and upload a photo or video of your child/class learning new signs @

<http://www.signbabysign.org/contact-us.php>

Cynthia F Long, Founder