

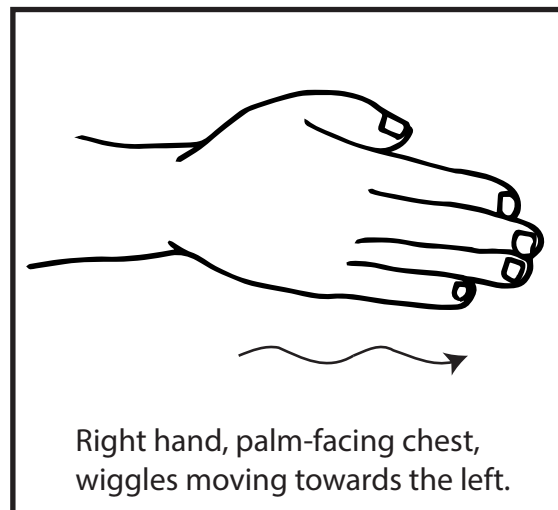
# Fish

**Level:** Pre-K, K, 1

**Category:** Animal Activity Book

**Topics:** Pet, Counting

**Materials:** coloring utensils, paper clips, construction paper, sticks, magnets, goldfish




Draw more fish in the bowl and color.

Craft: Make fish and add paper clip for game.

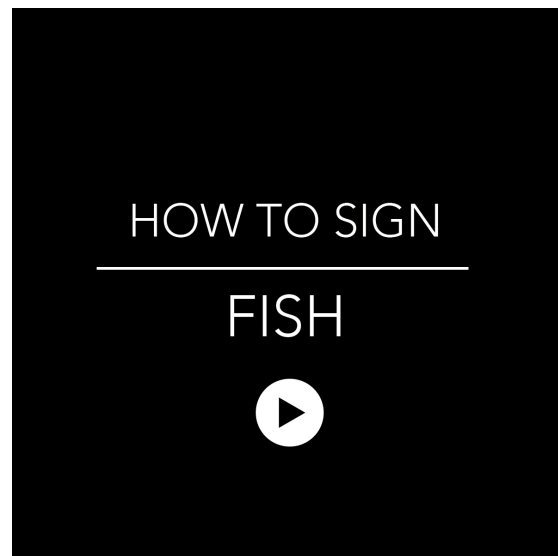
Game: Make a stick fishing pole with a magnet to let kids catch the fish they just made.

Idea: Have goldfish served in a fish bowl for snack time.

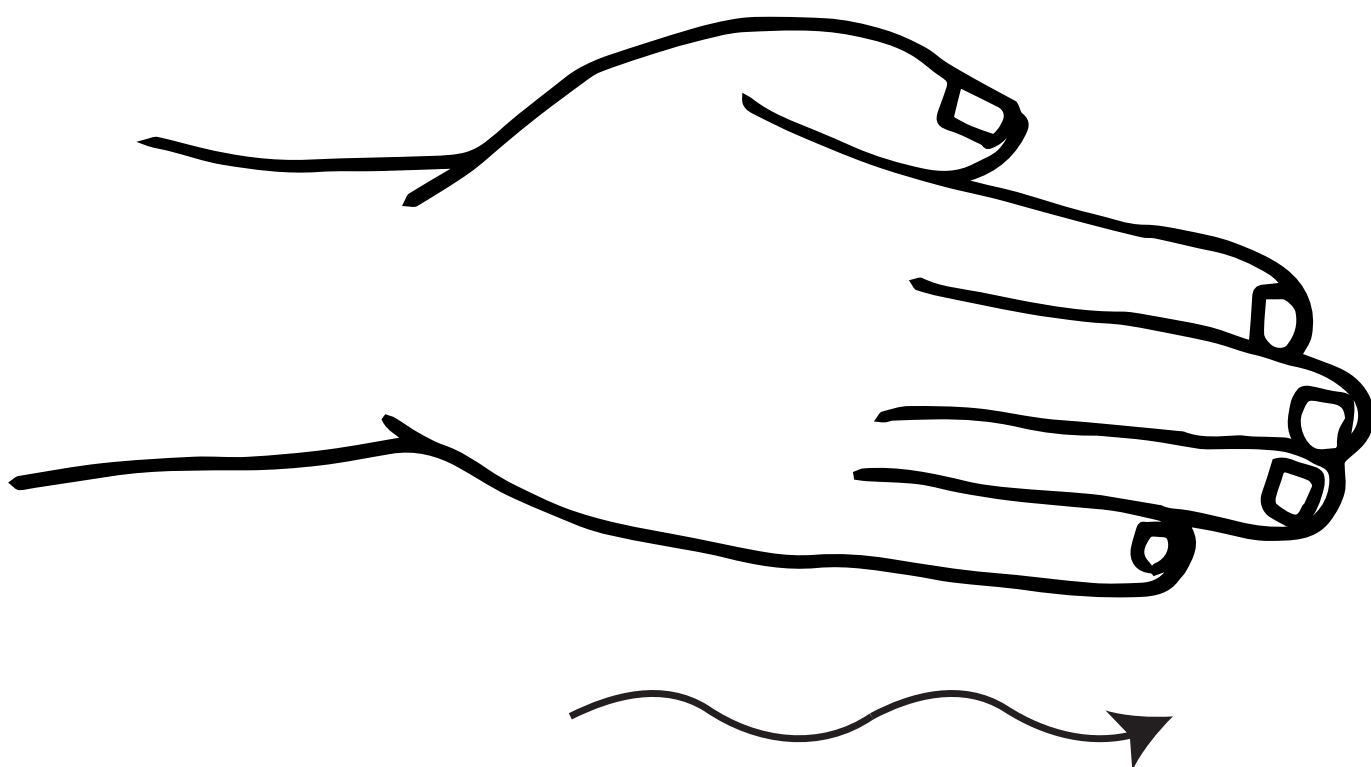
## Example



Click image for video.



# Fish




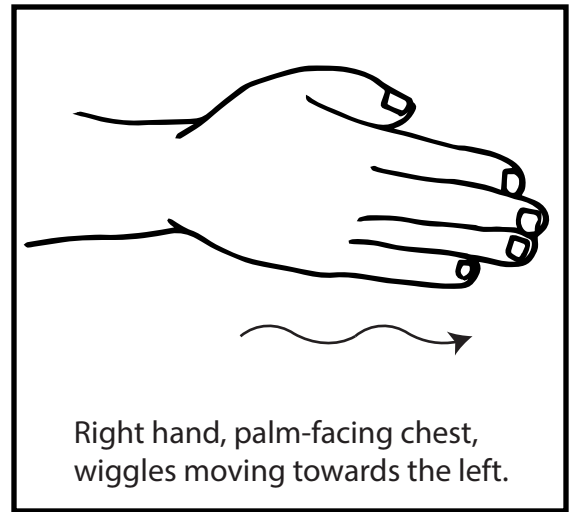
Right hand, palm-facing chest,  
wiggles moving towards the left.

# Fish

Name \_\_\_\_\_

Date \_\_\_\_\_

Draw more fish in the bowl and color.




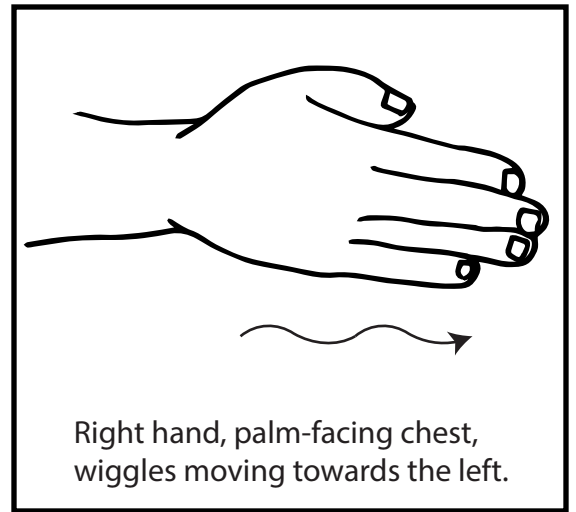
# Fish

Draw more fish in the bowl and color.

Craft: Make fish and add paper clip for game.

Game: Make a stick fishing pole with a magnet to let kids catch the fish they just made.

Idea: Have goldfish served in a fish bowl for snack time.



Child's Name

[www.signbabysign.org](http://www.signbabysign.org)®

Date word was signed

©SignBabySign All rights reserved

## Other ASL products: (American Sign Language)

- ✓ Free “Word of the Week”
- ✓ Free Activity sheets
- ✓ Teacher ASL Lesson Plans
- ✓ Free online Dictionary
- ✓ Free Hospital resources
- ✓ Flash Cards-printable
- ✓ Dice Games-printable
- ✓ ASL Book Series
- ✓ Memberships
- ✓ Bookmarks: ABC, 1-10
- ✓ Embroidered Hand Towels
- ✓ Family Car Decals
- ✓ “I Love You” Iron-on Patches
- ✓ Printable: T-shirts, Crafts, Cards
- ✓ Everything is ASL!

### Subscribe @

- [www.YouTube.com/SignBabySign](http://www.YouTube.com/SignBabySign)
- [www.Twitter.com/SignBabySign2me](http://www.Twitter.com/SignBabySign2me)
- [www.Pinterest.com/SignBabySign](http://www.Pinterest.com/SignBabySign)
- [www.Vimeo.com/SignBabySign](http://www.Vimeo.com/SignBabySign)
- [www.FaceBook/SignBabySign](http://www.FaceBook/SignBabySign)
- iTunes Podcast: ASL Word of the Day



### A note from the author:

I love sign language! I believe in the many benefits it has to offer. You must too since you bought this book. Let's get started one word at a time. This book series is designed with the tools you need for a successful learning experience that is both educational and fun.



I'd love to hear from you. We want to highlight your child any chance we can. Send us feedback (on our contact page), ideas, and upload a photo or video of your child/class learning new signs @

<http://www.signbabysign.org/contact-us.php>

Cynthia F Long, Founder