

Dad

Level: Pre-K, K, 1

Category: My First Signs Activity Book

Topics: Family, Father's Day

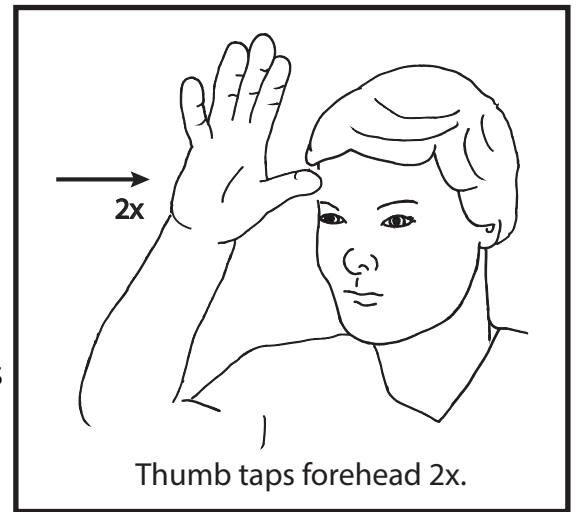
Materials: coloring utensils, scissors, string, men's shoes

Decorate and cut out the tie. Add string to wear.
Give to Dad.

Craft: Draw silhouettes of child's profile. Trace their open hand. Put together to make the sign for "Dad".

Game: Use men's shoes to walk a straight line.

Idea: Have children pretend to be Dad for the day (clothes, duties, etc.)



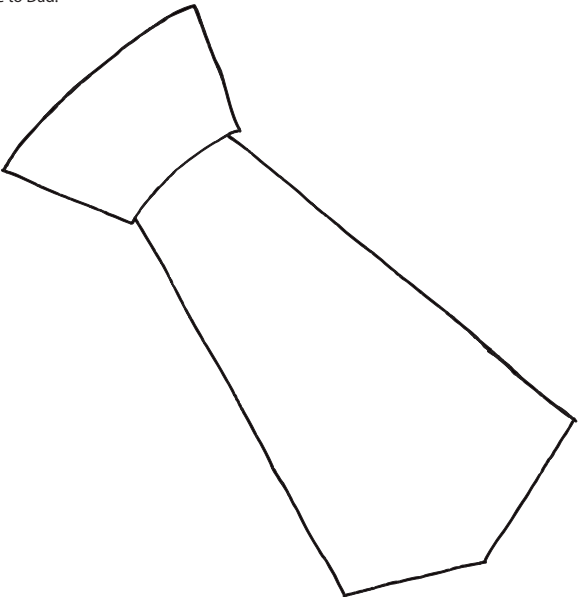
Example

Dad

Name _____

Date _____

Decorate and cut out the tie. Add string to wear.
Give to Dad.



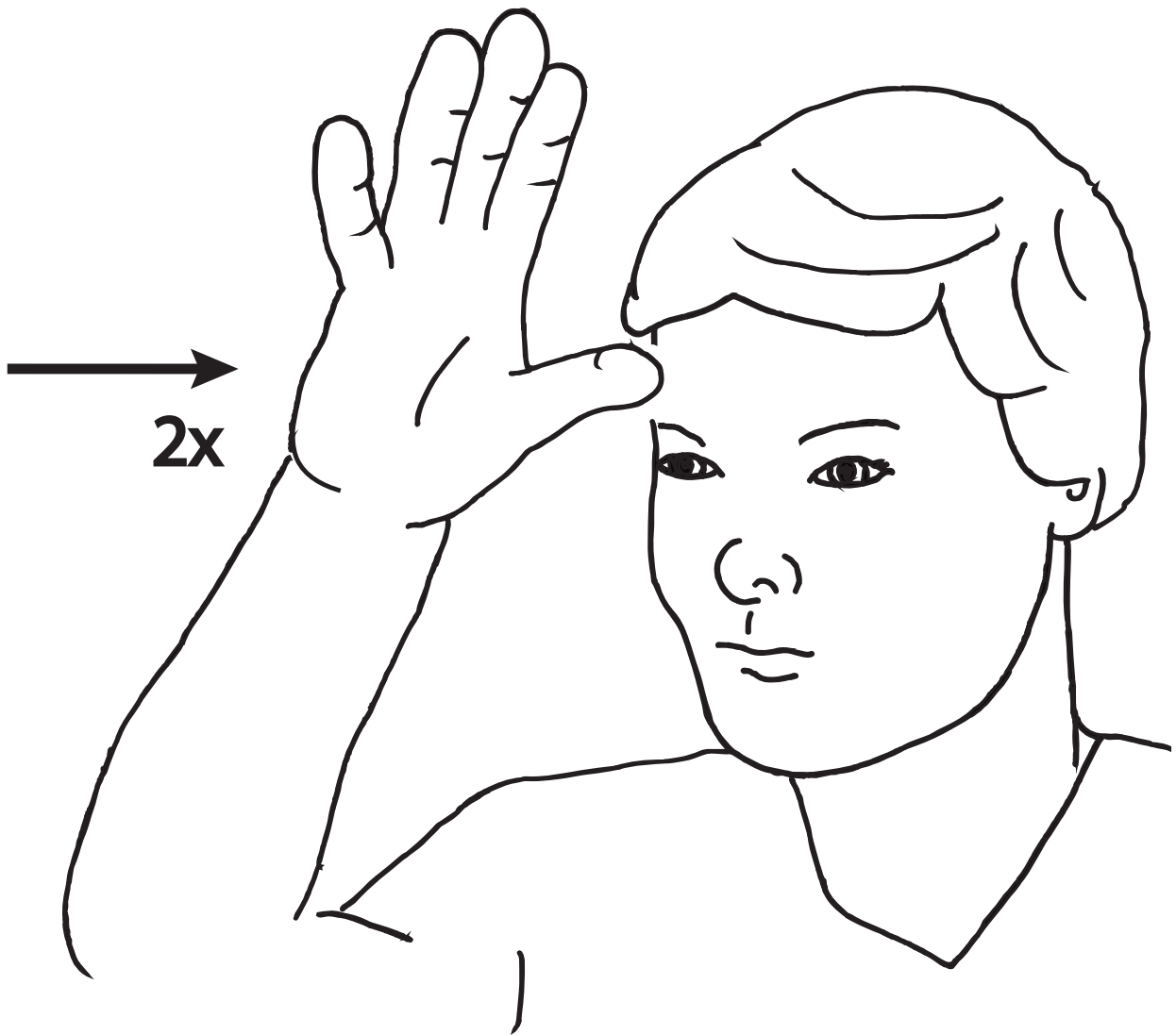
www.SignBabySign.org®

Click image for video.



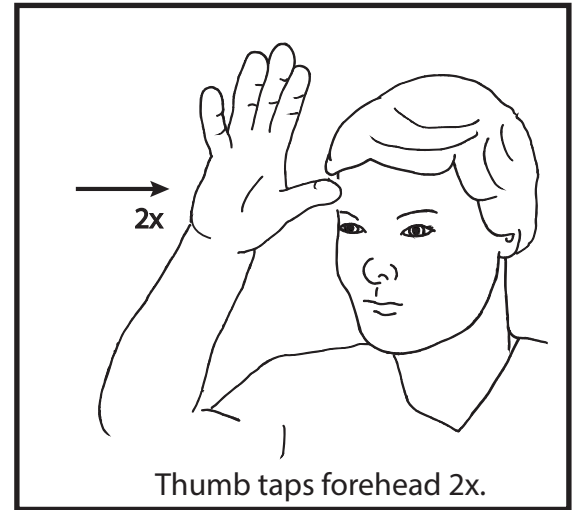
www.SignBabySign.org®

Dad



Thumb taps forehead 2x.

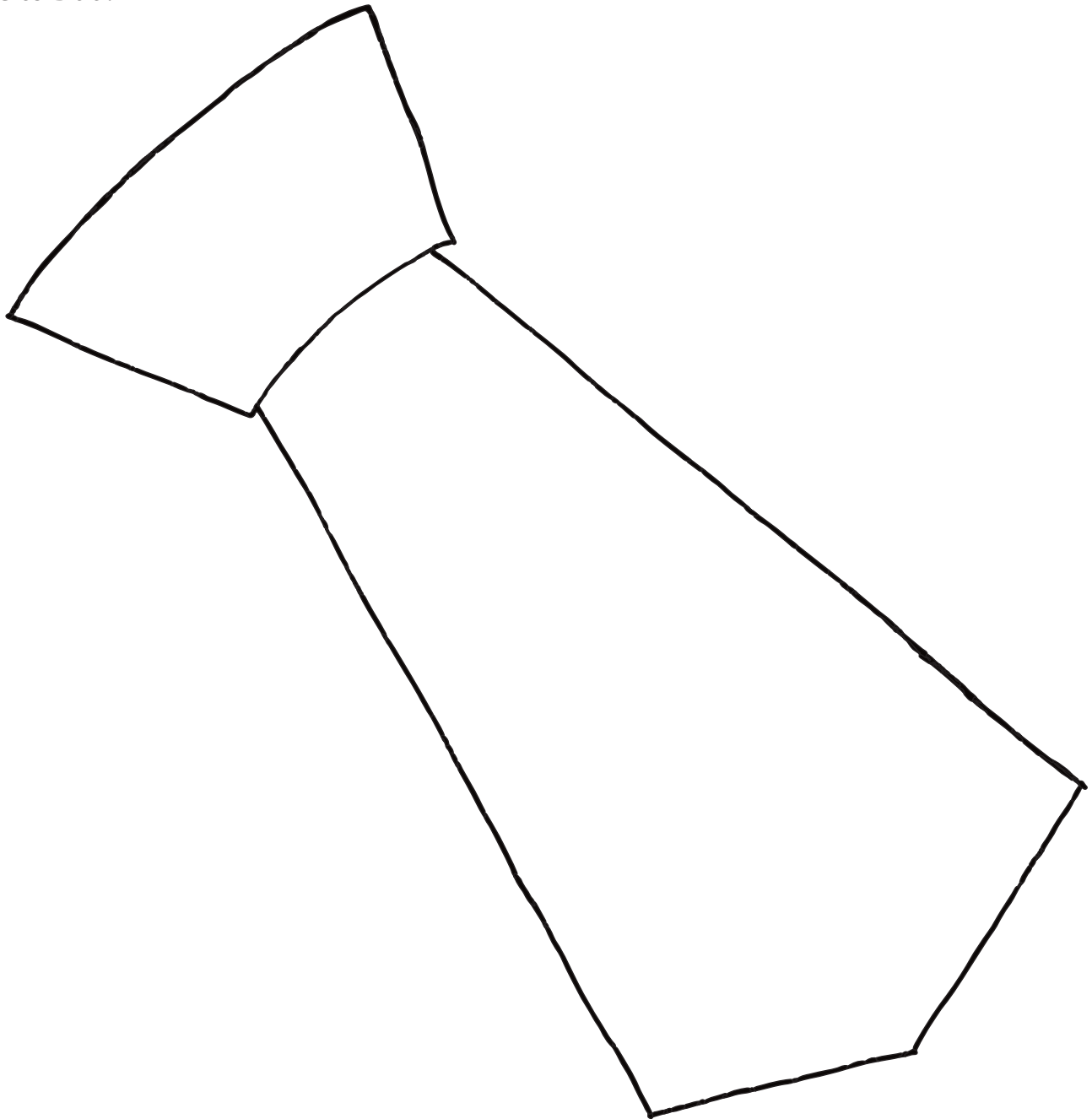
Dad



Name _____

Date _____

Decorate and cut out the tie. Add string to wear.
Give to Dad.

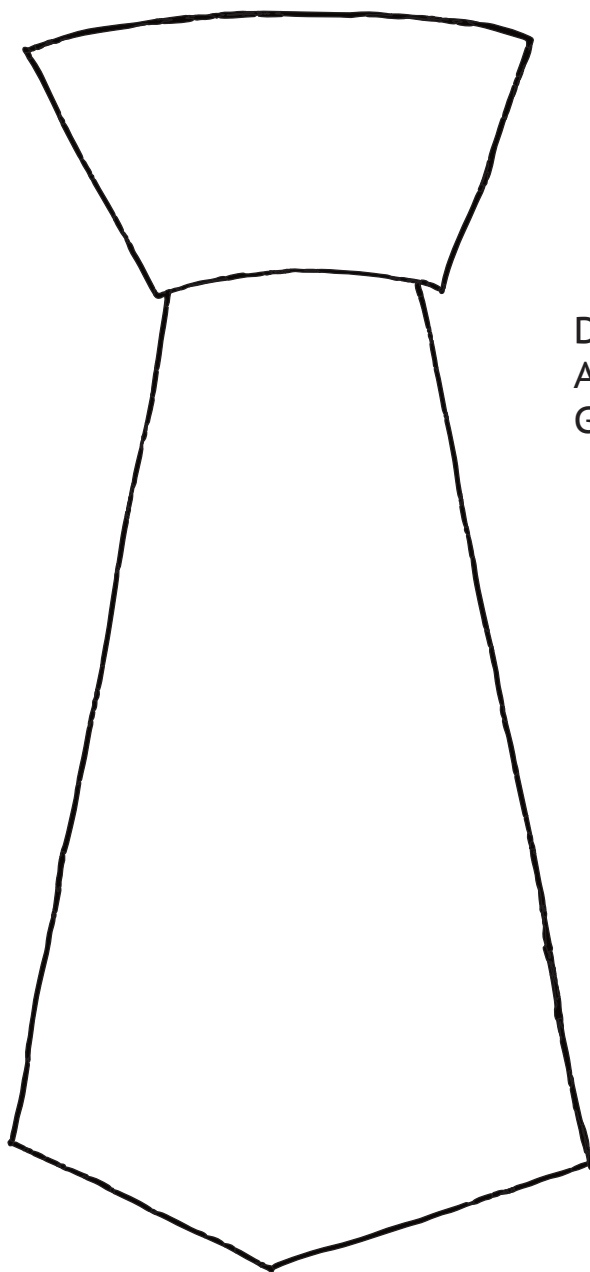
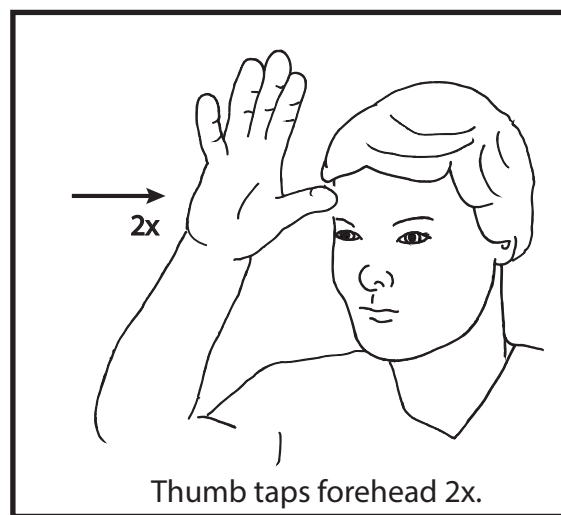


Dad

Craft: Draw silhouettes of child's profile. Trace their open hand. Put together to make the sign for "Dad".

Game: Use men's shoes to walk a straight line.

Idea: Have children pretend to be Dad for the day (clothes, duties, etc.)



Decorate and cut out the tie.
Add string to wear.
Give to Dad.

Child's Name

www.signbabysign.org

Date word was signed

©SignBabySign All rights reserved

Other ASL products: (American Sign Language)

- ✓ Free “Word of the Week”
- ✓ Free Activity sheets
- ✓ Teacher ASL Lesson Plans
- ✓ Free online Dictionary
- ✓ Free Hospital resources
- ✓ Flash Cards-printable
- ✓ Dice Games-printable
- ✓ ASL Book Series
- ✓ Memberships
- ✓ Bookmarks: ABC, 1-10
- ✓ Embroidered Hand Towels
- ✓ Family Car Decals
- ✓ “I Love You” Iron-on Patches
- ✓ Printable: T-shirts, Crafts, Cards
- ✓ Everything is ASL!

Subscribe @

- www.YouTube.com/SignBabySign
- www.Twitter.com/SignBabySign2me
- www.Pinterest.com/SignBabySign
- www.Vimeo.com/SignBabySign
- www.FaceBook/SignBabySign
- iTunes Podcast: ASL Word of the Day



A note from the author:

I love sign language! I believe in the many benefits it has to offer. You must too since you bought this book. Let's get started one word at a time. This book series is designed with the tools you need for a successful learning experience that is both educational and fun.



I'd love to hear from you. We want to highlight your child any chance we can. Send us feedback (on our contact page), ideas, and upload a photo or video of your child/class learning new signs @

<http://www.signbabysign.org/contact-us.php>

Cynthia F Long, Founder