

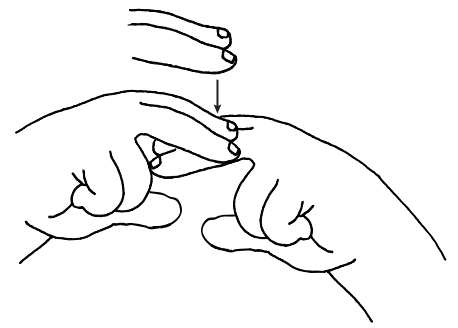
Chair

Level: Pre-K, K, 1

Category: Day Care Activity Book

Topics: Furniture, Vocabulary

Materials: coloring utensils, chairs, music



Tap 2 right fingers on left 2 fingers 2x.

Color and name the parts of the chair.

Craft: Decorate a chair to become the “special” chair for good behavior or the birthday child.

Game: Play musical chairs.

Idea: Talk about different kinds of chairs (use photos).


Example

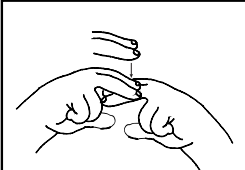
Chair

Name _____

Date _____

Color and name the parts of the chair.





Tap 2 right fingers on left 2 fingers 2x.

www.SignBabySign.org®

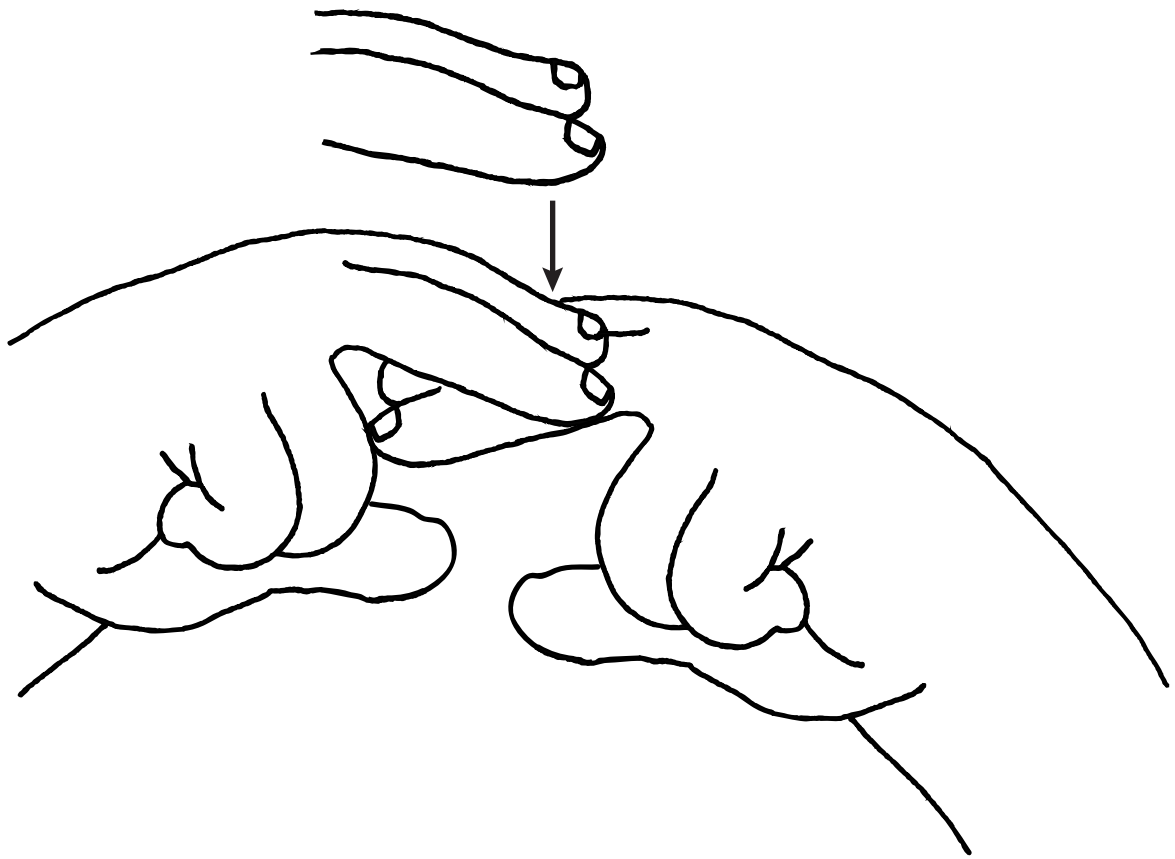
Click image for video.

HOW TO SIGN
CHAIR



www.SignBabySign.org®

Chair



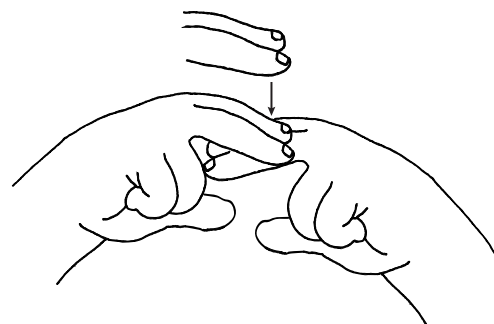
Tap 2 right fingers on left 2 fingers 2x.

Chair


Name

Date

Color and name the parts of the chair.



Tap 2 right fingers on left 2 fingers 2x.




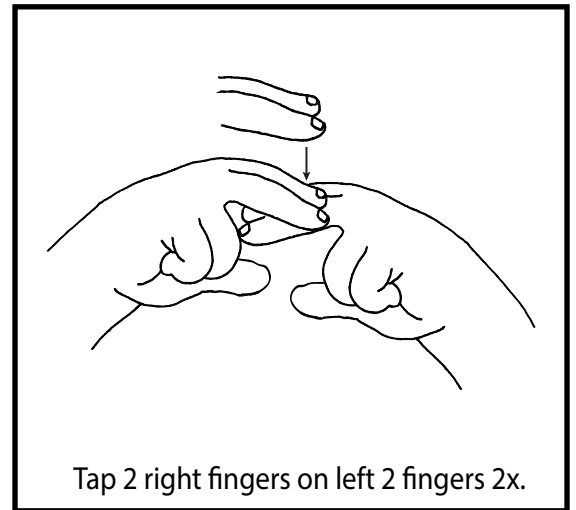
Chair

Color and name the parts of the chair.

Craft: Decorate a chair to become the "special" chair for good behavior or the birthday child.

Game: Play musical chairs.

Idea: Talk about different kinds of chairs (use photos).



Child's Name

www.signbabysign.org

Date word was signed

©SignBabySign All rights reserved

Other ASL products: (American Sign Language)

- ✓ Free “Word of the Week”
- ✓ Free Activity sheets
- ✓ Teacher ASL Lesson Plans
- ✓ Free online Dictionary
- ✓ Free Hospital resources
- ✓ Flash Cards-printable
- ✓ Dice Games-printable
- ✓ ASL Book Series
- ✓ Memberships
- ✓ Bookmarks: ABC, 1-10
- ✓ Embroidered Hand Towels
- ✓ Family Car Decals
- ✓ “I Love You” Iron-on Patches
- ✓ Printable: T-shirts, Crafts, Cards
- ✓ Everything is ASL!

Subscribe @

- www.YouTube.com/SignBabySign
- www.Twitter.com/SignBabySign2me
- www.Pinterest.com/SignBabySign
- www.Vimeo.com/SignBabySign
- www.FaceBook/SignBabySign
- iTunes Podcast: ASL Word of the Day



A note from the author:

I love sign language! I believe in the many benefits it has to offer. You must too since you bought this book. Let's get started one word at a time. This book series is designed with the tools you need for a successful learning experience that is both educational and fun.



I'd love to hear from you. We want to highlight your child any chance we can. Send us feedback (on our contact page), ideas, and upload a photo or video of your child/class learning new signs @

<http://www.signbabysign.org/contact-us.php>

Cynthia F Long, Founder