

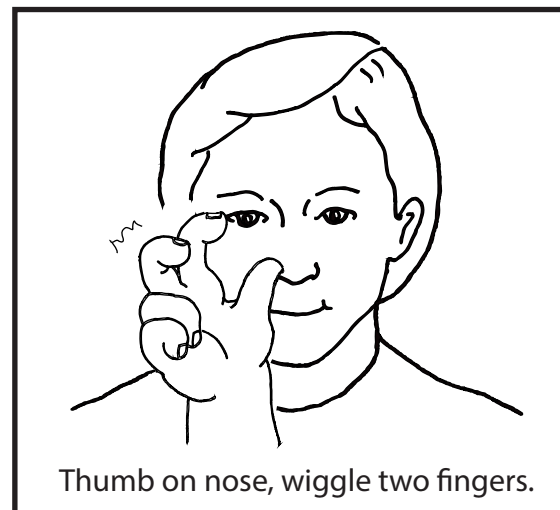
Bug

Level: Pre-K, K

Category: Outdoors Activity Book

Topics: Science, Bugs, Craft

Materials: Pipecleaners, tape



Color and make yourself bug rings and a bracelet.

Craft: Make a pipecleaner bug to attach to your shoes.

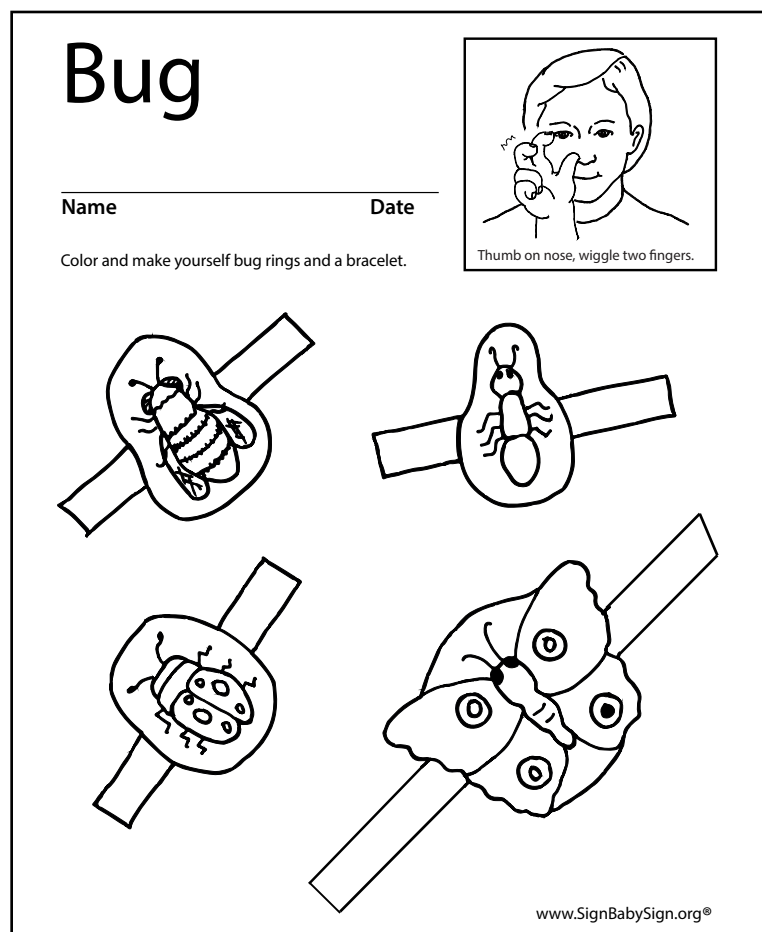
Game: Turn lights out and hunt for glow in the dark bugs.

Idea: Toss "bugs" (2" colored pipecleaners) in grass.

Children collect bugs for 30 seconds.

Lesson: Notice how many green bugs are still in the grass. Their colors help them hide and survive.

Example

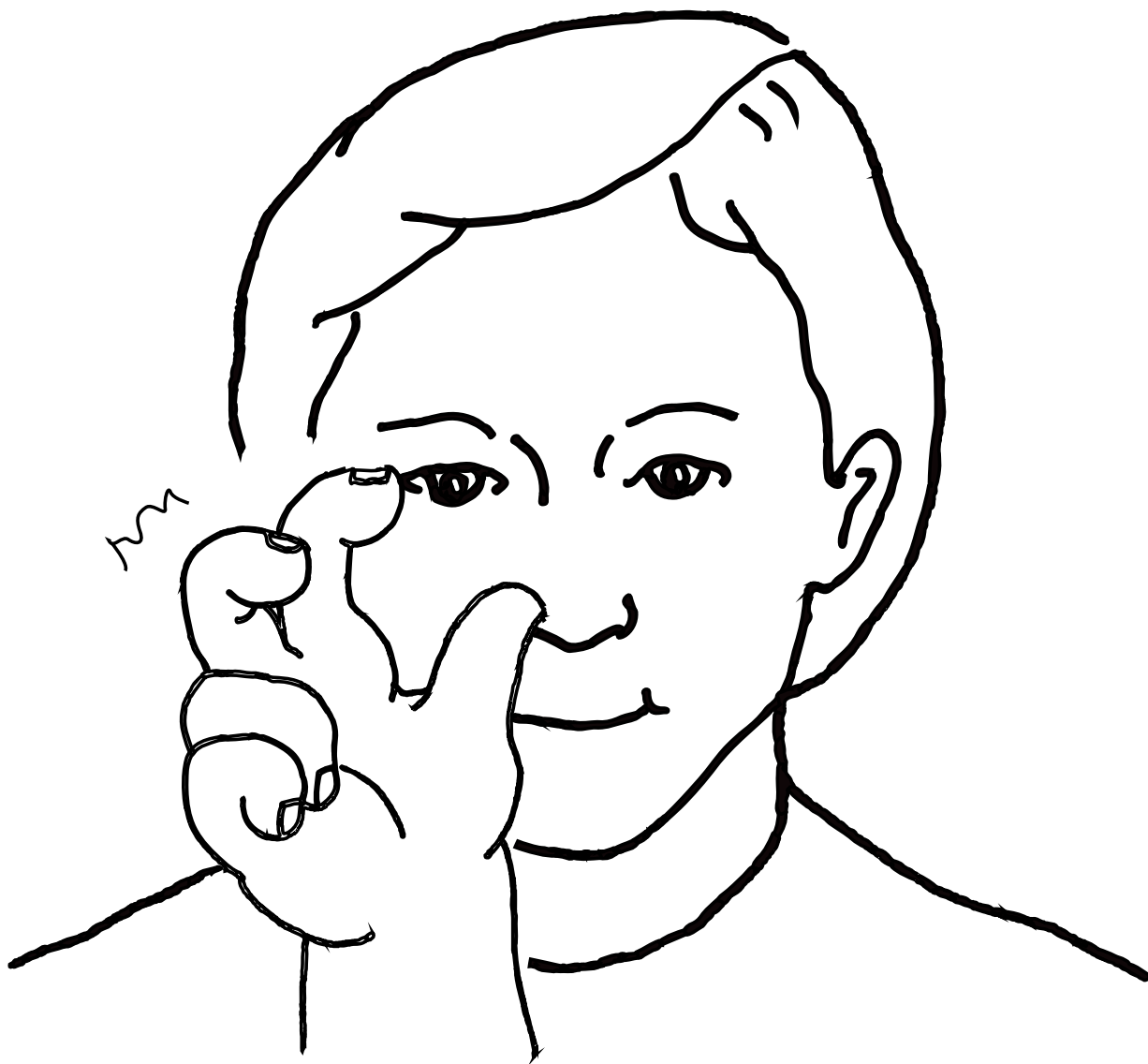


Click image for video.



www.SignBabySign.org®

Bug



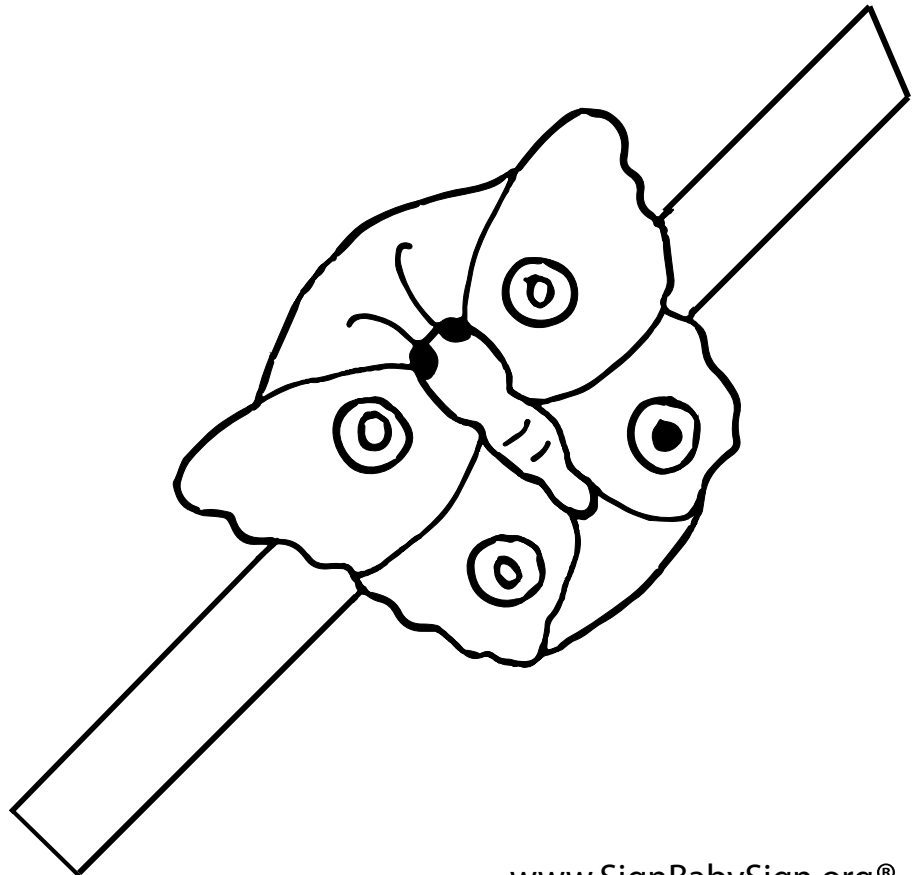
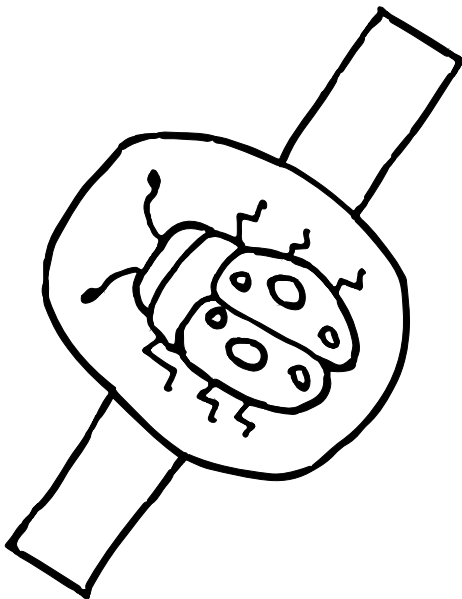
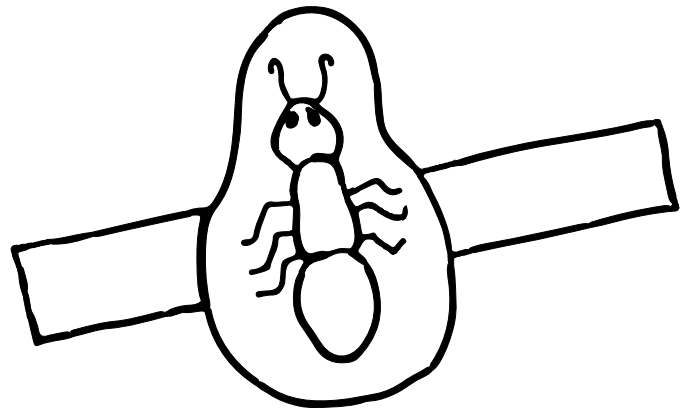
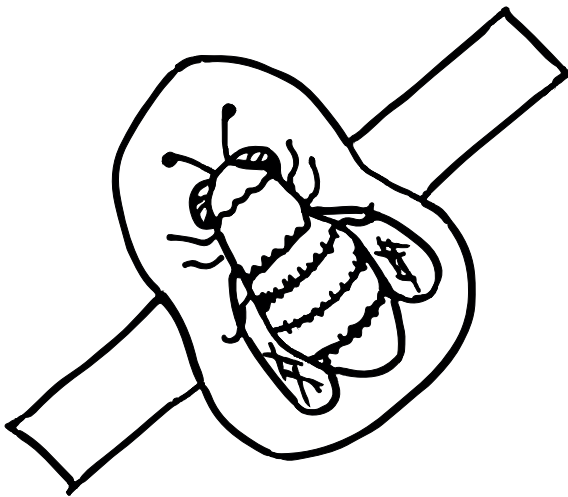
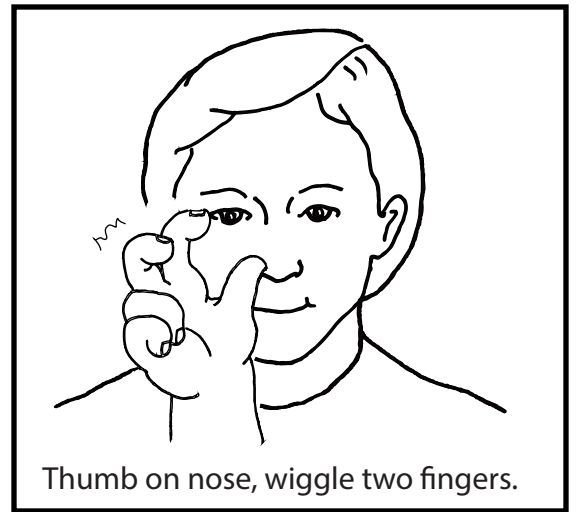
Thumb on nose, wiggle two fingers.

Bug

Name _____

Date _____

Color and make yourself bug rings and a bracelet.



Bug

Color and make yourself bug rings and a bracelet.

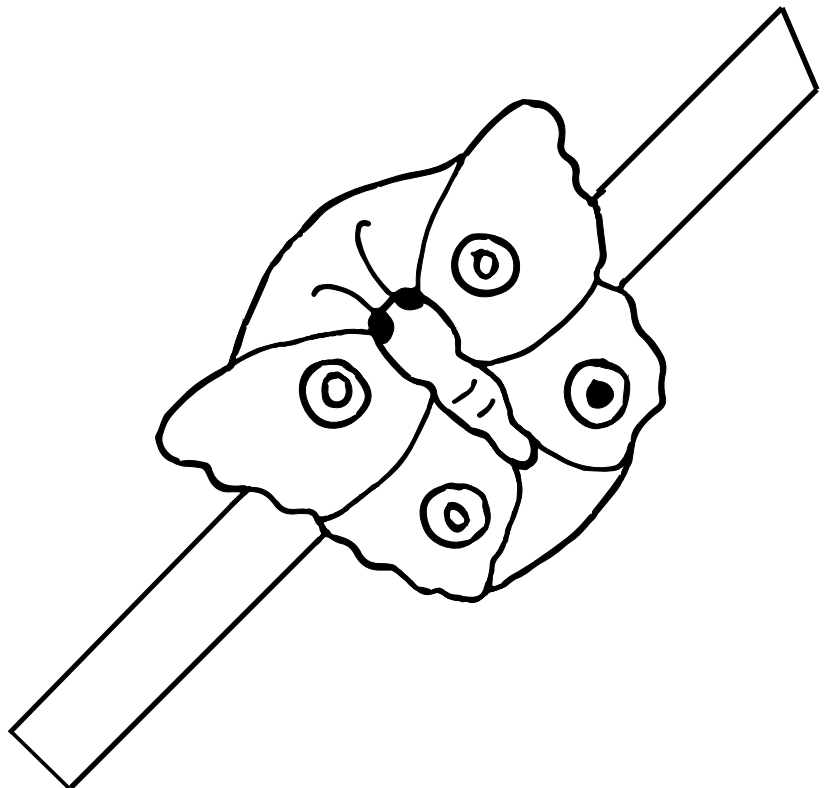
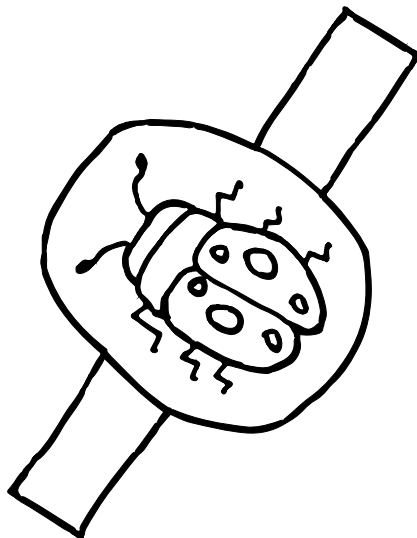
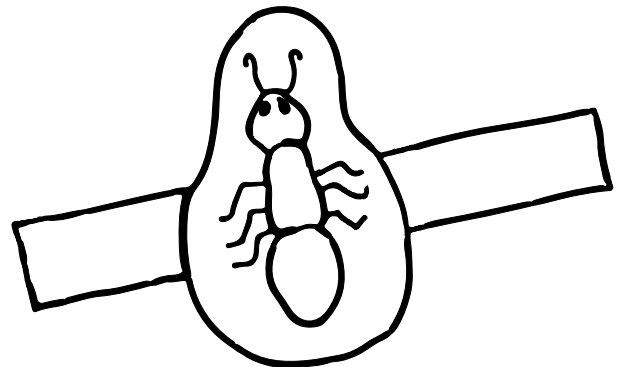

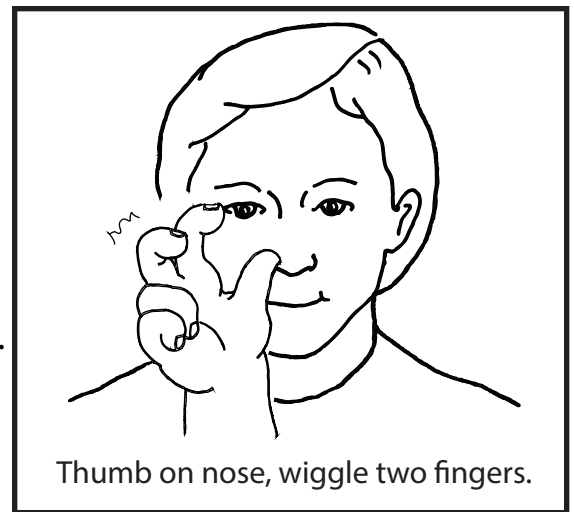
Craft: Make a pipecleaner bug to attach to your shoes.

Game: Turn lights out and hunt for glow in the dark bugs.

Idea: Toss "bugs" (2" colored pipecleaners) in grass.

Children collect bugs for 30 seconds.

Lesson: Notice how many green bugs are still in the grass. Their colors help them hide and survive.



Child's Name _____

www.signbabysign.org

Date word was signed _____

©SignBabySign All rights reserved

Other ASL products: (American Sign Language)

- ✓ Free “Word of the Week”
- ✓ Free Activity sheets
- ✓ Teacher ASL Lesson Plans
- ✓ Free online Dictionary
- ✓ Free Hospital resources
- ✓ Flash Cards-printable
- ✓ Dice Games-printable
- ✓ ASL Book Series
- ✓ Memberships
- ✓ Bookmarks: ABC, 1-10
- ✓ Embroidered Hand Towels
- ✓ Family Car Decals
- ✓ “I Love You” Iron-on Patches
- ✓ Printable: T-shirts, Crafts, Cards
- ✓ Everything is ASL!

Subscribe @

- www.YouTube.com/SignBabySign
- www.Twitter.com/SignBabySign2me
- www.Pinterest.com/SignBabySign
- www.Vimeo.com/SignBabySign
- www.FaceBook/SignBabySign
- iTunes Podcast: ASL Word of the Day



A note from the author:

I love sign language! I believe in the many benefits it has to offer. You must too since you bought this book. Let's get started one word at a time. This book series is designed with the tools you need for a successful learning experience that is both educational and fun.



I'd love to hear from you. We want to highlight your child any chance we can. Send us feedback (on our contact page), ideas, and upload a photo or video of your child/class learning new signs @

<http://www.signbabysign.org/contact-us.php>

Cynthia F Long, Founder