

# Brush Teeth

**Level:** Pre-K, K

**Category:** Bathroom Activity Book

**Topics:** Health


**Materials:** toothpaste, cotton balls, Q-tip, apple, marshmallows, toothpicks, construction paper

Add toothpaste on the brush (cotton balls).  
Count and brush the teeth (use Q-tip).

**Craft:** Mouth full of teeth. Cut a V in an apple.  
Put in marshmallows with toothpicks for the teeth.  
Add a paper tongue.

**Game:** Make a poster of an open mouth with a hole in the middle. Toss in candy. When a score is made, stop to brush the teeth (use new toilet brush).

**Idea:** Read Dr. Seuss The Tooth Book or invite a dentist.



Example


## Brush Teeth

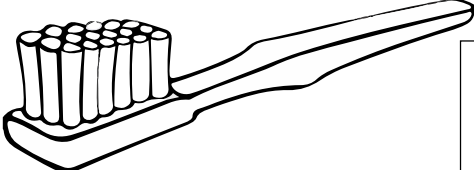

Name \_\_\_\_\_

Date \_\_\_\_\_

Add toothpaste on the brush (cotton balls).  
Count and brush the teeth (use Q-tip).

1 2 3 4 5





Write down how many  
teeth you have here.

www.SignBabySign.org®


Click image for video.

HOW TO SIGN  
BRUSH TEETH




www.SignBabySign.org®

# Brush Teeth



Pretend to brush your teeth.

# Brush Teeth

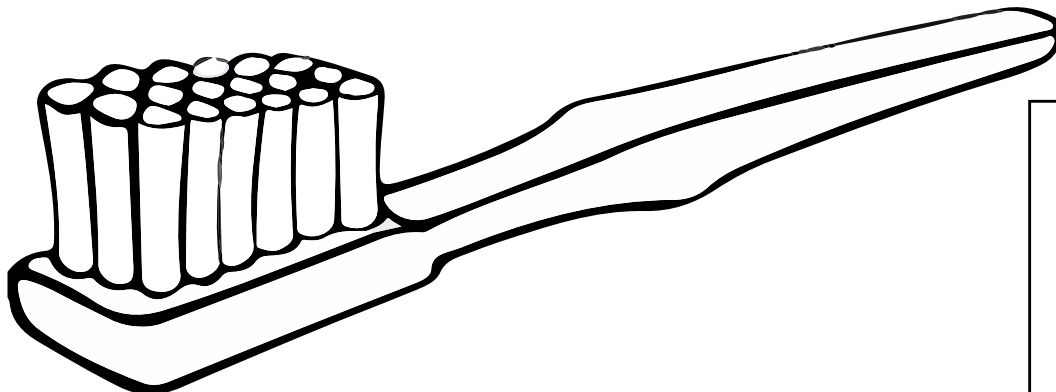



Name \_\_\_\_\_

Date \_\_\_\_\_

Add toothpaste on the brush (cotton balls).  
Count and brush the teeth (use Q-tip).

1 2 3 4 5



Write down how many  
teeth you have here.

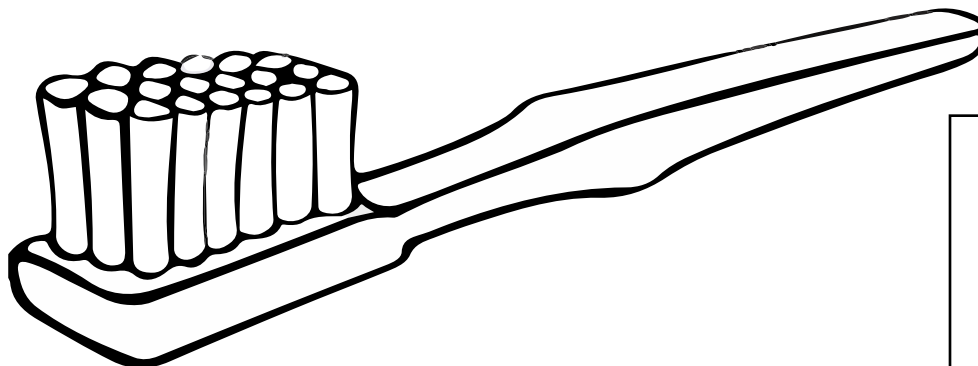
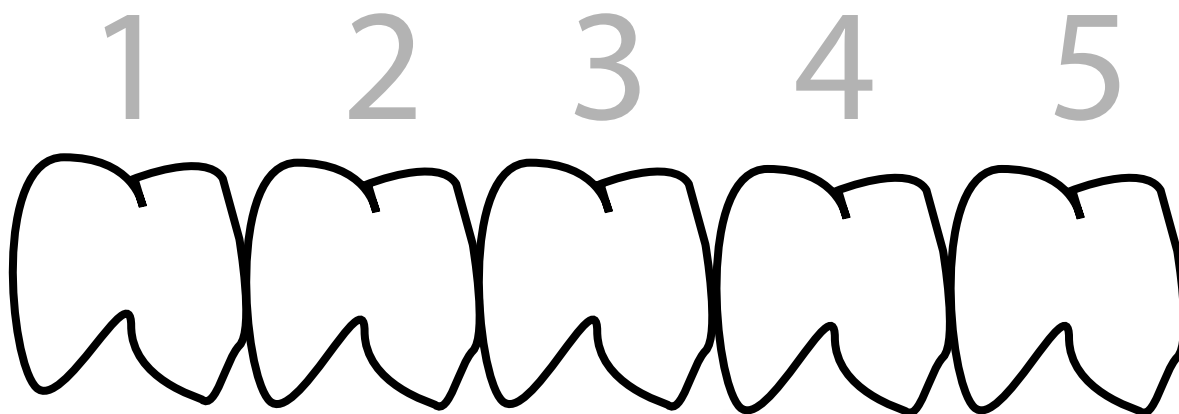

# Brush Teeth

Add toothpaste on the brush (cotton balls).  
Count and brush the teeth (use Q-tip).

Craft: Mouth full of teeth. Cut a V in an apple. Put in marshmallows with toothpicks for the teeth.  
Add a paper tongue.

Game: Make a poster of an open mouth with a hole in the middle. Toss in candy. When a score is made, stop to brush the teeth (use new toilet brush).

Idea: Read Dr. Seuss The Tooth Book or invite a dentist.



Write down how many  
teeth you have here.

Child's Name

[www.signbabysign.org](http://www.signbabysign.org)

Date word was signed

©SignBabySign All rights reserved

# Welcome to **SIGN CLUB** FOR CHILDREN



**Sign Club is a companion to the 20-book series!**



## What is taught in Sign Club?

26 weeks for you to choose from; enough for each school week. Go at your own pace.  
Choose from a holiday theme or pick a topic.

## I don't know enough sign to teach a Sign Club, but you say I can. How?

We have done all the work for you. In this workshop, we show you how to use the free videos, forums, and print any of the resources you need. Membership gives free access to even more!

**All the tools are [here](#) for you to be successful!**

### Teacher's Review



Visit the link for more information.  
[bit.ly/SignClubWorkshop](http://bit.ly/SignClubWorkshop)

### I Want this!



Learn more by visiting our website!  
[ASLTeachingResources.com/Memberships](http://ASLTeachingResources.com/Memberships)



Click on Images



ASL Teaching Resources

~~\$35~~  
**\$19.97**

- Get \$5 extra monthly to shop
- Your money rolls over each month

**PRO Monthly**

**Buy Now**



**5 Tips  
For Using  
Sign with  
Autistic  
Children**

ASL Teaching Resources



ASL Teaching Resources

**Sight Words Practice**

**Bundle**

Sight Words Pre-Primer  
Three big red

Sight Words PRE-PRIMER  
Three Big Red

Three Big Red



**ASL**

**START**

You'll love  
these too!



[bit.ly/MoreASL](https://bit.ly/MoreASL)



# Choose from hundreds of low-prep ASL resources.



**Let us make your worksheets!**  
Pick a plan and start accessing ASL Resources

## About the Author

Cynthia Long is a Nationally Certified Interpreter and the founder of Sign Baby Sign LLC. She has extensive experience homeschooling and interpreting in the classroom for primary, secondary, and post-secondary levels and she is dedicated to providing ASL teaching resources to schools and families across the U.S. All of the ASL resources on [ASLTeachingResources.com](https://ASLTeachingResources.com) are developed from years of experience in educational systems as a Nationally Certified ASL Interpreter.



By purchasing, you agree to the terms of use:



### You may

- For personal use
- Make copies for your classroom, children, or personal use
- Purchase multiple licenses or additional products to share
- Become a member to get more ASL resources

### You may not

- Post this item on a personal or district website (contact us for permission)
- Modify any part to offer to others for free or paid
- Copy or give to other teachers or colleagues

## Feedback

Remember to leave feedback on your purchases to help others know the quality of this product.

Membership saves you money.



<https://bit.ly/aslinfo>



# Learn Sign the Fun Way



**JOIN NOW**



## Member Benefits:

### For Individuals & Schools

- Core-Content Worksheets
- Lesson Plan Books
- Flash Cards & Label Cards
- Wall Charts
- Dice & Other Games
- ASL Word of the Day Podcast
- Sign Club Series
- Online Video Dictionary
- Online ASL Courses
- Professional Development
- DIY Projects
- ASL Gift Shop
- Sight Words
- And more...Everything is ASL!

**More Sign Language!**

[bit.ly/MoreASL](http://bit.ly/MoreASL)



**CLICK - PRINT - Teach**

**See our Amazon books!**

<https://amzn.to/3Gv2wqq>

**amazon**

A note from the founder: Our ASL Resources promote a successful learning experience that is both educational and fun. Whether you're using it for differentiation, extension activities or just for fun, become a member today and start saving hours of prep time. We have everything you need!



**Happy Signing!**

**Cynthia F. Long, Founder**

SignBabySign, LLC

[ASLTeachingResources.com](http://ASLTeachingResources.com)

