

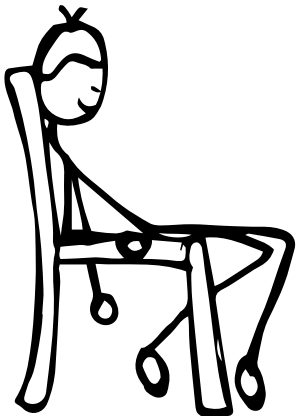
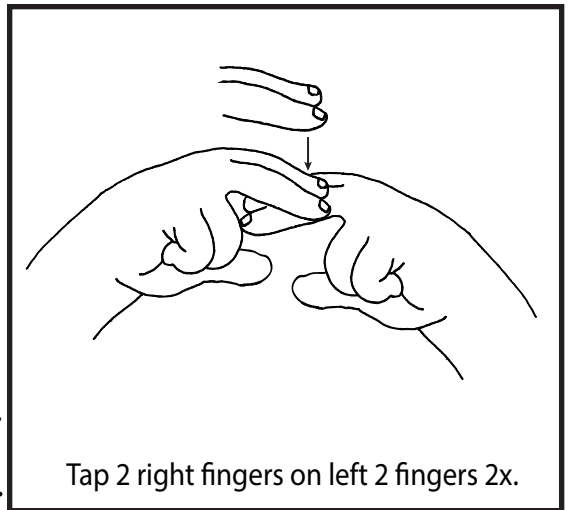
# Sit

Write a word for how these children are sitting. Write it on the lines. Circle the one that is sitting correctly.


Craft: Decorate your chair: name tag, supply bag, etc.

Game: See who can sit on an imaginary chair the longest.


Idea: Talk about the importance of posture; then practice.




\_\_\_\_\_




\_\_\_\_\_



\_\_\_\_\_




\_\_\_\_\_



\_\_\_\_\_

Draw yourself sitting correctly.



\_\_\_\_\_

Child's Name

[www.signbabysign.org](http://www.signbabysign.org)

Date word was signed

©SignBabySign All rights reserved