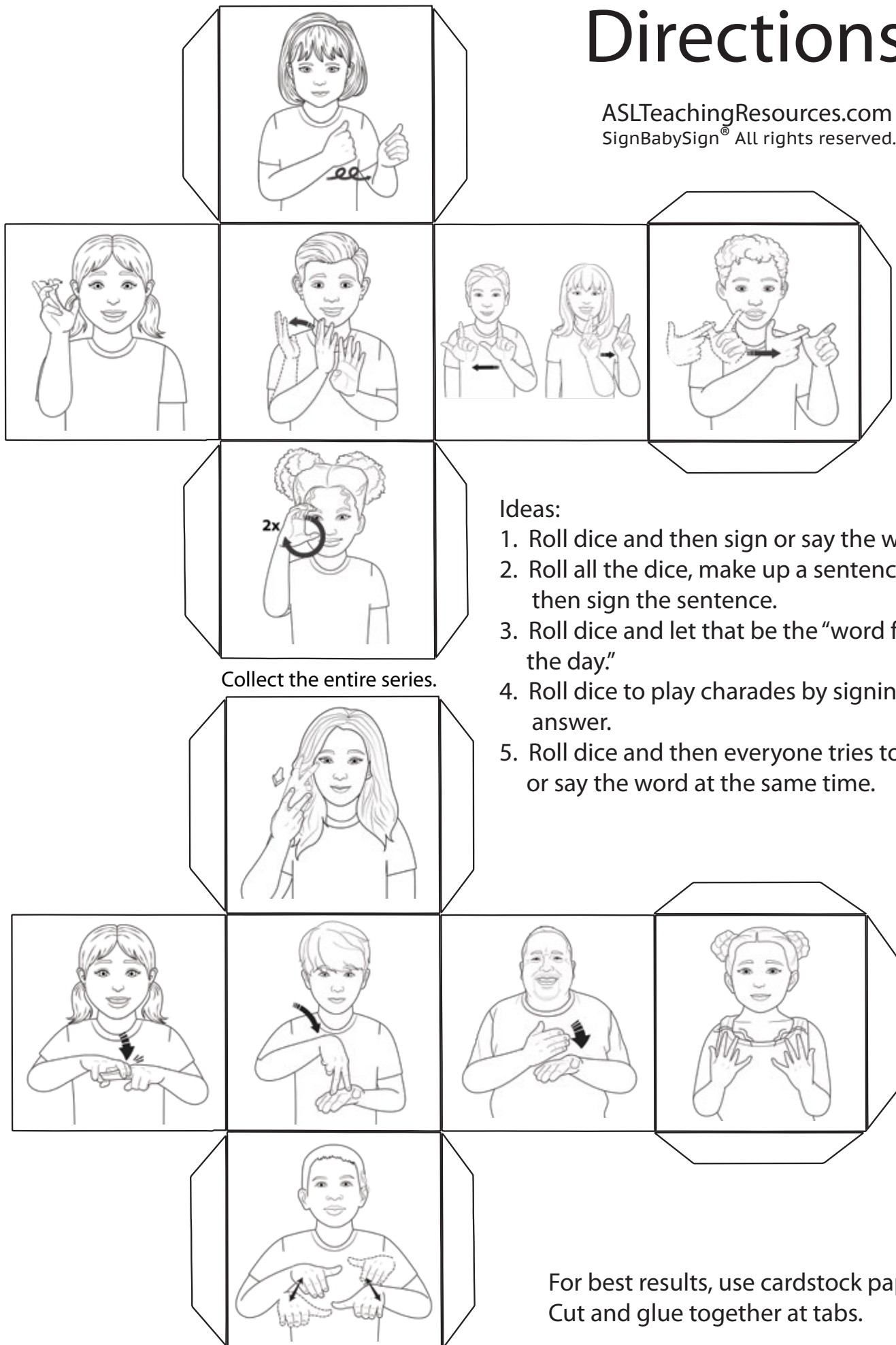


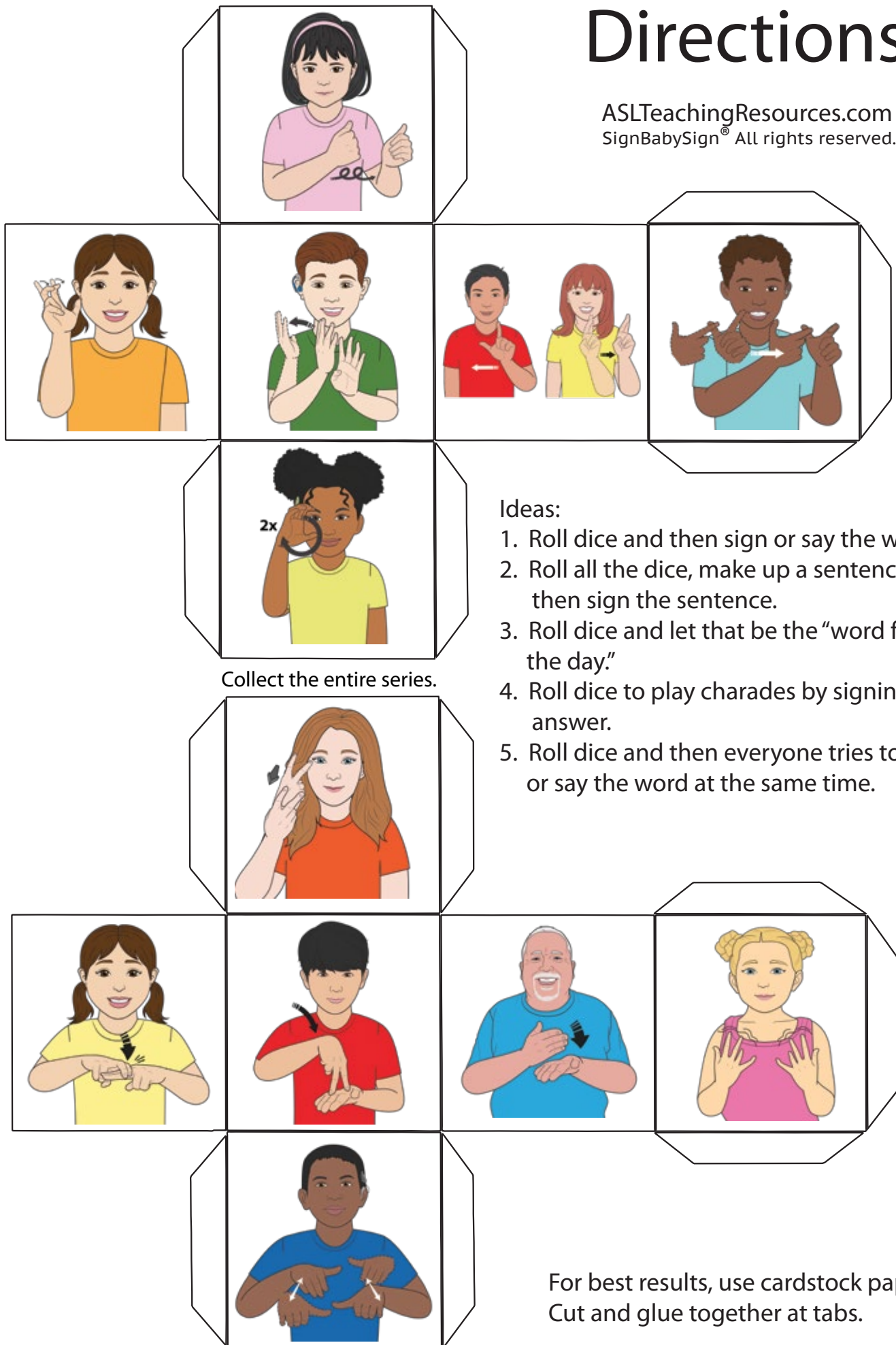
# Directions

ASLTeachingResources.com  
SignBabySign® All rights reserved.



# Directions

ASLTeachingResources.com  
SignBabySign® All rights reserved.



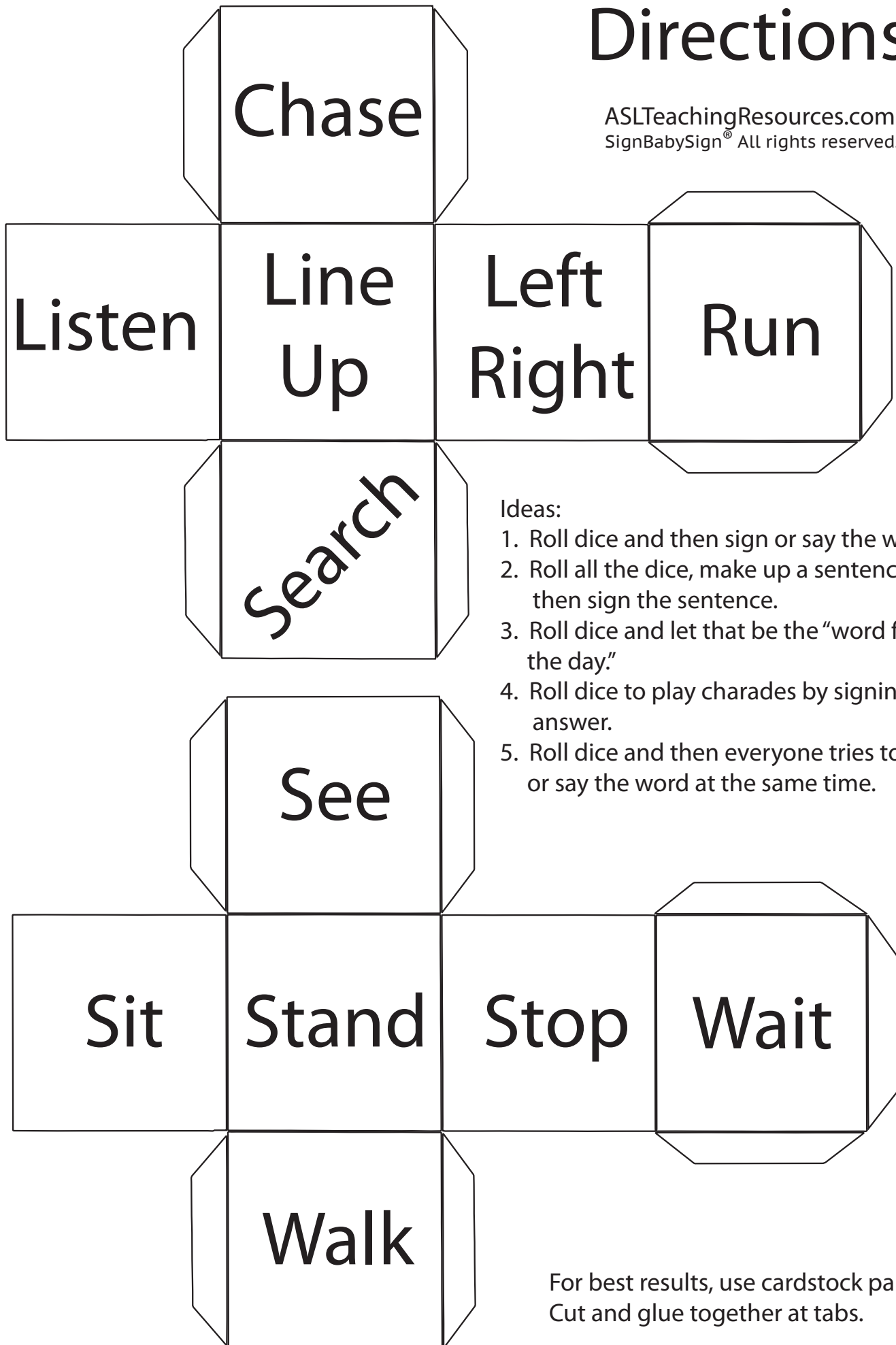
## Ideas:

1. Roll dice and then sign or say the word.
2. Roll all the dice, make up a sentence, and then sign the sentence.
3. Roll dice and let that be the "word for the day."
4. Roll dice to play charades by signing the answer.
5. Roll dice and then everyone tries to sign or say the word at the same time.

For best results, use cardstock paper.  
Cut and glue together at tabs.

# Directions

ASLTeachingResources.com  
SignBabySign® All rights reserved.



## Ideas:

1. Roll dice and then sign or say the word.
2. Roll all the dice, make up a sentence, and then sign the sentence.
3. Roll dice and let that be the "word for the day."
4. Roll dice to play charades by signing the answer.
5. Roll dice and then everyone tries to sign or say the word at the same time.

For best results, use cardstock paper.  
Cut and glue together at tabs.

Low Cost  
Membership

ASL Resources



# Get UNLIMITED ASL Resources Now!

ASL  
Teaching  
Resources

Let us make your worksheets!  
Pick a plan and start accessing ASL Resources

## About the Author

Cynthia Long Nationally Certified Interpreter and founder of Sign Baby Sign LLC. She has extensive experience homeschooling and interpreting in the classroom for primary, secondary, and post-secondary levels; she is dedicated to providing ASL teaching resources to schools and families across the U.S. All of the ASL resources on [ASLTeachingResources.com](http://ASLTeachingResources.com) are developed from years of experience in educational systems as a Nationally Certified ASL Interpreter.



By downloading, you agree to the terms of use.

You may	You may not
<ul style="list-style-type: none"><li>- Use for personal use</li><li>- Use this item with your classroom and/or students (ONLY)</li><li>- Purchase multiple licenses to share item with colleagues</li><li>- Become a member and get hundreds more ASL resources</li></ul>	<ul style="list-style-type: none"><li>- Post this item on a personal, classroom or district website</li><li>- Copy or modify any part of this resource to offer to others for free or paid</li><li>- Copy or give to other teachers or colleagues</li></ul>

## Feedback

Remember to leave feedback on your purchases to help others know the quality of this product.



Free Sign Club: <http://bit.ly/SignClub>

# ASL Resources

Hundreds of resources for busy teachers!  
**Join Now!**

[ASLTeachingResources.com/memberships](http://ASLTeachingResources.com/memberships)

## Member Benefits:

### Memberships for Individuals & Schools

- Core-Content Worksheets
- Lesson Plan Books
- Flash Cards & Label Cards
- Wall Charts
- Dice & Other Games
- ASL Word of the Day Podcast
- Sign Club Series
- Online Video Dictionary
- Online ASL Courses
- Professional Development
- DIY Projects
- ASL Gift Shop
- Sight Words
- And more...Everything is ASL!

## Subscribe for more ASL @

[Podcast](#)

[YouTube.com](#)

[Teacherspayteachers.com](#)

[Facebook.com](#)

[Twitter.com](#)

[ASL Courses](#)

[Instagram.com](#)

[Pinterest.com](#)

[Sign Club](#)

**CLICK - PRINT - TEACH**

**A note from the founder:** I love sign language! I believe in the many benefits it has to offer the classroom. Our ASL resources will promote a successful learning experience that is both educational and fun. Whether you're using it for differentiation, extension activities or just for fun; **become a member today** and start saving hours of prep time.

We have everything you need!



### Happy Signing!

Cynthia F. Long, Founder  
SignBabySign, LLC  
[ASLTeachingResources.com](http://ASLTeachingResources.com)

