

Answers Flashcards



More Lesson
Worksheets [here](#).



View Videos
with QR Code



Get more ASL free with
membership [here](#).



Answers

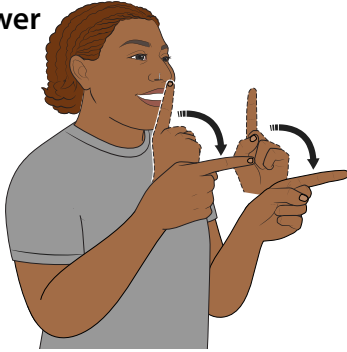


View videos
with QR code.

Name _____


Collect the entire series.

answer



Bend wrist down
simultaneously, end pointing forward.

don't understand



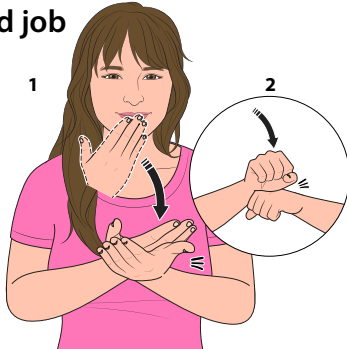
Flick index finger up and shake head.

don't want




Pull hands towards body,
palms up. Flip hands over.

good job




Hand lands on other palm.
Tap fist on top of other fist 2x.

later




L-hand points up, moves in an arch forward.

no




Two fingers touch thumb.

now



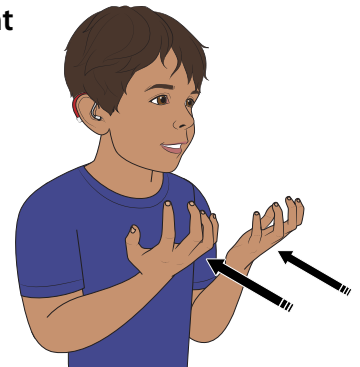
Hands move down a few inches.

right/
correct




Pointer finger lands on other hand.

want



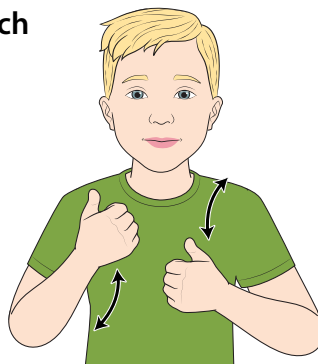
Pull hands towards body, palms up.

where




Palm forward. Swing left to right.

which



Alternate hands several times.

yes



Bend at wrist up and down.

Answers



View videos
with QR code.



Name _____

Collect the entire series.

answer



don't understand



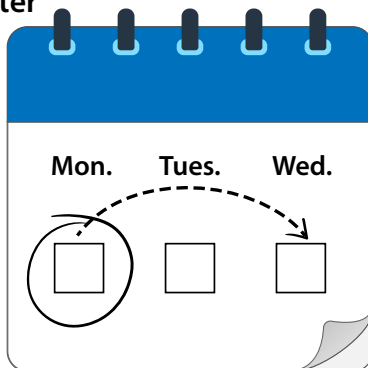
don't want



good job



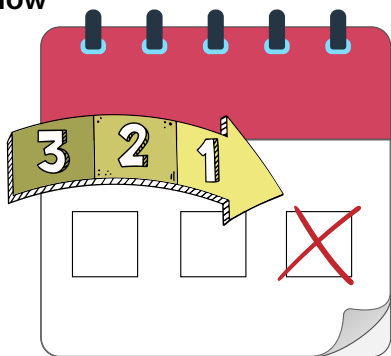
later



no



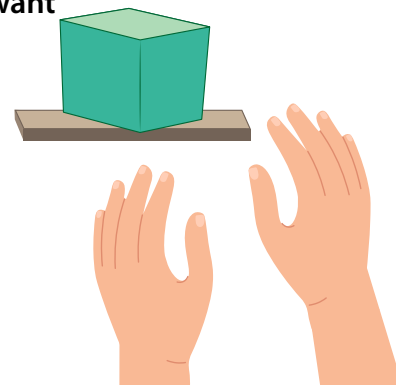
now



right/
correct




want



where



which



yes



Answers


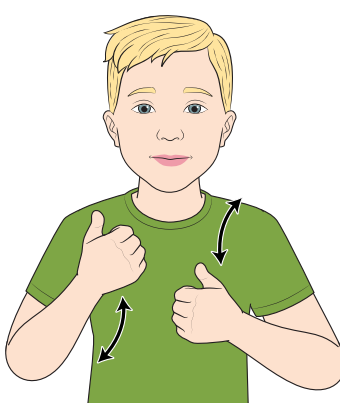





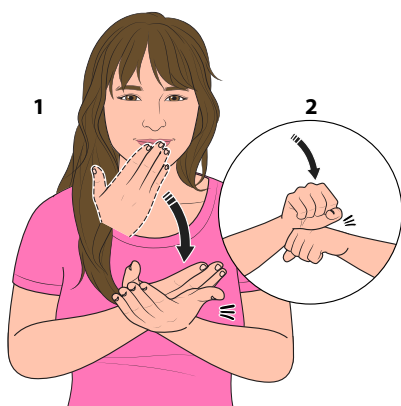
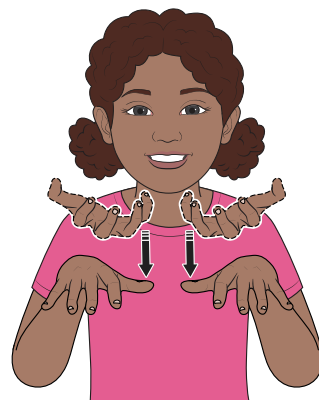

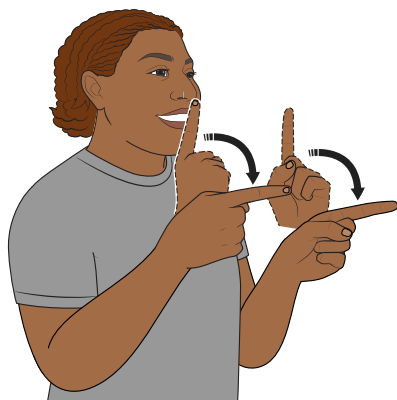


View videos
with QR code.



Name _____

Collect the entire series.



Answers


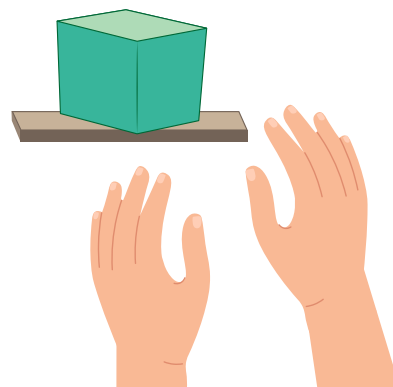
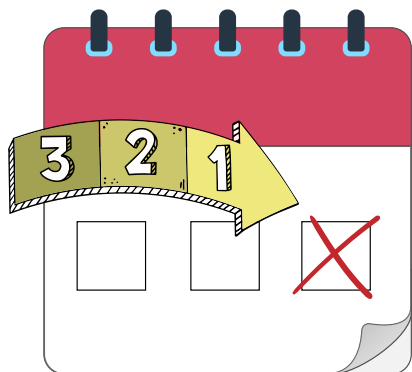
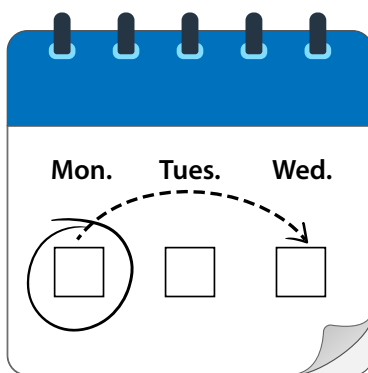


View videos
with QR code.



Name _____

Collect the entire series.



Answers

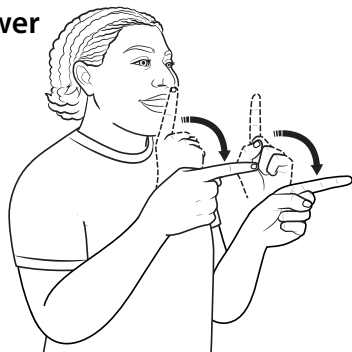


View videos
with QR code.

Name _____

Collect the entire series.

answer



Bend wrist down
simultaneously, end pointing forward.

don't understand



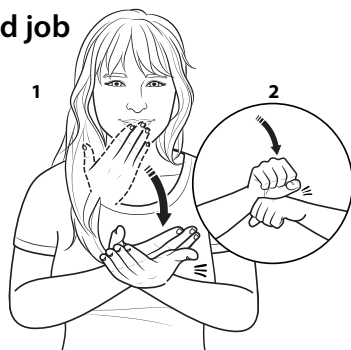
Flick index finger up and shake head.

don't want



Pull hands towards body,
palms up. Flip hands over.

good job



Hand lands on other palm.
Tap fist on top of other fist 2x.

later



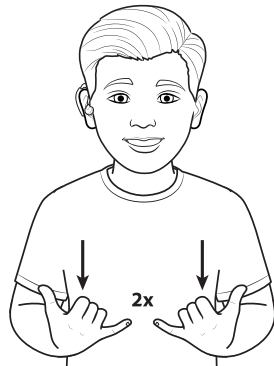
L-hand points up, moves in an arch forward.

no



Two fingers touch thumb.

now



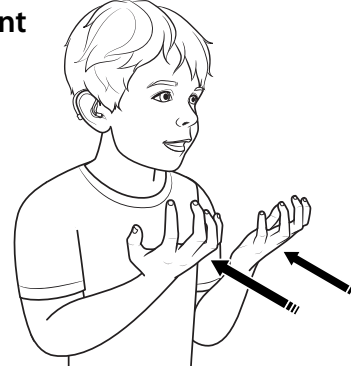
Hands move down a few inches.

right/
correct



Pointer finger lands on other hand.

want




Pull hands towards body, palms up.

where



Palm forward. Swing left to right.

which



Alternate hands several times.

yes



Bend at wrist up and down.

Answers




View videos
with QR code.



Name

Collect the entire series.

answer



don't understand



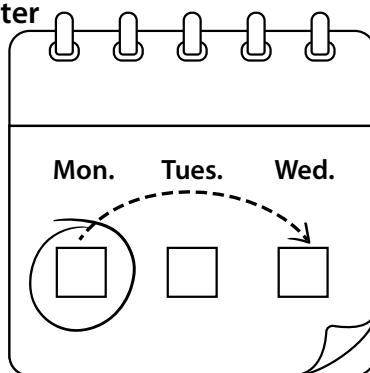
don't want




good job



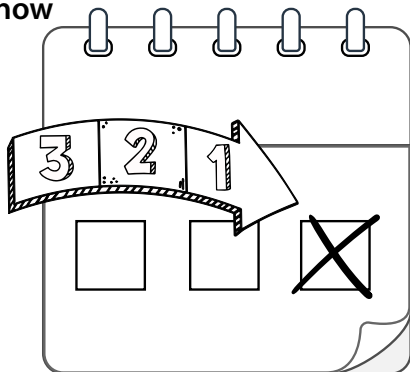
later




no



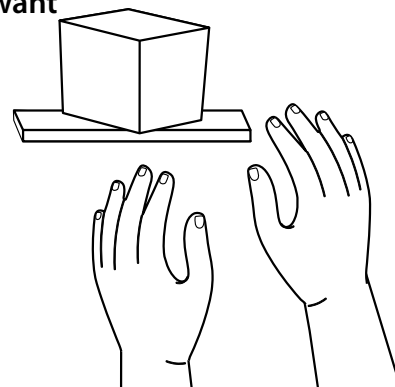
now



right/
correct



want




where



which



yes



Answers


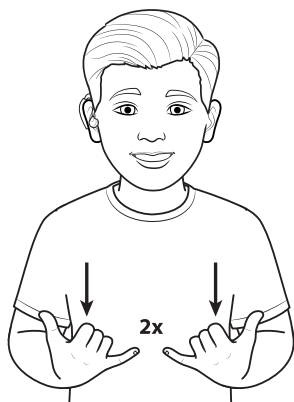
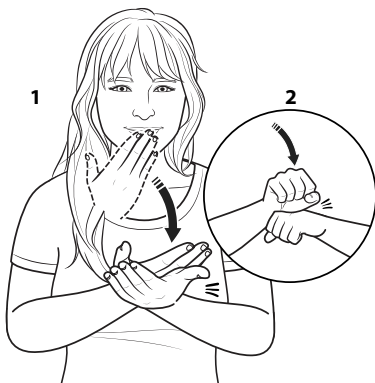



View videos
with QR code.



Name _____

Collect the entire series.



Answers


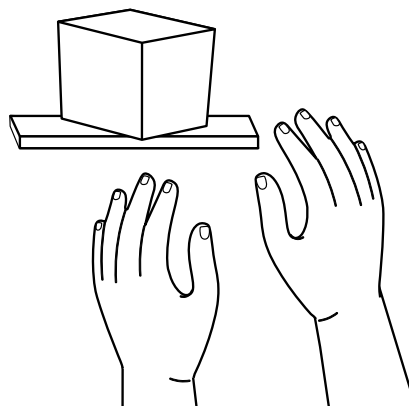



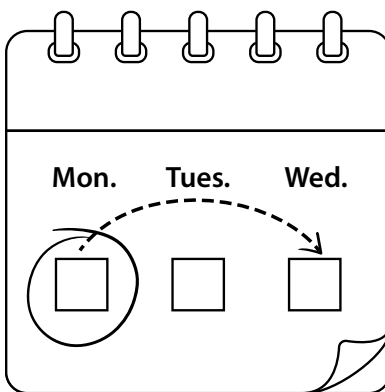



View videos
with QR code.



Name _____

Collect the entire series.



Click on Images



Check these out!



bit.ly/MoreASL

SIGN CLUB:

IGNITE CURIOSITY, SPARK CONNECTIONS!



Easy to Use

CURRICULUM

- Enhanced Communication Skills
- Inclusivity and Diversity
- Stimulate Cognitive Development
- Multi-sensory Learning
- Improve Fine Motor Skills
- Builds Social Skills Development
- Strengthened Vocabulary
- Boost Confidence
- Fun and Engaging Learning Activities
- Encourages Caregiver-Child Bonding



Get Started

bit.ly/SignClubWorkshop





JOIN the ASLTR Community

- Stay up to date with ASL support
- Get FREE resources and coupons

CLICK HERE



<https://bit.ly/asl-update>

**ASL
Teaching
Resources**



Let us make your worksheets!
Pick a plan and start accessing ASL Resources

About the Author

Cynthia Long is a Nationally Certified Interpreter and the founder of Sign Baby Sign LLC. She has extensive experience homeschooling and interpreting in the classroom for primary, secondary, and post-secondary levels and she is dedicated to providing ASL teaching resources to schools and families across the U.S. All of the ASL resources on ASLTeachingResources.com are developed from years of experience in educational systems as a Nationally Certified ASL Interpreter.



By purchasing, you agree to the terms of use:



You may

- For personal use
- Make copies for your classroom, children, or personal use
- Purchase multiple licenses or additional products to share
- Become a member to get more ASL resources

You may not

- Post this item on a personal or district website (contact us for permission)
- Modify any part to offer to others for free or paid
- Copy or give to other teachers or colleagues

Feedback

Remember to leave feedback on your purchases to help others know the quality of this product.

Membership saves you money.



<https://bit.ly/aslinfo>

Learn Sign the Fun Way



JOIN NOW



Member Benefits:

For Individuals & Schools

- Core-Content Worksheets
- Lesson Plan Books
- Flash Cards & Label Cards
- Wall Charts
- Dice & Other Games
- ASL Word of the Day Podcast
- Sign Club Series
- Online Video Dictionary
- Online ASL Courses
- Professional Development
- DIY Projects
- ASL Gift Shop
- Sight Words
- And more...Everything is ASL!



More Sign Language!

bit.ly/MoreASL



CLICK - PRINT - Teach

See our Amazon books!

<https://amzn.to/3Gv2wqq>

amazon

A note from the founder: Our ASL Resources promote a successful learning experience that is both educational and fun. Whether you're using it for differentiation, extension activities or just for fun, become a member today and start saving hours of prep time. We have everything you need!



Happy Signing!

Cynthia F. Long, Founder

SignBabySign, LLC

ASLTeachingResources.com

