

Manners Flashcards



More Lesson Worksheets [here](#).



View Videos with QR Code



Get more ASL free with membership [here](#).



Manners




View videos
with QR code.



Name _____


Collect the entire series.

excuse me




Fingertips move off palm 2x.

listen



3-hand, thumb on ear. Bend fingers 2x.

nice



Hand slides off palm.

patient




Thumb moves down chin 2x.

pay attention



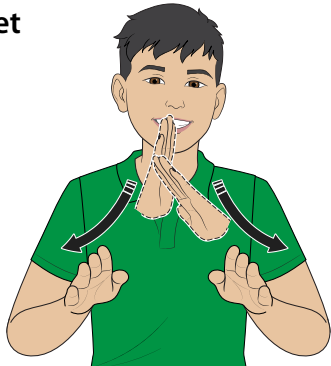
Move hands forward simultaneously.

please



Move hand clockwise on chest.

quiet




Bring hands out and downward.

respect




R-hands move forward
with dip upward action.

share




Pinky slides back and
forth on index finger.

sorry




Move fist clockwise on chest.

thank you



Move hand like you are blowing a kiss.

you're
welcome



Bring hand in to touch the chest.

Manners



View videos
with QR code.

Name _____

Collect the entire series.

excuse me



listen



nice



patient



pay attention



please



quiet




respect



share



sorry



thank you



you're welcome



Manners











View videos
with QR code.



Name _____

Collect the entire series.



Manners



View videos
with QR code.



Name _____

Collect the entire series.



Manners



View videos
with QR code.

Name _____


Collect the entire series.

excuse me



Fingertips move off palm 2x.

listen



3-hand, thumb on ear. Bend fingers 2x.

nice




Hand slides off palm.

patient



Thumb moves down chin 2x.

pay attention




Move hands forward simultaneously.

please



Move hand clockwise on chest.

quiet



Bring hands out and downward.

respect



R-hands move forward
with dip upward action.

share



Pinky slides back and
forth on index finger.

sorry



Move fist clockwise on chest.

thank you



Move hand like you are blowing a kiss.

**you're
welcome**



Bring hand in to touch the chest.

Manners




View videos
with QR code.


Name _____

Collect the entire series.


excuse me



listen



nice



patient



pay attention



please




quiet



respect



share




sorry



thank you



you're welcome



Manners







View videos
with QR code.



Name _____

Collect the entire series.



Manners







View videos
with QR code.



Name _____

Collect the entire series.



SIGN CLUB:

IGNITE CURIOSITY, SPARK CONNECTIONS!



Easy to Use

CURRICULUM

- Enhanced Communication Skills
- Inclusivity and Diversity
- Stimulate Cognitive Development
- Multi-sensory Learning
- Improve Fine Motor Skills
- Builds Social Skills Development
- Strengthened Vocabulary
- Boost Confidence
- Fun and Engaging Learning Activities
- Encourages Caregiver-Child Bonding



Get Started

bit.ly/SignClubWorkshop



Click on Images



You'll love these too!



bit.ly/MoreASL



Choose from hundreds of low-prep ASL resources.



Let us make your worksheets!
Pick a plan and start accessing ASL Resources

About the Author

Cynthia Long is a Nationally Certified Interpreter and the founder of Sign Baby Sign LLC. She has extensive experience homeschooling and interpreting in the classroom for primary, secondary, and post-secondary levels and she is dedicated to providing ASL teaching resources to schools and families across the U.S. All of the ASL resources on ASLTeachingResources.com are developed from years of experience in educational systems as a Nationally Certified ASL Interpreter.



By purchasing, you agree to the terms of use:



You may

- For personal use
- Make copies for your classroom, children, or personal use
- Purchase multiple licenses or additional products to share
- Become a member to get more ASL resources

You may not

- Post this item on a personal or district website (contact us for permission)
- Modify any part to offer to others for free or paid
- Copy or give to other teachers or colleagues

Feedback

Remember to leave feedback on your purchases to help others know the quality of this product.

Membership saves you money.



<https://bit.ly/aslinfo>

Learn Sign the Fun Way



JOIN NOW



Member Benefits:

For Individuals & Schools

- Core-Content Worksheets
- Lesson Plan Books
- Flash Cards & Label Cards
- Wall Charts
- Dice & Other Games
- ASL Word of the Day Podcast
- Sign Club Series
- Online Video Dictionary
- Online ASL Courses
- Professional Development
- DIY Projects
- ASL Gift Shop
- Sight Words
- And more...Everything is ASL!

More Sign Language!

bit.ly/MoreASL



CLICK - PRINT - Teach

See our Amazon books!

<https://amzn.to/3Gv2wqq>

amazon

A note from the founder: Our ASL Resources promote a successful learning experience that is both educational and fun. Whether you're using it for differentiation, extension activities or just for fun, become a member today and start saving hours of prep time. We have everything you need!



Happy Signing!

Cynthia F. Long, Founder

SignBabySign, LLC

ASLTeachingResources.com

