

Clothes

Flashcards



More Lesson
Worksheets [here](#).



View Videos
with QR Code



Get more ASL free with
membership [here](#).



Clothes

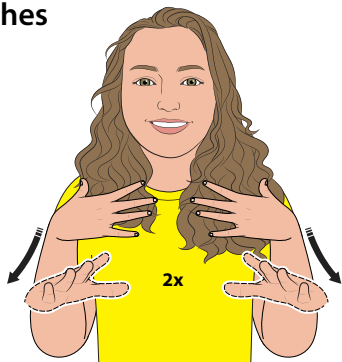


View videos
with QR code.

Name _____

Collect the entire series.

clothes



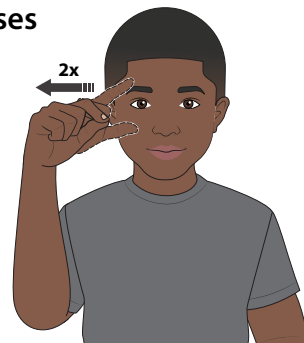
Brush thumbs downward off chest.

coat



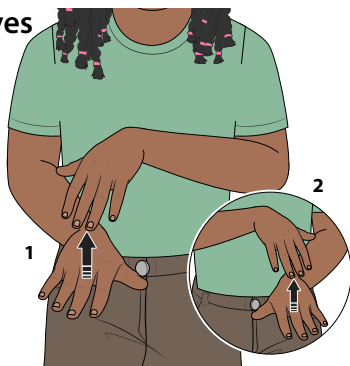
Bring fist down in
small arch, palm out to palm in.

glasses




One or two hands, move
outward and close finger(s) 2x.

gloves



Slide one hand up other hand. Alternate.

hat



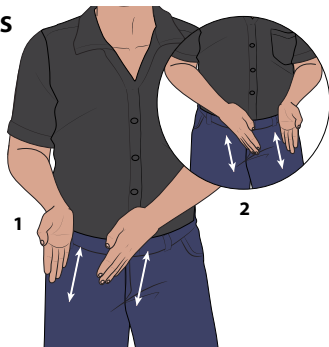
Pat head 2x.

pajamas




Fingerspell "P" and "J".

pants



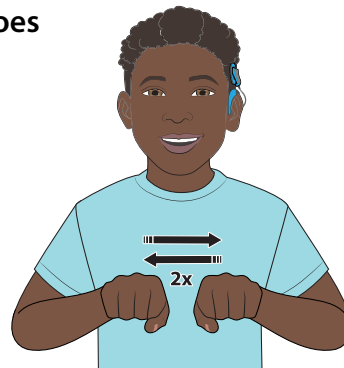
Both hands move
down one leg then other leg.

shirt



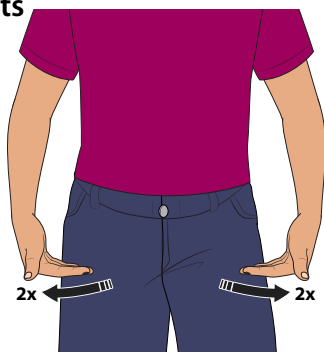
Pull upward slightly on your shirt 2x.

shoes




Tap fists together 2x.

shorts



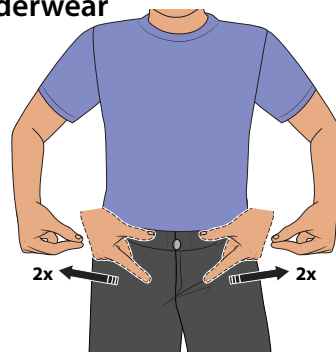
Bent hands brush off legs 2x.

socks



Alternate rubbing sides
of fingers, palms facing down.

underwear



Close fingers as you pull outward 2x.

Clothes



View videos
with QR code.



Name

Collect the entire series.

clothes



coat



glasses



gloves



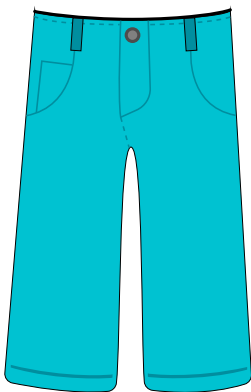
hat




pajamas



pants



shirt



shoes




shorts



socks



underwear



Clothes

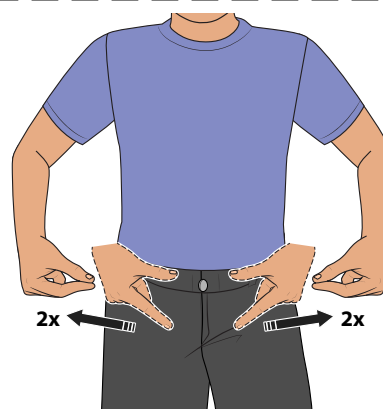

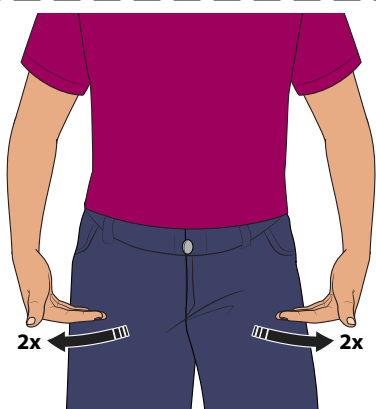


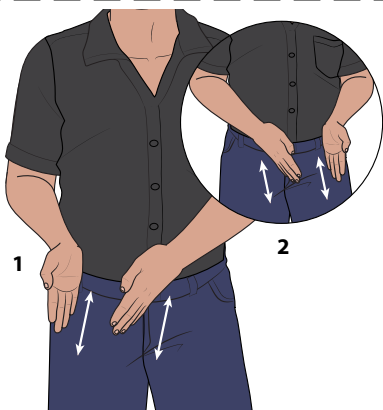

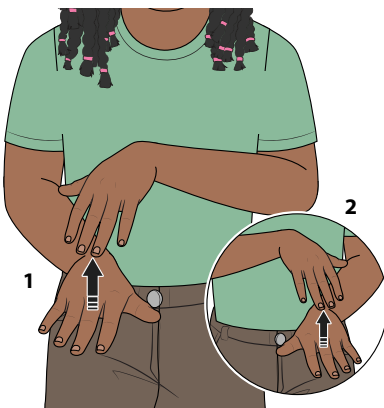
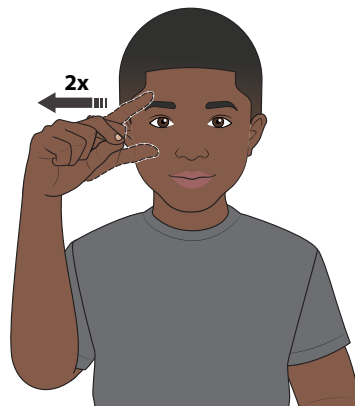



View videos
with QR code.



Name _____

Collect the entire series.



Clothes





View videos
with QR code.



Name

Collect the entire series.



Clothes




View videos
with QR code.

Name _____


Collect the entire series.

clothes



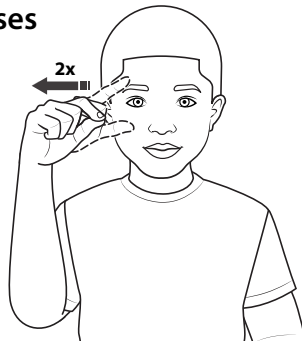
Brush thumbs downward off chest.

coat



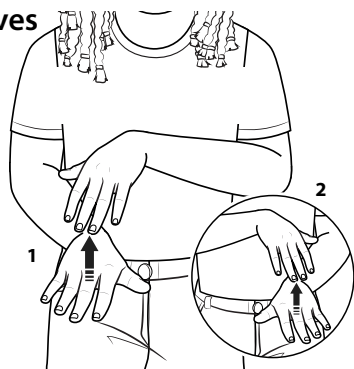
Bring fist down in
small arch, palm out to palm in.

glasses



One or two hands, move
outward and close finger(s) 2x.

gloves



Slide one hand up other hand. Alternate.

hat



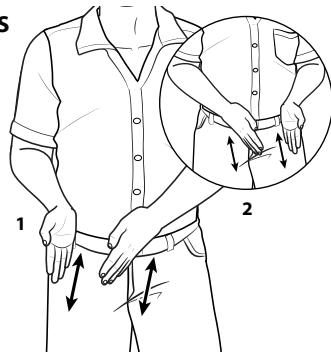
Pat head 2x.

pajamas



Fingerspell "P" and "J".

pants



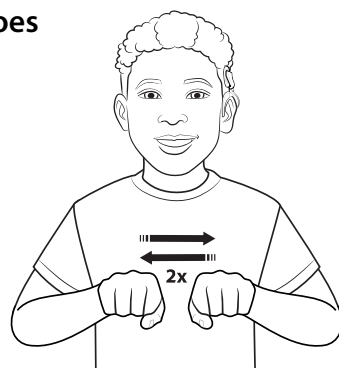
Both hands move
down one leg then other leg.

shirt



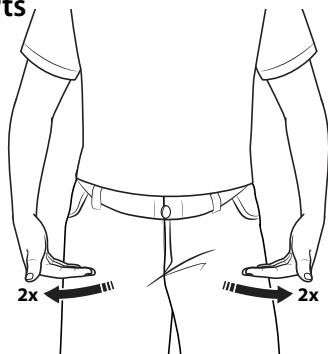
Pull upward slightly on your shirt 2x.

shoes




Tap fists together 2x.

shorts



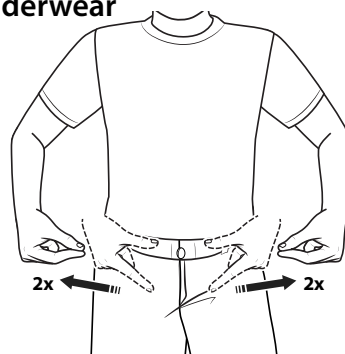
Bent hands brush off legs 2x.

socks



Alternate rubbing sides
of fingers, palms facing down.

underwear



Close fingers as you pull outward 2x.

Clothes




View videos
with QR code.




Name

Collect the entire series.

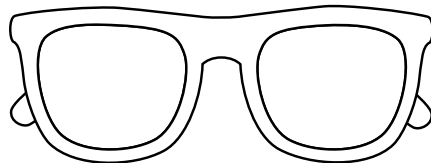
clothes



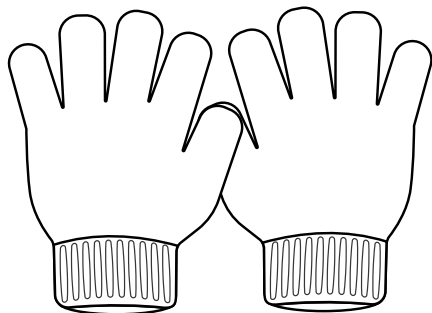
coat




glasses



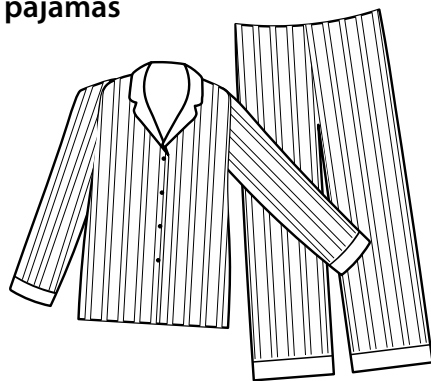
gloves



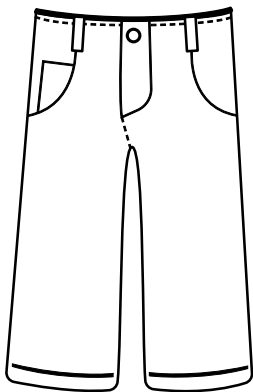
hat




pajamas




pants



shirt



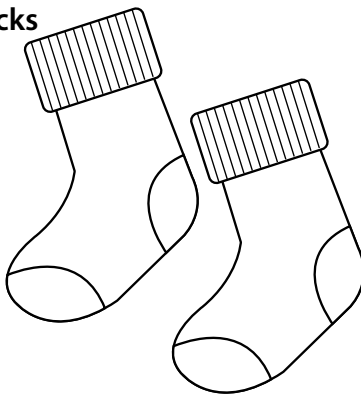
shoes



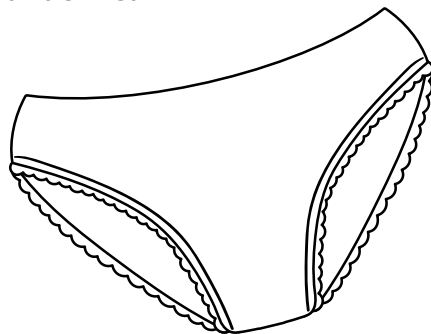
shorts



socks



underwear



Clothes

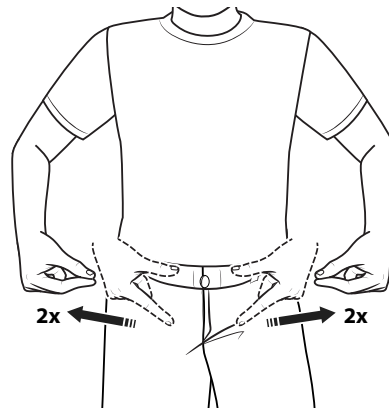

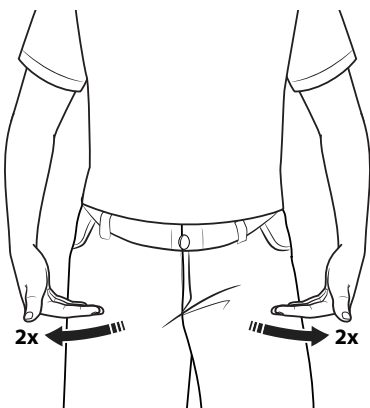

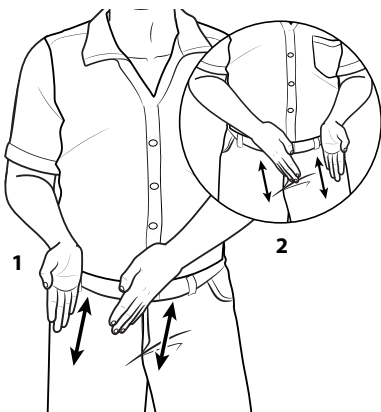

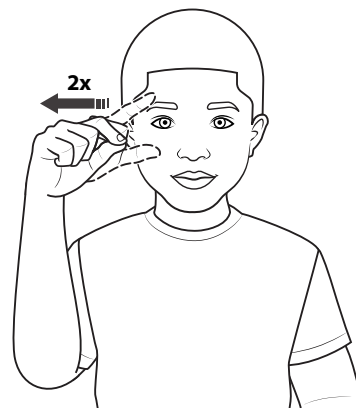



View videos
with QR code.



Name _____

Collect the entire series.



Clothes


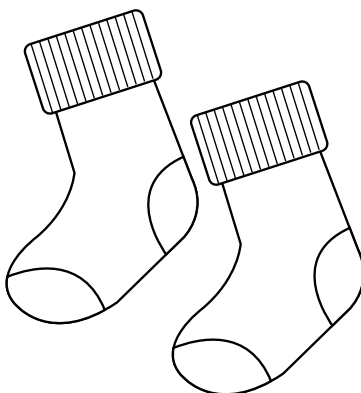



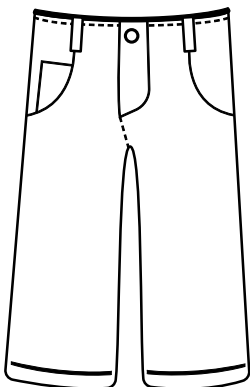


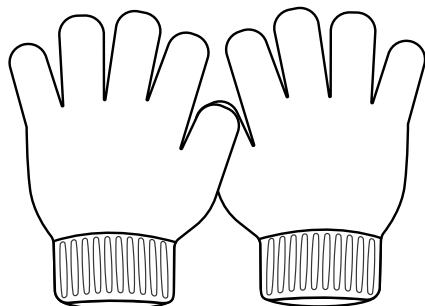
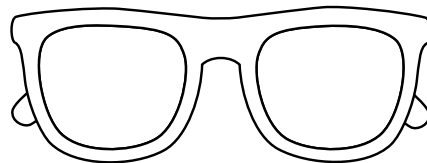



View videos
with QR code.



Name

Collect the entire series.



SIGN CLUB:

IGNITE CURIOSITY, SPARK CONNECTIONS!



Easy to Use

CURRICULUM

- Enhanced Communication Skills
- Inclusivity and Diversity
- Stimulate Cognitive Development
- Multi-sensory Learning
- Improve Fine Motor Skills
- Builds Social Skills Development
- Strengthened Vocabulary
- Boost Confidence
- Fun and Engaging Learning Activities
- Encourages Caregiver-Child Bonding



Get Started

bit.ly/SignClubWorkshop



Click on Images




You'll love these too!



bit.ly/MoreASL



Choose from hundreds of low-prep ASL resources.



Let us make your worksheets!
Pick a plan and start accessing ASL Resources

About the Author

Cynthia Long is a Nationally Certified Interpreter and the founder of Sign Baby Sign LLC. She has extensive experience homeschooling and interpreting in the classroom for primary, secondary, and post-secondary levels and she is dedicated to providing ASL teaching resources to schools and families across the U.S. All of the ASL resources on ASLTeachingResources.com are developed from years of experience in educational systems as a Nationally Certified ASL Interpreter.



By purchasing, you agree to the terms of use:



You may

- For personal use
- Make copies for your classroom, children, or personal use
- Purchase multiple licenses or additional products to share
- Become a member to get more ASL resources

You may not

- Post this item on a personal or district website (contact us for permission)
- Modify any part to offer to others for free or paid
- Copy or give to other teachers or colleagues

Feedback

Remember to leave feedback on your purchases to help others know the quality of this product.

Membership saves you money.



<https://bit.ly/aslinfo>

Learn Sign the Fun Way



JOIN NOW



Member Benefits:

For Individuals & Schools

- Core-Content Worksheets
- Lesson Plan Books
- Flash Cards & Label Cards
- Wall Charts
- Dice & Other Games
- ASL Word of the Day Podcast
- Sign Club Series
- Online Video Dictionary
- Online ASL Courses
- Professional Development
- DIY Projects
- ASL Gift Shop
- Sight Words
- And more...Everything is ASL!

More Sign Language!

bit.ly/MoreASL



CLICK - PRINT - Teach

See our Amazon books!

<https://amzn.to/3Gv2wqq>

amazon

A note from the founder: Our ASL Resources promote a successful learning experience that is both educational and fun. Whether you're using it for differentiation, extension activities or just for fun, become a member today and start saving hours of prep time. We have everything you need!



Happy Signing!

Cynthia F. Long, Founder

SignBabySign, LLC

ASLTeachingResources.com

