

Outdoors



More Lesson
Worksheets [here](#).



View Videos
with QR Code



Get more ASL free with
membership [here](#).



Outdoors



View videos
with QR code.

Name _____


Collect the entire series.

ball



Claw hand fingers tap 2x,
like you are holding a ball.

bike



Your hands become the pedals.

boat




Move hands forward, up-down slightly.

bug



Thumb on nose, wiggle two fingers.

car



Pretend to drive a steering wheel.

flower



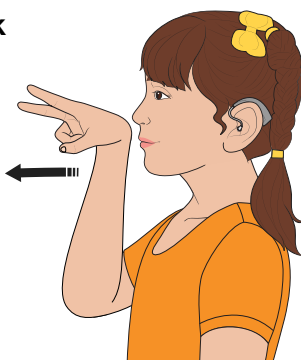
O-hand moves from
one side to other side of nose.

lake



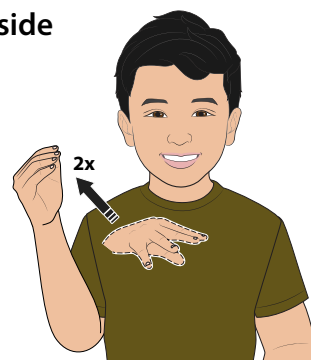
Begin with thumbs touching. Follow
arrows outward. Thumbs touch again.

look




V-hand moves forward from the eyes.

outside




Open hand comes to a close (upward) 2x.

rock




Fist taps other fist 2x.

swim



Move hands outward 2x.

tree



Twist hand left to right 2x.

Outdoors




View videos
with QR code.


Name

Collect the entire series.

ball



bike



boat




bug




car



flower




lake




look



outside




rock



swim



tree



Outdoors

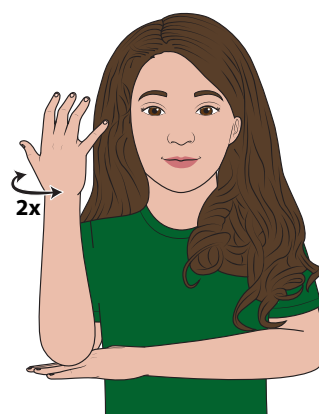

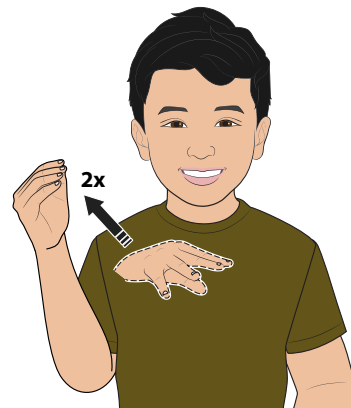
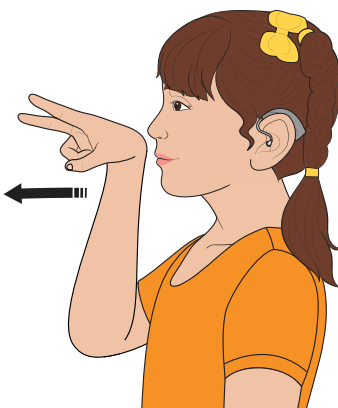



View videos
with QR code.



Name _____

Collect the entire series.



Outdoors

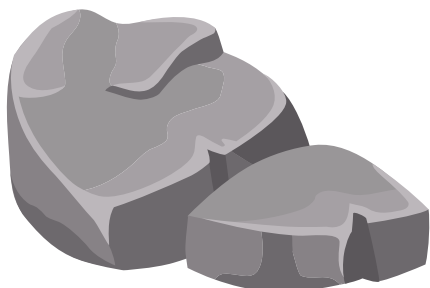




View videos
with QR code.



Name

Collect the entire series.



Outdoors



View videos
with QR code.

Name _____

Collect the entire series.

ball



Claw hand fingers tap 2x,
like you are holding a ball.

bike



Your hands become the pedals.

boat



Move hands forward, up-down slightly.

bug



Thumb on nose, wiggle two fingers.

car




Pretend to drive a steering wheel.

flower



O-hand moves from
one side to other side of nose.

lake




Begin with thumbs touching. Follow
arrows outward. Thumbs touch again.

look




V-hand moves forward from the eyes.

outside




Open hand comes to a close (upward) 2x.

rock




Fist taps other fist 2x.

swim



Move hands outward 2x.

tree



Twist hand left to right 2x.

Outdoors



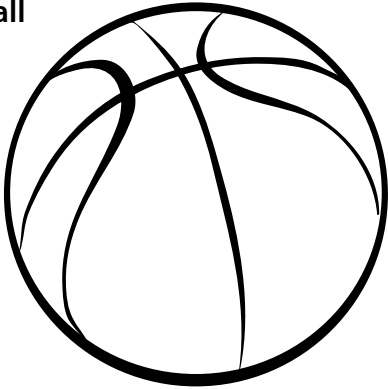
View videos
with QR code.




Name

Collect the entire series.


ball




bike



boat




bug




car



flower




lake



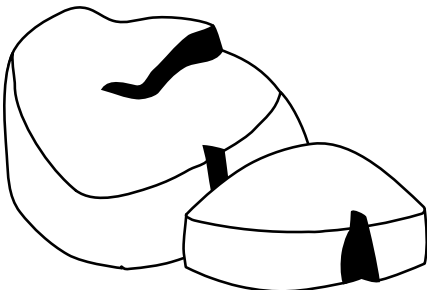
look




outside




rock



swim



tree



Outdoors


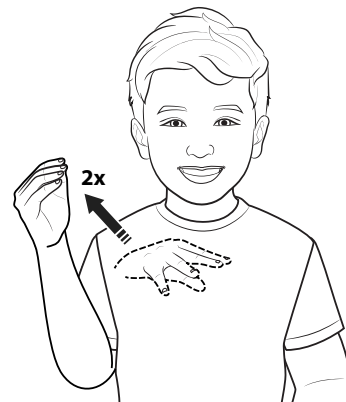




View videos
with QR code.



Name _____

Collect the entire series.



Outdoors



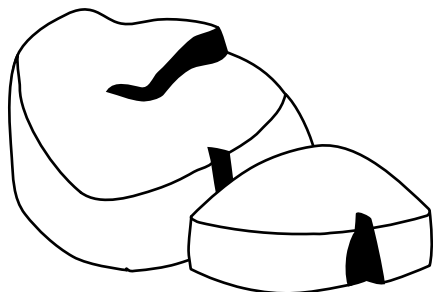








View videos
with QR code.



Name

Collect the entire series.



SIGN CLUB:

IGNITE CURIOSITY, SPARK CONNECTIONS!



Easy to Use

CURRICULUM

- Enhanced Communication Skills
- Inclusivity and Diversity
- Stimulate Cognitive Development
- Multi-sensory Learning
- Improve Fine Motor Skills
- Builds Social Skills Development
- Strengthened Vocabulary
- Boost Confidence
- Fun and Engaging Learning Activities
- Encourages Caregiver-Child Bonding

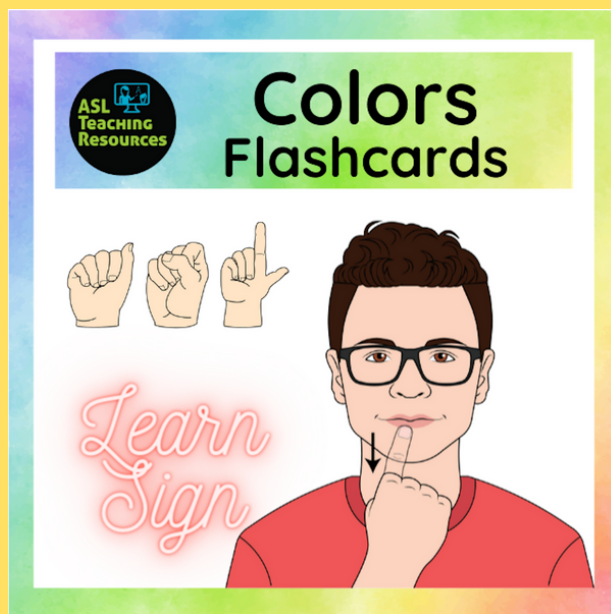


Get Started

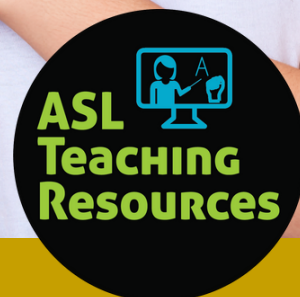
bit.ly/SignClubWorkshop



Click on Images




Check these out!



bit.ly/MoreASL



Choose from hundreds of low-prep ASL resources.



Let us make your worksheets!
Pick a plan and start accessing ASL Resources

About the Author

Cynthia Long is a Nationally Certified Interpreter and the founder of Sign Baby Sign LLC. She has extensive experience homeschooling and interpreting in the classroom for primary, secondary, and post-secondary levels and she is dedicated to providing ASL teaching resources to schools and families across the U.S. All of the ASL resources on ASLTeachingResources.com are developed from years of experience in educational systems as a Nationally Certified ASL Interpreter.



By purchasing, you agree to the terms of use:



You may

- For personal use
- Make copies for your classroom, children, or personal use
- Purchase multiple licenses or additional products to share
- Become a member to get more ASL resources

You may not

- Post this item on a personal or district website (contact us for permission)
- Modify any part to offer to others for free or paid
- Copy or give to other teachers or colleagues

Feedback

Remember to leave feedback on your purchases to help others know the quality of this product.

Membership saves you money.



<https://bit.ly/aslinfo>

Learn Sign the Fun Way



JOIN NOW



Member Benefits:

For Individuals & Schools

- Core-Content Worksheets
- Lesson Plan Books
- Flash Cards & Label Cards
- Wall Charts
- Dice & Other Games
- ASL Word of the Day Podcast
- Sign Club Series
- Online Video Dictionary
- Online ASL Courses
- Professional Development
- DIY Projects
- ASL Gift Shop
- Sight Words
- And more...Everything is ASL!

More Sign Language!

bit.ly/MoreASL



CLICK - PRINT - Teach

See our Amazon books!

<https://amzn.to/3Gv2wqq>

amazon

A note from the founder: Our ASL Resources promote a successful learning experience that is both educational and fun. Whether you're using it for differentiation, extension activities or just for fun, become a member today and start saving hours of prep time. We have everything you need!



Happy Signing!

Cynthia F. Long, Founder

SignBabySign, LLC

ASLTeachingResources.com

