

Directions Flashcards



More Lesson
Worksheets [here](#).



View Videos
with QR Code



Get more ASL free with
membership [here](#).



Unlock the World of **SIGN LANGUAGE** with **SIGN CLUB**



Easy to Use **CURRICULUM**

- Enhanced Communication Skills
- Inclusivity and Diversity
- Stimulate Cognitive Development
- Multi-sensory Learning
- Improve Fine Motor Skills
- Builds Social Skills Development
- Strengthened Vocabulary
- Boost Confidence
- Fun and Engaging Learning Activities
- Encourages Caregiver-Child Bonding



Get Started

bit.ly/SignClubWorkshop



Directions



View videos
with QR code.

Name _____


Collect the entire series.

chase



Hand moves in circles towards other hand.

left / right




One at a time, move hand.
L-hand for left. R-hand for right.

line up



Thumb touches pinky. Hands pull apart.

listen




Thumb on ear. Bend fingers 2x.

run




Hands move forward
as index finger bends 2x.

search




C-hand moves in a circle several times.

see



V-hand moves forward from eyes.

sit




Bent U-hand taps other U-hand.

stand




V-hand touches palm.

stop



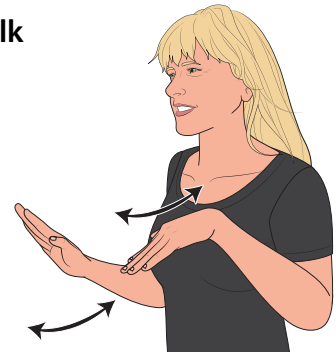
Edge of hand lands on other palm.

wait



Wiggle fingers.

walk



Hands slide back and forth
in front of your chest.

Directions



View videos
with QR code.

Name

Collect the entire series.

chase



left / right



line up



listen




run



search




see



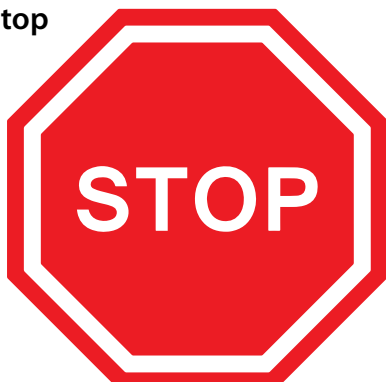
sit



stand



stop



wait



walk



Directions

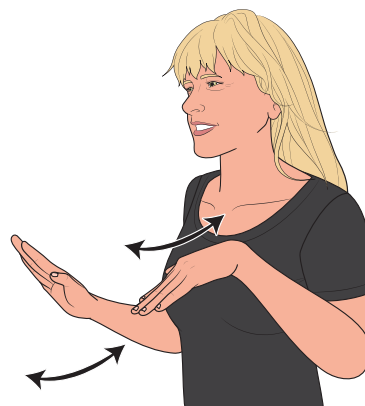




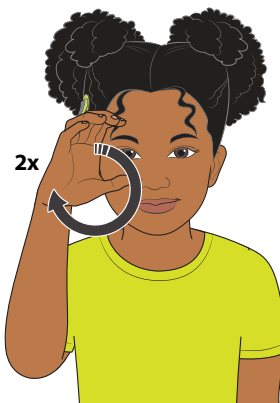





View videos
with QR code.



Name

Collect the entire series.



Directions


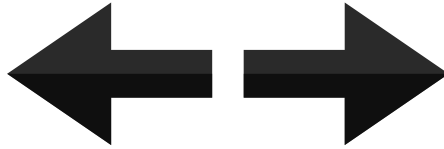


View videos
with QR code.



Name _____

Collect the entire series.



Directions



View videos
with QR code.



Name _____

Collect the entire series.

chase




Hand moves in circles towards other hand.

left / right




One at a time, move hand.
L-hand for left. R-hand for right.

line up



Thumb touches pinky. Hands pull apart.

listen




Thumb on ear. Bend fingers 2x.

run



Hands move forward
as index finger bends 2x.

search



C-hand moves in a circle several times.

see



V-hand moves forward from eyes.

sit




Bent U-hand taps other U-hand.

stand



V-hand touches palm.

stop



Edge of hand lands on other palm.

wait



Wiggle fingers.

walk



Hands slide back and forth
in front of your chest.

Directions



View videos
with QR code.

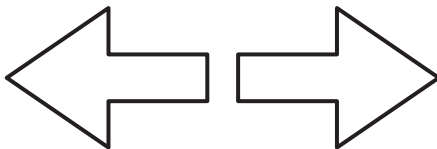
Name _____

Collect the entire series.

chase




left / right



line up



listen




run



search




see




sit



stand



stop



wait



walk



Directions


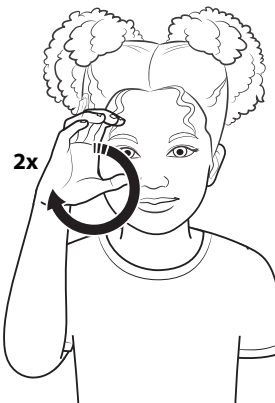




View videos
with QR code.



Name

Collect the entire series.



Directions




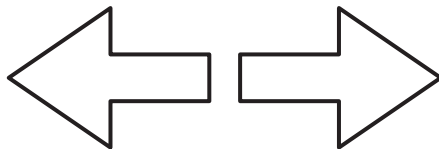


View videos
with QR code.



Name

Collect the entire series.



Click on Images



You'll love these too!



bit.ly/MoreASL



JOIN the ASLTR Community

- Stay up to date with ASL support
- Get FREE resources and coupons

CLICK HERE



<https://bit.ly/asl-update>

**ASL
Teaching
Resources**



Let us make your worksheets!
Pick a plan and start accessing ASL Resources

About the Author

Cynthia Long is a Nationally Certified Interpreter and the founder of Sign Baby Sign LLC. She has extensive experience homeschooling and interpreting in the classroom for primary, secondary, and post-secondary levels and she is dedicated to providing ASL teaching resources to schools and families across the U.S. All of the ASL resources on ASLTeachingResources.com are developed from years of experience in educational systems as a Nationally Certified ASL Interpreter.



By purchasing, you agree to the terms of use:



You may

- For personal use
- Make copies for your classroom, children, or personal use
- Purchase multiple licenses or additional products to share
- Become a member to get more ASL resources

You may not

- Post this item on a personal or district website (contact us for permission)
- Modify any part to offer to others for free or paid
- Copy or give to other teachers or colleagues

Feedback

Remember to leave feedback on your purchases to help others know the quality of this product.

Membership saves you money.



<https://bit.ly/aslinfo>

Learn Sign the Fun Way



JOIN NOW



Member Benefits:

For Individuals & Schools

- Core-Content Worksheets
- Lesson Plan Books
- Flash Cards & Label Cards
- Wall Charts
- Dice & Other Games
- ASL Word of the Day Podcast
- Sign Club Series
- Online Video Dictionary
- Online ASL Courses
- Professional Development
- DIY Projects
- ASL Gift Shop
- Sight Words
- And more...Everything is ASL!



More Sign Language!
bit.ly/MoreASL



CLICK - PRINT - Teach

See our Amazon books!

<https://amzn.to/3Gv2wqq>

amazon

A note from the founder: Our ASL Resources promote a successful learning experience that is both educational and fun. Whether you're using it for differentiation, extension activities or just for fun, become a member today and start saving hours of prep time. We have everything you need!



Happy Signing!

Cynthia F. Long, Founder
SignBabySign, LLC
ASLTeachingResources.com

