

Bathroom Flashcards



More Lesson Worksheets [here](#).



View Videos with QR Code



Get more ASL free with membership [here](#).



Bathroom

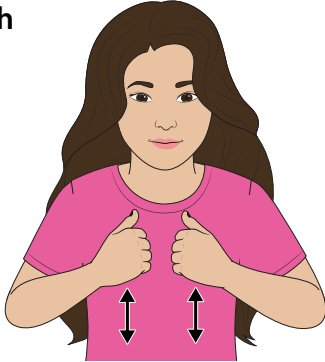


View videos
with QR code.

Name _____


Collect the entire series.

bath



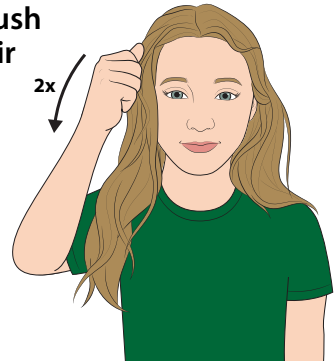
On chest, alternate fists up & down.

bathroom



Shake T-hand left to right a few times.

**brush
hair**



Pretend to brush your hair.

**brush
teeth**



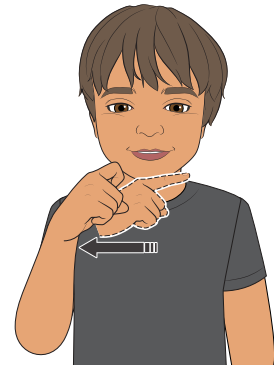
Pretend to brush your teeth.

dirty




Hand under chin. Wiggle fingers.

dry



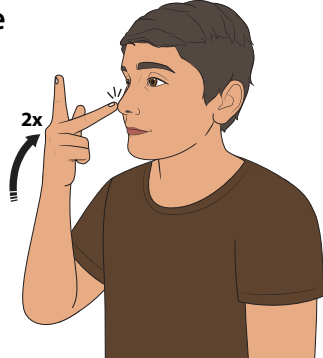
Finger bends as you slide it across chin.

mirror



Rotate wrist (check your reflection).

pee




Middle finger of P-hand taps nose 2x.

poop



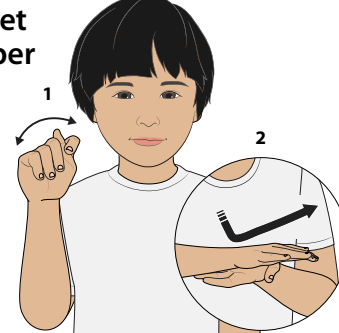
Keep fist still. Pull out A-hand.

soap




Wipe the fingertips off palm 2x.

**toilet
paper**



Shake T-hand left to right a few times.
Edge of palms brushes off 2x.

**wash
hands**



A-hands rub in circles.

Bathroom



View videos
with QR code.


Name

Collect the entire series.

bath



bathroom



brush
hair




brush
teeth



dirty



dry



mirror



pee



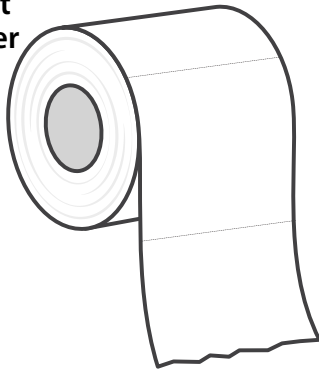
poop



soap



toilet
paper



wash
hands



Bathroom


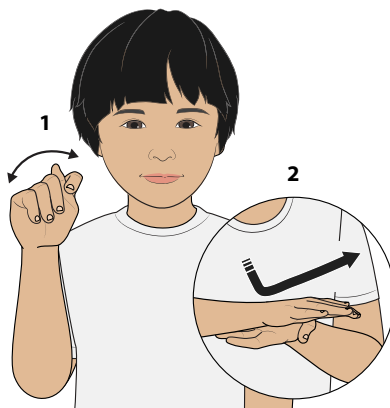



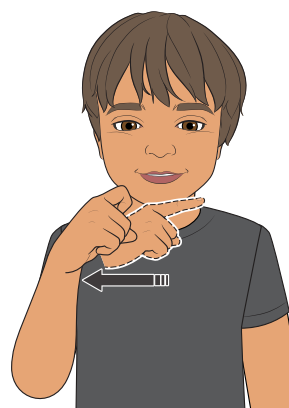
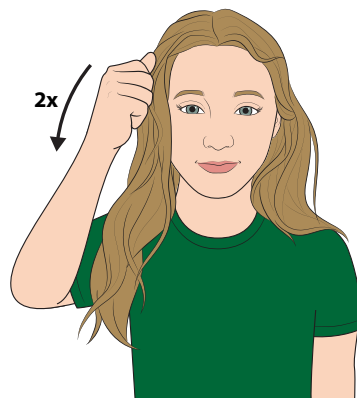

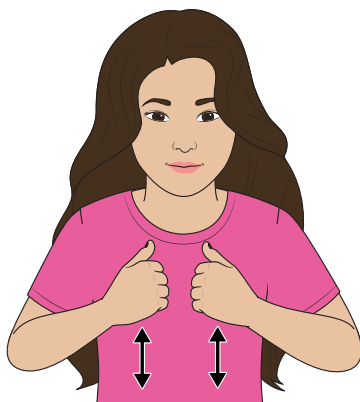


View videos
with QR code.



Name _____

Collect the entire series.



Bathroom

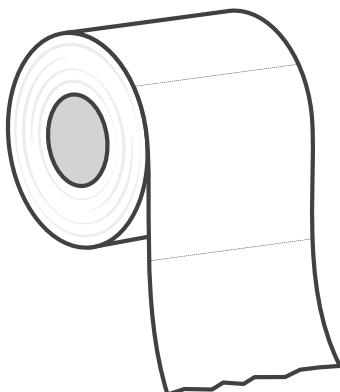




View videos
with QR code.



Name

Collect the entire series.



Bathroom

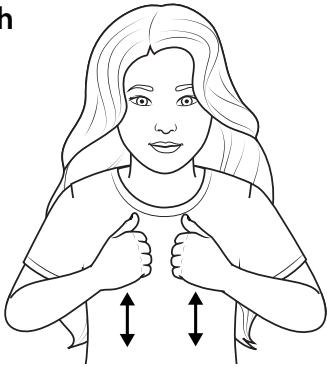


View videos
with QR code.

Name _____


Collect the entire series.

bath




On chest, alternate fists up & down.

bathroom



Shake T-hand left to right a few times.

**brush
hair**



Pretend to brush your hair.

**brush
teeth**



Pretend to brush your teeth.

dirty



Hand under chin. Wiggle fingers.

dry




Finger bends as you slide it across chin.

mirror



Rotate wrist (check your reflection).

pee



Middle finger of P-hand taps nose 2x.

poop



Keep fist still. Pull out A-hand.

soap



Wipe the fingertips off palm 2x.

**toilet
paper**



Shake T-hand left to right a few times.
Edge of palms brushes off 2x.

**wash
hands**



A-hands rub in circles.

Bathroom



View videos
with QR code.

Name

Collect the entire series.

bath




bathroom




brush
hair



brush
teeth




dirty



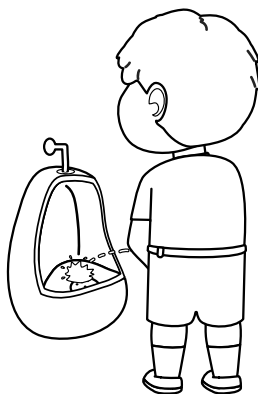
dry



mirror



pee



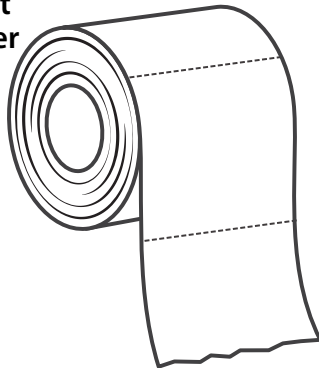
poop




soap



toilet
paper



wash
hands



Bathroom



View videos
with QR code.



Name _____

Collect the entire series.



Bathroom

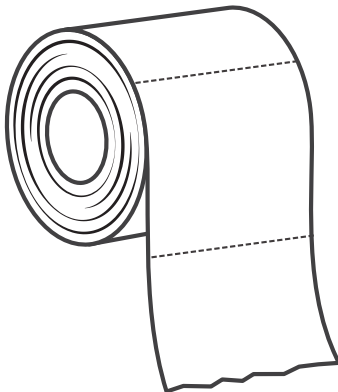





View videos
with QR code.

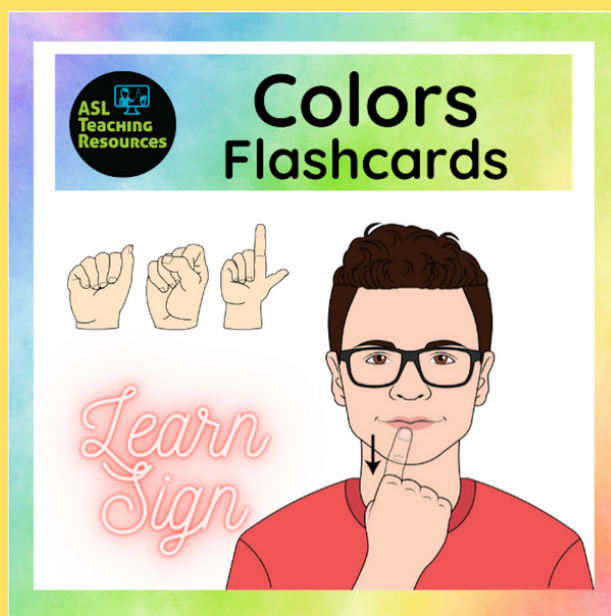


Name

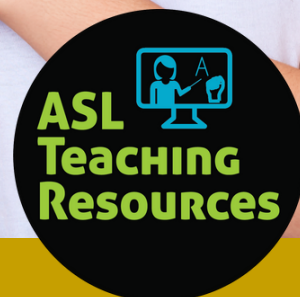
Collect the entire series.



Click on Images



Check these out!



bit.ly/MoreASL

SIGNING STARS



SPECIAL EDUCATION CLASSROOM

Must Haves

Your students
can be
Signing Stars



Steps



Posters



Videos



Minutes



Bonuses

Yes! I want this!




bit.ly/pro-sped





Choose from hundreds of low-prep ASL resources.



Let us make your worksheets!
Pick a plan and start accessing ASL Resources

About the Author

Cynthia Long is a Nationally Certified Interpreter and the founder of Sign Baby Sign LLC. She has extensive experience homeschooling and interpreting in the classroom for primary, secondary, and post-secondary levels and she is dedicated to providing ASL teaching resources to schools and families across the U.S. All of the ASL resources on ASLTeachingResources.com are developed from years of experience in educational systems as a Nationally Certified ASL Interpreter.



By purchasing, you agree to the terms of use:



You may

- For personal use
- Make copies for your classroom, children, or personal use
- Purchase multiple licenses or additional products to share
- Become a member to get more ASL resources


You may not

- Post this item on a personal or district website (contact us for permission)
- Modify any part to offer to others for free or paid
- Copy or give to other teachers or colleagues

Feedback

Remember to leave feedback on your purchases to help others know the quality of this product.

Membership saves you money.



<https://bit.ly/aslinfo>

Learn Sign the Fun Way



JOIN NOW



Member Benefits:

For Individuals & Schools

- Core-Content Worksheets
- Lesson Plan Books
- Flash Cards & Label Cards
- Wall Charts
- Dice & Other Games
- ASL Word of the Day Podcast
- Sign Club Series
- Online Video Dictionary
- Online ASL Courses
- Professional Development
- DIY Projects
- ASL Gift Shop
- Sight Words
- And more...Everything is ASL!

More Sign Language!

bit.ly/MoreASL



CLICK - PRINT - Teach

See our Amazon books!

<https://amzn.to/3Gv2wqq>

amazon

A note from the founder: Our ASL Resources promote a successful learning experience that is both educational and fun. Whether you're using it for differentiation, extension activities or just for fun, become a member today and start saving hours of prep time. We have everything you need!



Happy Signing!

Cynthia F. Long, Founder
SignBabySign, LLC
ASLTeachingResources.com

