



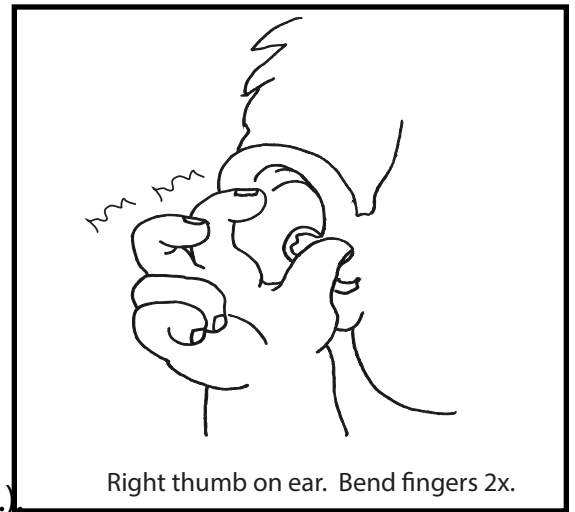
# Listen

Craft: Create ears to wear.

Game: Listen to the directions to finish the picture.  
(You can have kids draw or cut out shapes to glue on.)

- 1) Draw ears (or use pom-poms) "on" the aliens.
- 2) Add circles (or google eyes) "inside" their eyes.
- 3) Draw a spaceship or a sun "above" an alien's head.
- 4) Glue on or draw dirt "under" their feet.

Idea: Teach about ears and their purpose (cat, rabbit, etc.)



Child's Name \_\_\_\_\_

[www.signbabysign.org](http://www.signbabysign.org)

Date word was signed \_\_\_\_\_

©SignBabySign All rights reserved