



Quick Guide

Sign Language in the Classroom

5 Things You Need To Know



5 Things You Need To Know



Congratulations on getting started with sign language in the classroom. To achieve the best results, complete this workbook and make use of the supporting emails that are coming your way. Keep up the great work!

1

Anyone can use sign language.

2

Builds social and emotional skills.

3

Improves academic achievements.

4

Aids in classroom management.

5

Implementing is easy-peasy.



1 Anyone can use Sign Language.

Yes, anyone can use sign language regardless of age or hearing ability. Sign language is a visual language that communicates with hand gestures, facial expressions, and body movements. Although it's used primarily by people who are deaf or hard of hearing, anyone who wants to communicate can use this language.

People of all ages can learn and use sign language. However, we highly recommend using it in the classroom with children as early as possible due to the numerous benefits. More to come on this topic. Ready to begin? Fill out the next page to get started.

Anyone can use Sign Language.

Think of 3 reasons why you want to use sign language.

1. _____

2. _____

3. _____

Decide what is the main goal for using signs with children.
Put a check mark beside your choice(s).

- | | |
|--|---|
| <input type="checkbox"/> Learn a new language | <input type="checkbox"/> For kids that don't communicate verbally |
| <input type="checkbox"/> Parents will be pleased | <input type="checkbox"/> Fun idea |
| <input type="checkbox"/> Support Deaf/HH | <input type="checkbox"/> Support visual & kinesthetic learning |
| <input type="checkbox"/> Club at school | <input type="checkbox"/> SPED students |
| <input type="checkbox"/> Cognitive development | <input type="checkbox"/> Other _____ |

List the Pros/Cons of using it in the classroom.




Pros

- _____
- _____
- _____

Cons

- _____
- _____
- _____

Brainstorm: What challenges do you foresee in implementing ASL.

Challenge 1	 Solution	Challenge 2	 Solution	Challenge 3	 Solution



Find solutions to challenges in your inbox. Email coming soon.



Choose from hundreds of low-prep ASL resources.



Let us make your worksheets!
Pick a plan and start accessing ASL Resources

About the Author

Cynthia Long is a Nationally Certified Interpreter and the founder of Sign Baby Sign LLC. She has extensive experience homeschooling and interpreting in the classroom for primary, secondary, and post-secondary levels and she is dedicated to providing ASL teaching resources to schools and families across the U.S. All of the ASL resources on ASLTeachingResources.com are developed from years of experience in educational systems as a Nationally Certified ASL Interpreter.



By purchasing, you agree to the terms of use:



You may

- For personal use
- Make copies for your classroom, children, or personal use
- Purchase multiple licenses or additional products to share
- Become a member to get more ASL resources

You may not

- Post this item on a personal or district website (contact us for permission)
- Modify any part to offer to others for free or paid
- Copy or give to other teachers or colleagues

Feedback

Remember to leave feedback on your purchases to help others know the quality of this product.

Membership saves you money.



<https://bit.ly/aslinfo>