



# Shapes Lesson Plan



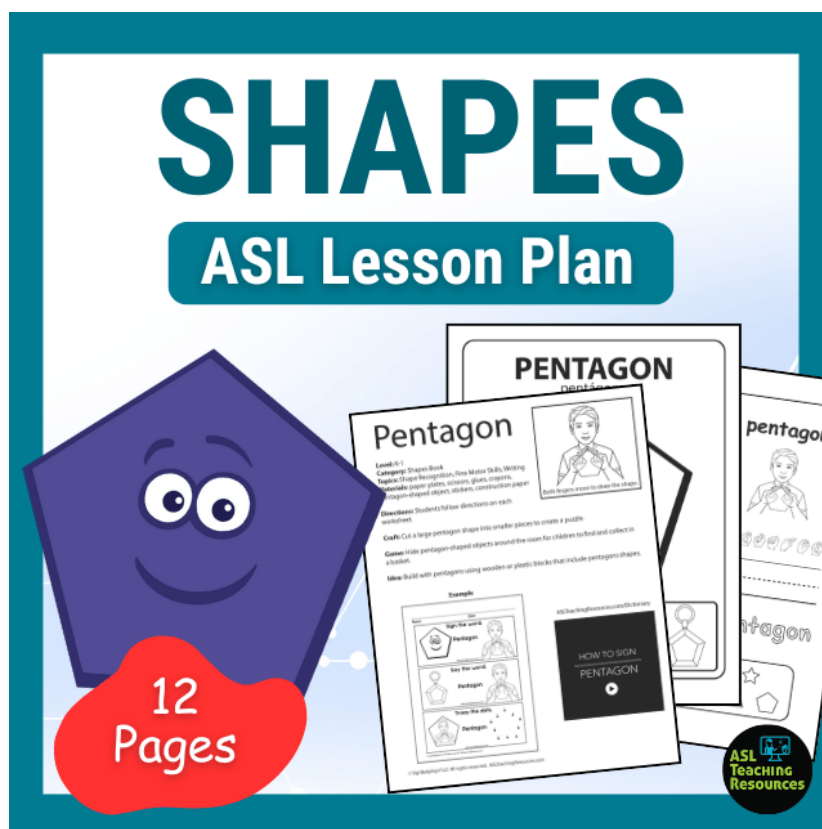
More Lesson Worksheets [here](#).



View Videos with QR Code



Get more ASL with a membership [here](#).



# Pentagon

**Level:** K-1

**Category:** Shapes Book

**Topics:** Shape Recognition, Fine Motor Skills, Writing

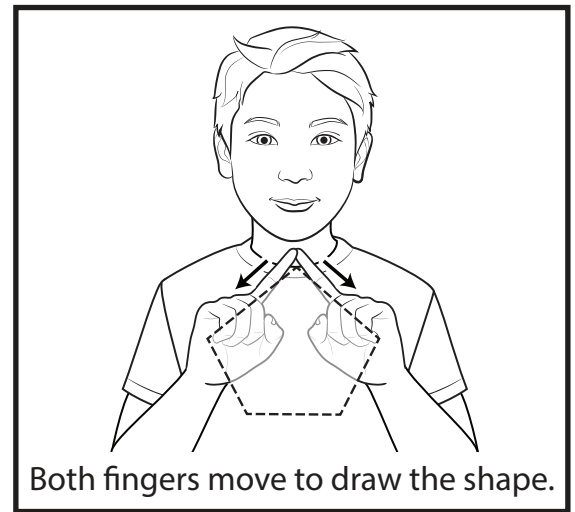
**Materials:** paper plates, scissors, glues, crayons, pentagon-shaped object, stickers, construction paper

**Directions:** Students follow directions on each worksheet.



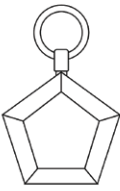


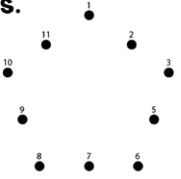
**Craft:** Cut a large pentagon shape into smaller pieces to create a puzzle.

**Game:** Hide pentagon-shaped objects around the room for children to find and collect in a basket.

**Idea:** Build with pentagons using wooden or plastic blocks that include pentagons shapes.



## Example

Name	Date
<p><b>Sign the word.</b></p> <div><p><b>Pentagon</b></p></div> <p><small>ASLTeachingResources.com</small></p>	
<p><b>Say the word.</b></p> <div><p><b>Pentagon</b></p></div> <p><small>ASLTeachingResources.com</small></p>	
<p><b>Trace the dots.</b></p> <div><p><b>Pentagon</b></p></div> <p><small>ASLTeachingResources.com</small></p> <p><small>© SignBabySign® LLC All rights reserved. ASLTeachingResources.com</small></p>	


[ASLTeachingResources.com/Dictionary](https://ASLTeachingResources.com/Dictionary)




Name \_\_\_\_\_

Date \_\_\_\_\_

**Sign the word.**

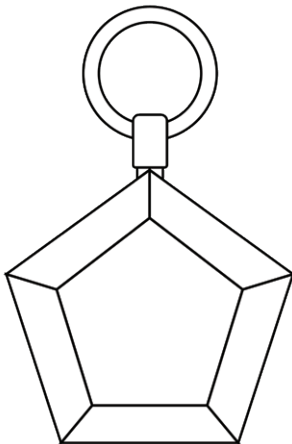


**Pentagon**




ASLTeachingResources.com

**Say the word.**




**Pentagon**

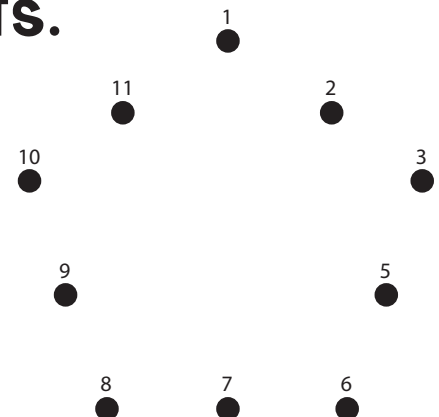


ASLTeachingResources.com

**Trace the dots.**



**Pentagon**

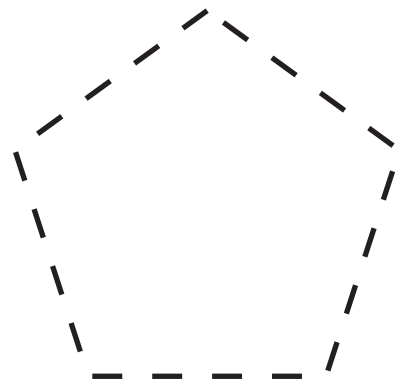
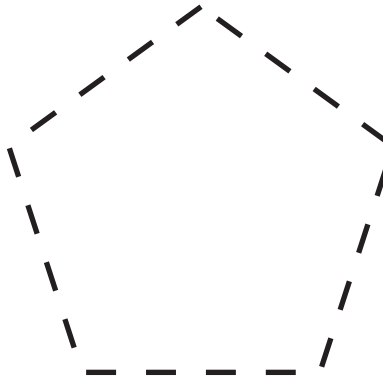
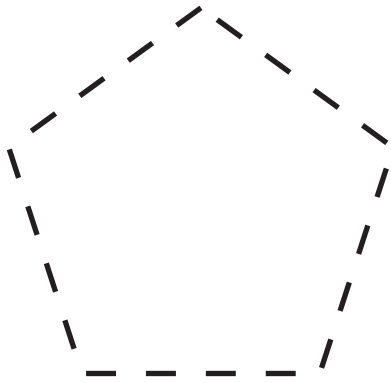


ASLTeachingResources.com

Name \_\_\_\_\_

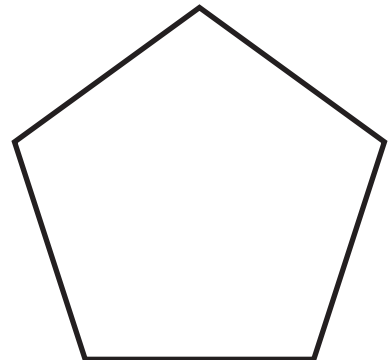
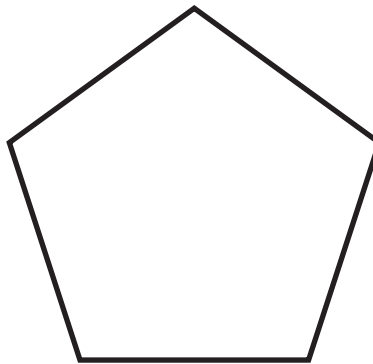
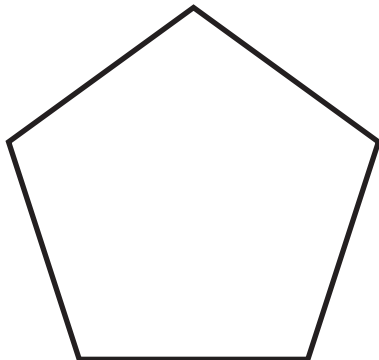
Date \_\_\_\_\_

# Trace




ASLTeachingResources.com

# Color



ASLTeachingResources.com

# Draw



ASLTeachingResources.com



Name \_\_\_\_\_

Date \_\_\_\_\_

p e n d g o n

p e n d g o n

p e n d g o n

p e n d g o n

p e n d g o n

p e n d g o n

ASLTeachingResources.com

Handwriting practice lines (solid top and bottom, dashed middle) for the word "pendagon".

Handwriting practice lines (solid top and bottom, dashed middle) for the word "pendagon".


Write a sentence with the word above.

Handwriting practice lines (solid top and bottom, dashed middle) for writing a sentence.

Name \_\_\_\_\_

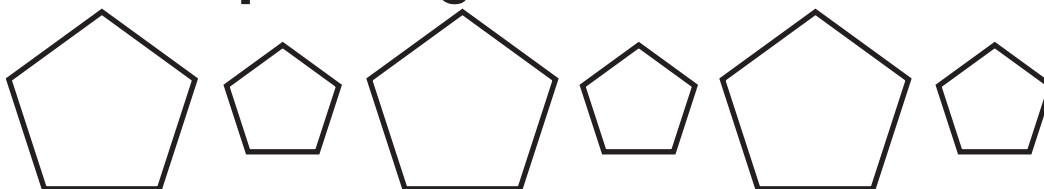
Date \_\_\_\_\_

# Color all the pentagons.



ASLTeachingResources.com

## Which pentagon comes next?



ASLTeachingResources.com

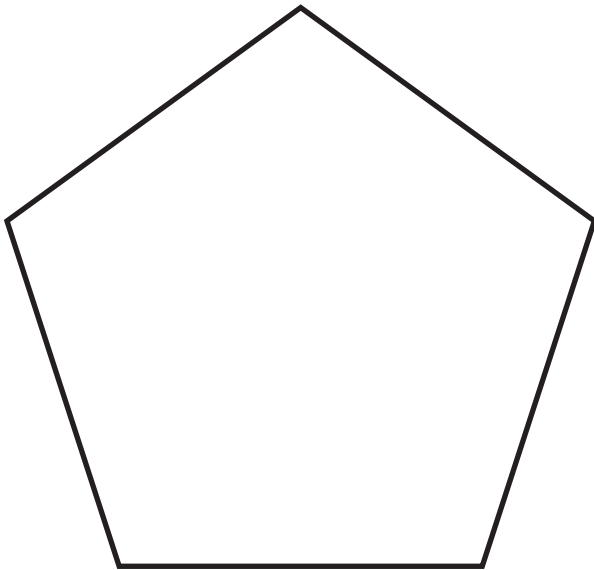
## Draw something with all pentagons.

ASLTeachingResources.com

Name \_\_\_\_\_


Date \_\_\_\_\_

**How many sides?**



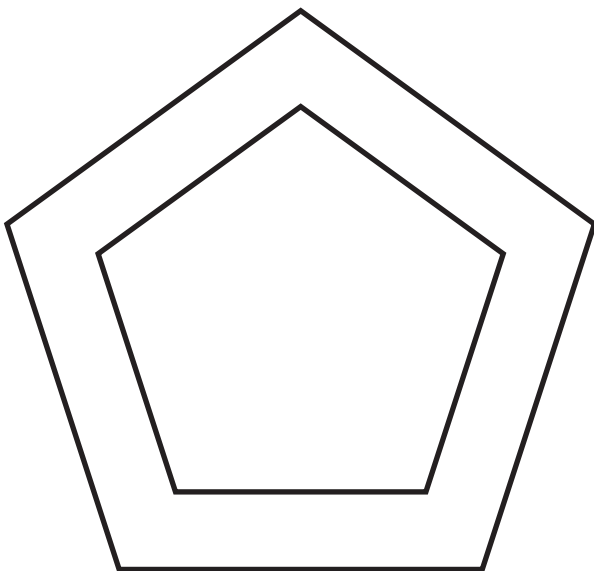
ASLTeachingResources.com

**Sign the shape.**



ASLTeachingResources.com

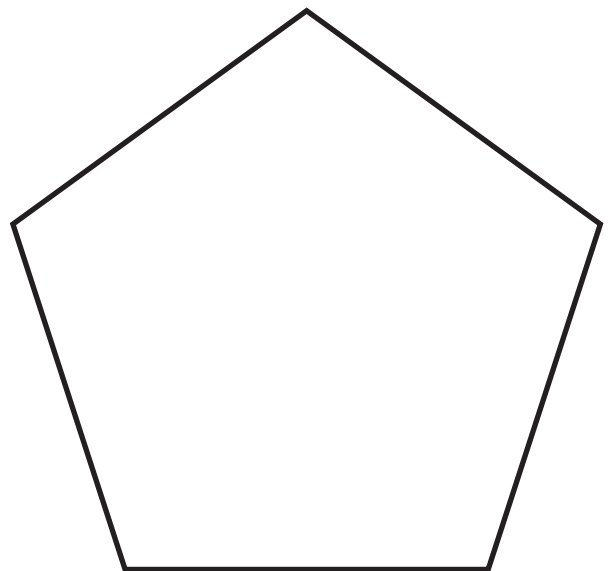
**Playdough the shape.**



ASLTeachingResources.com

**Shape Hunt**

Draw something you see with this shape.



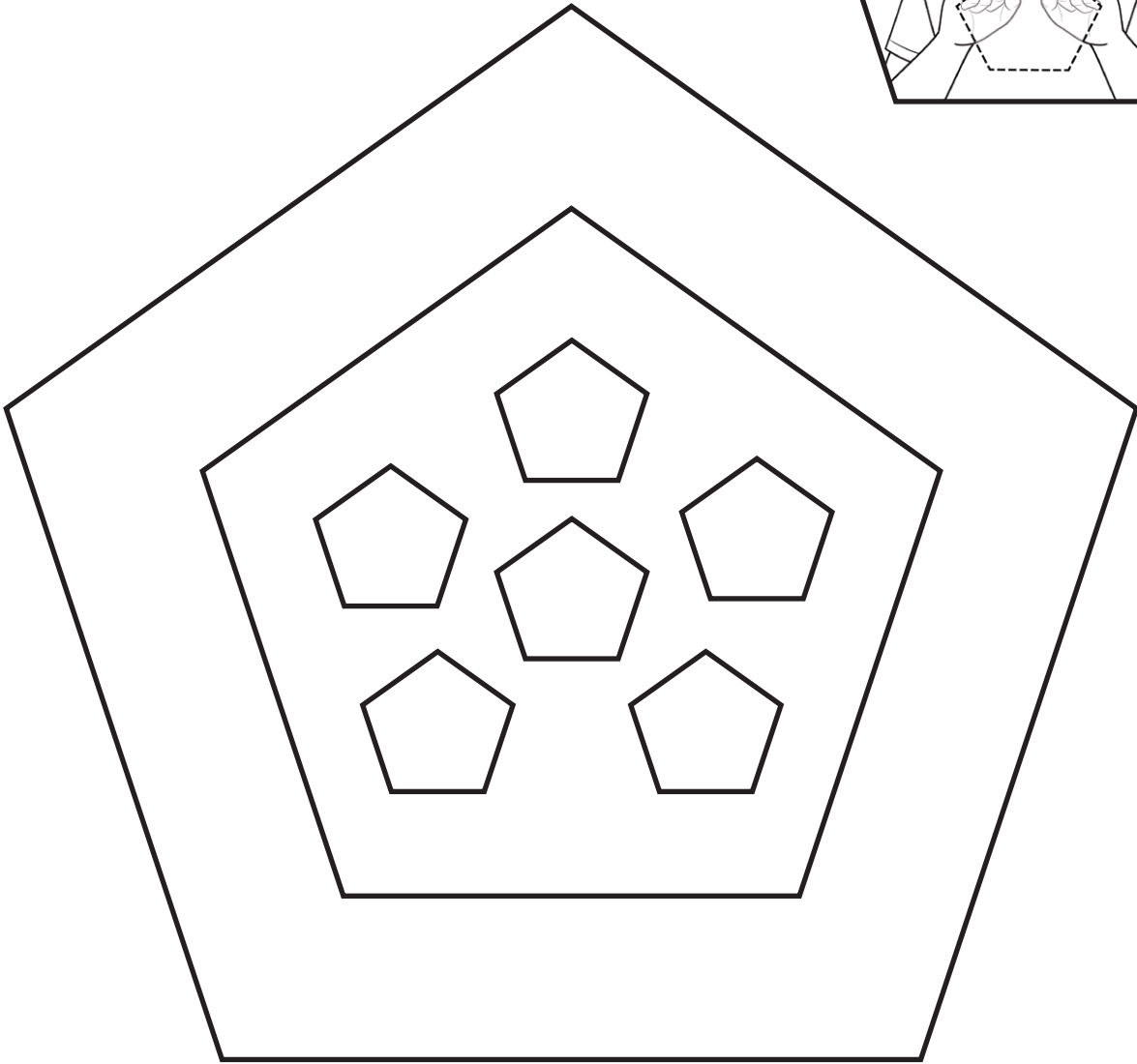
ASLTeachingResources.com

Name \_\_\_\_\_

Date \_\_\_\_\_

Directions: Dot inside the shape, and use playdough to create the outline.  
Trace and write the words below.

# Dot it




Pentagon pentagon

-----

# PENTAGON

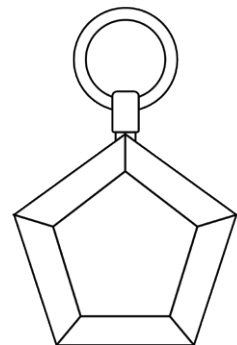
pentágono



**5 Sides**

**5 Vertices**

**No Curve Line**



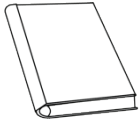
Name \_\_\_\_\_

Date \_\_\_\_\_


Read

pentagon

pentagon



Sign



Spell



Write

-----



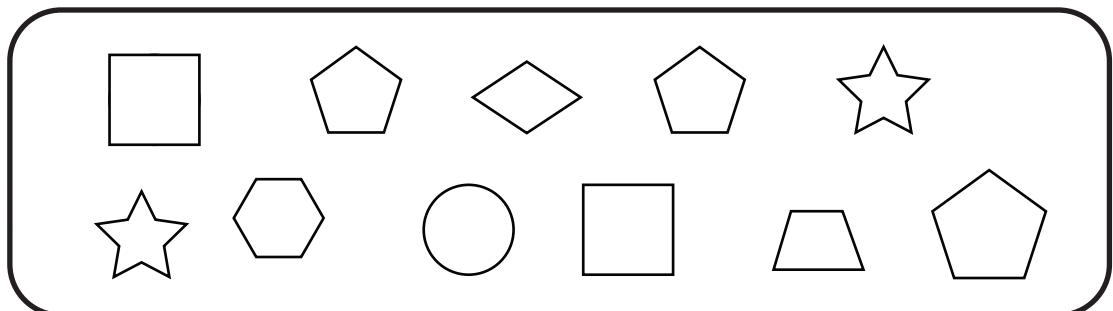
Color

pentagon

pentagon



Circle




Name \_\_\_\_\_

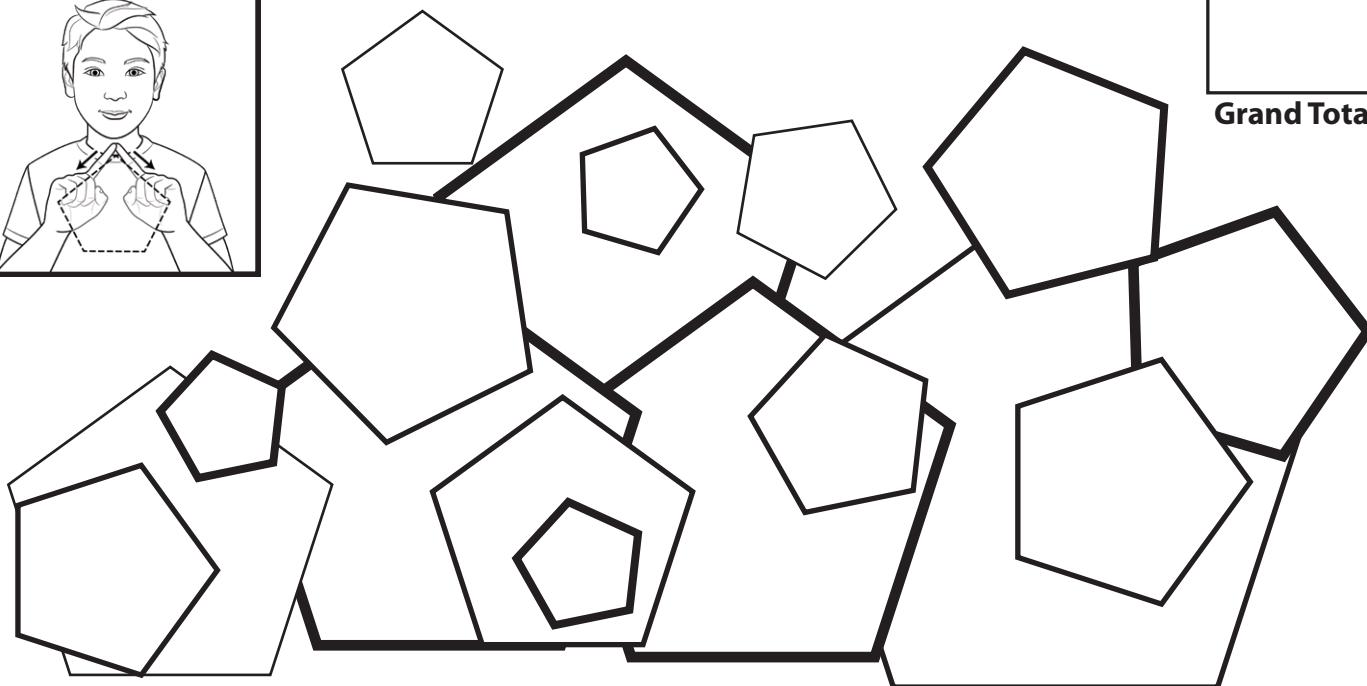
Date \_\_\_\_\_

# Shape Graphing: Pentagon

As you color each shape, graph it. Use one color for each size.



Grand Total

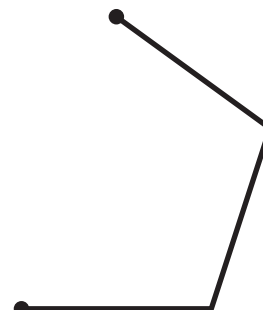
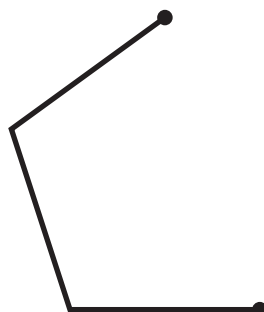



Small

Medium

Large


Finish Drawing.



Name \_\_\_\_\_

Date \_\_\_\_\_

Copy and finish the sentence below. (Teachers, add a word bank on the board for ideas.)



My favorite pentagon is...

Handwriting practice lines consisting of three sets of horizontal lines. Each set includes a solid top line, a dashed middle line, and a solid bottom line.



Draw and color your **Pentagon** picture.

A large rectangular box for drawing and coloring the Pentagon picture.

How to sign **Pentagon**




Both fingers move to draw the shape.



Name \_\_\_\_\_

Date \_\_\_\_\_

Copy and finish the sentence below. (Teachers, add a word bank on the board for ideas.)



What can this shape be used for?


Handwriting practice lines consisting of three sets of solid top and bottom lines with a dashed middle line for letter height guidance.



Draw and color your **Pentagon** picture.

Large empty rectangular box for drawing and coloring a pentagon.

How to sign **Pentagon**



Both fingers move to draw the shape.

☒ Check your grammar.

- ☐ Capitalize
- ☐ lowercase
- ☐ spelling
- ☐ period

# **SIGN CLUB: Where** **HANDS SPEAK LOUDER** than **WORDS**



## **Easy to Use** **CURRICULUM**

- Enhanced Communication Skills
- Inclusivity and Diversity
- Stimulate Cognitive Development
- Multi-sensory Learning
- Improve Fine Motor Skills
- Builds Social Skills Development
- Strengthened Vocabulary
- Boost Confidence
- Fun and Engaging Learning Activities
- Encourages Caregiver-Child Bonding



**Get Started**

**[bit.ly/SignClubWorkshop](https://bit.ly/SignClubWorkshop)**





# JOIN the ASLTR Community

- Stay up to date with ASL support
- Get FREE resources and coupons

**CLICK HERE**



<https://bit.ly/asl-update>

**ASL  
Teaching  
Resources**



**Let us make your worksheets!**  
Pick a plan and start accessing ASL Resources

## About the Author

Cynthia Long is a Nationally Certified Interpreter and the founder of Sign Baby Sign LLC. She has extensive experience homeschooling and interpreting in the classroom for primary, secondary, and post-secondary levels and she is dedicated to providing ASL teaching resources to schools and families across the U.S. All of the ASL resources on [ASLTeachingResources.com](https://ASLTeachingResources.com) are developed from years of experience in educational systems as a Nationally Certified ASL Interpreter.



By purchasing, you agree to the terms of use:



### You may

- For personal use
- Make copies for your classroom, children, or personal use
- Purchase multiple licenses or additional products to share
- Become a member to get more ASL resources

### You may not

- Post this item on a personal or district website (contact us for permission)
- Modify any part to offer to others for free or paid
- Copy or give to other teachers or colleagues

## Feedback

Remember to leave feedback on your purchases to help others know the quality of this product.

Membership saves you money.



<https://bit.ly/aslinfo>

# Learn Sign the Fun Way



**JOIN NOW**



## Member Benefits:

### For Individuals & Schools

- Core-Content Worksheets
- Lesson Plan Books
- Flash Cards & Label Cards
- Wall Charts
- Dice & Other Games
- ASL Word of the Day Podcast
- Sign Club Series
- Online Video Dictionary
- Online ASL Courses
- Professional Development
- DIY Projects
- ASL Gift Shop
- Sight Words
- And more...Everything is ASL!



**More Sign Language!**  
[bit.ly/MoreASL](https://bit.ly/MoreASL)



**CLICK - PRINT - Teach**

**See our Amazon books!**

<https://amzn.to/3Gv2wqq>

**amazon**

A note from the founder: Our ASL Resources promote a successful learning experience that is both educational and fun. Whether you're using it for differentiation, extension activities or just for fun, become a member today and start saving hours of prep time. We have everything you need!



**Happy Signing!**

**Cynthia F. Long, Founder**

SignBabySign, LLC

[ASLTeachingResources.com](http://ASLTeachingResources.com)

