

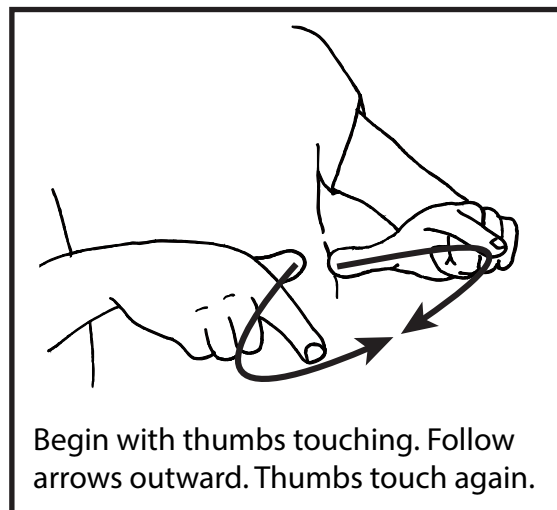
Lake

Level: K, 1

Category: Outdoors Activity Book

Topics: Bodies of Water, Swimming, Outdoors

Materials: coloring utensils, construction paper, glue, scissors



Color and count how many of each. Write it in the box.

Craft: Make a lily pad with a flower out of construction paper.

Game: Become frogs that jump over paper lily pads.

Idea: Bring in water from a lake for kids to examine.





Example


Lake

Name _____

Date _____

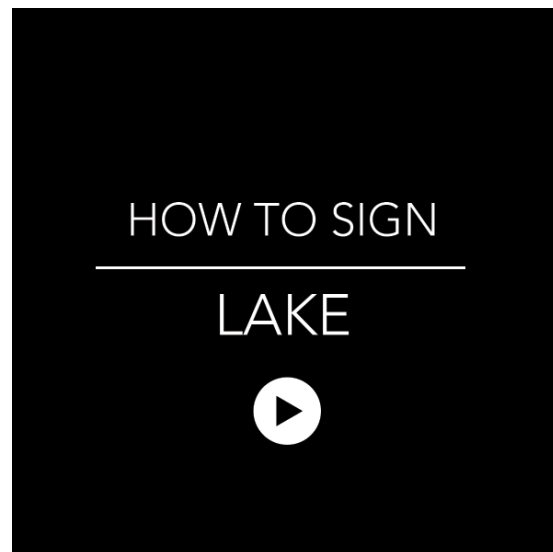
Color and count how many of each. Write it in the box.

<input type="text"/>		<input type="text"/>	
<input type="text"/>		<input type="text"/>	

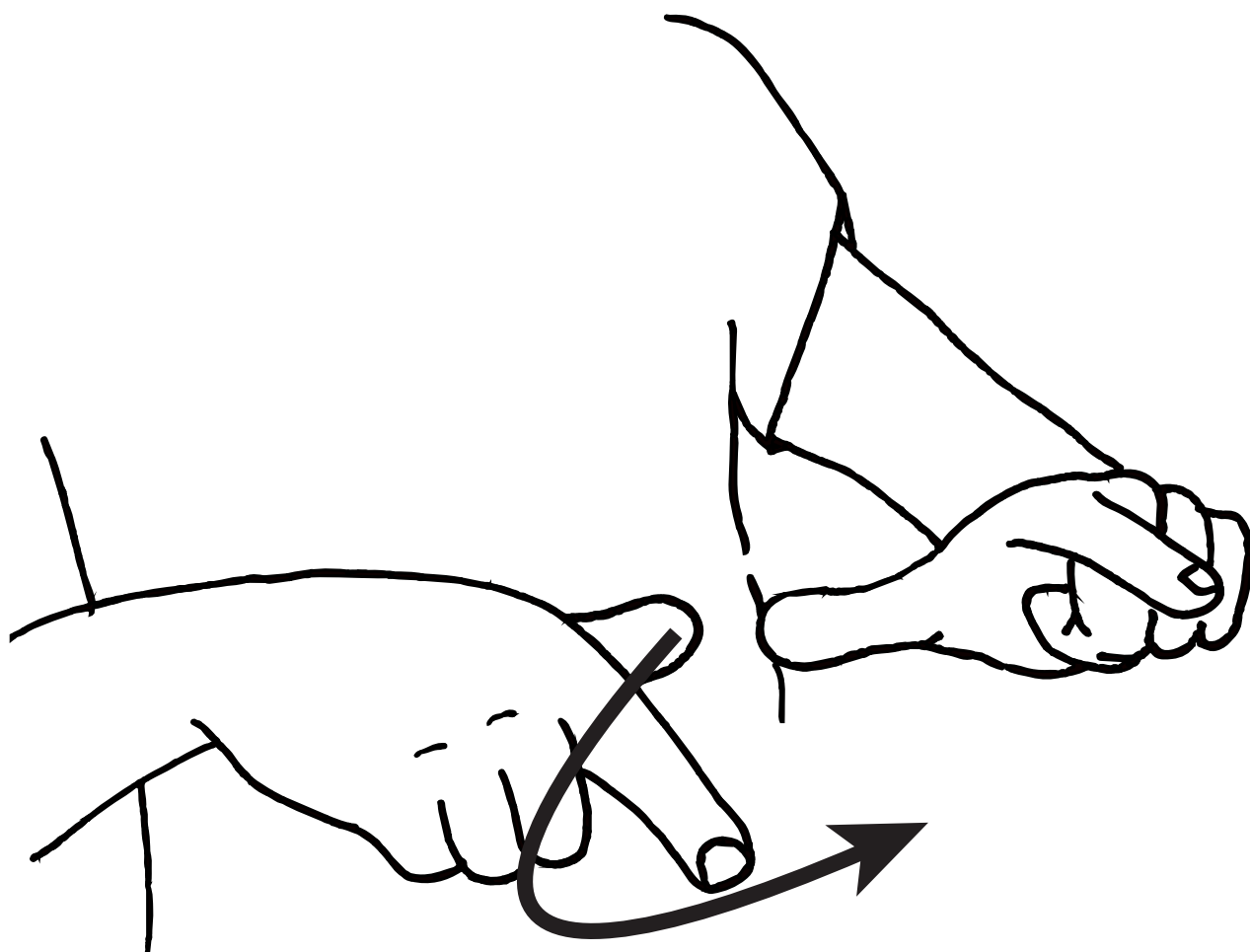


www.SignBabySign.org®

Click image for video.



Lake




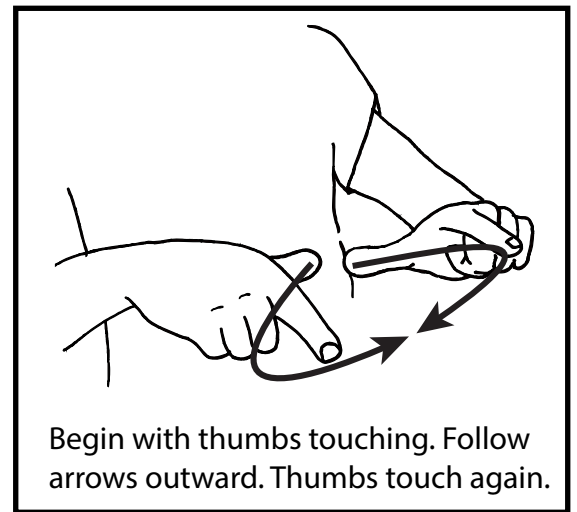
Begin with thumbs touching. Follow arrows outward. Thumbs touch again.

Lake

Name _____

Date _____

Color and count how many of each. Write it in the box.




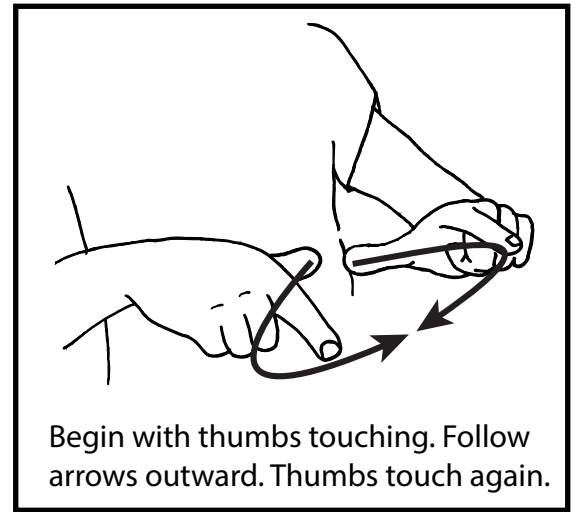
Lake

Color and count how many of each. Write it in the box.

Craft: Make a lily pad with a flower.

Game: Become frogs that jump over paper lily pads.

Idea: Bring in water from a lake for kids to examine.



Child's Name

www.signbabysign.org

Date word was signed

©SignBabySign All rights reserved

Other ASL products: (American Sign Language)

- ✓ Free “Word of the Week”
- ✓ Free Activity sheets
- ✓ Teacher ASL Lesson Plans
- ✓ Free online Dictionary
- ✓ Free Hospital resources
- ✓ Flash Cards-printable
- ✓ Dice Games-printable
- ✓ ASL Book Series
- ✓ Memberships
- ✓ Bookmarks: ABC, 1-10
- ✓ Embroidered Hand Towels
- ✓ Family Car Decals
- ✓ “I Love You” Iron-on Patches
- ✓ Printable: T-shirts, Crafts, Cards
- ✓ Everything is ASL!

Subscribe @

- www.YouTube.com/SignBabySign
- www.Twitter.com/SignBabySign2me
- www.Pinterest.com/SignBabySign
- www.Vimeo.com/SignBabySign
- www.FaceBook/SignBabySign
- iTunes Podcast: ASL Word of the Day



A note from the author:

I love sign language! I believe in the many benefits it has to offer. You must too since you bought this book. Let's get started one word at a time. This book series is designed with the tools you need for a successful learning experience that is both educational and fun.



I'd love to hear from you. We want to highlight your child any chance we can. Send us feedback (on our contact page), ideas, and upload a photo or video of your child/class learning new signs @

<http://www.signbabysign.org/contact-us.php>

Cynthia F Long, Founder