

Crackers

Level: Pre-K, K

Category: Food Activity Book

Topics: Food, Games, Crackers

Materials: Crackers, baggies, cheese



Enjoy the activities below on each cracker with a friend.

Craft: Each child decorates a baggy to hold their crackers.

Game: Each time a child eats a cracker, they try to say "Polly picked crackers." Do as a group or individually.

Idea: Have a cracker and cheese tasting.

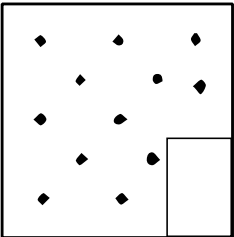
Example

Crackers

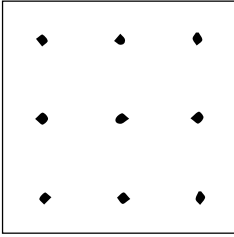
Name _____ Date _____

Enjoy the activities below on each cracker with a friend.

Count the dots on the cracker.
Write the number in the box.





Play connect the dots with a friend.
Or glue cheereos on each dot.



Play tic-tac-toe with a friend using crackers.

Draw a cracker person.

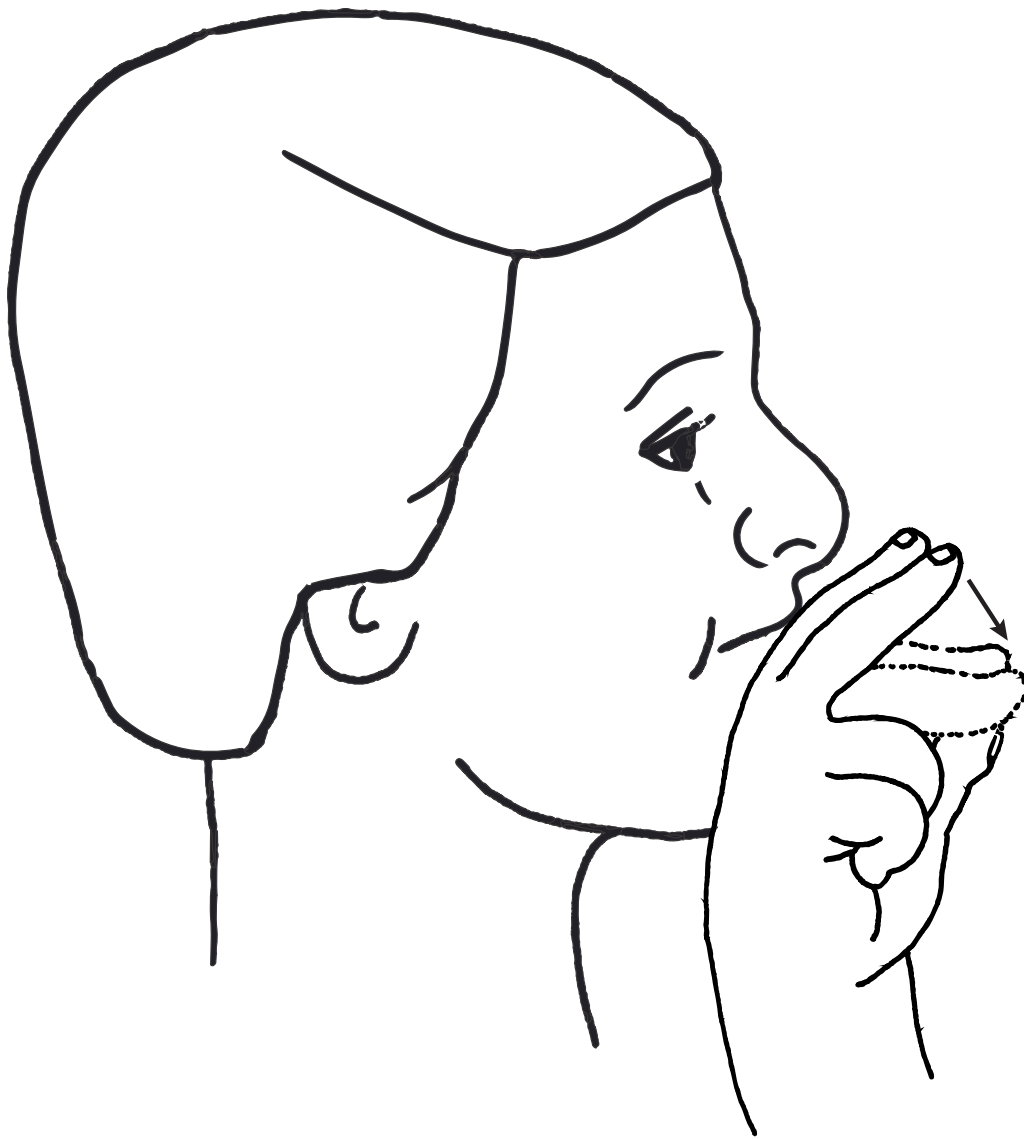


www.SignBabySign.org®

Click image for video.

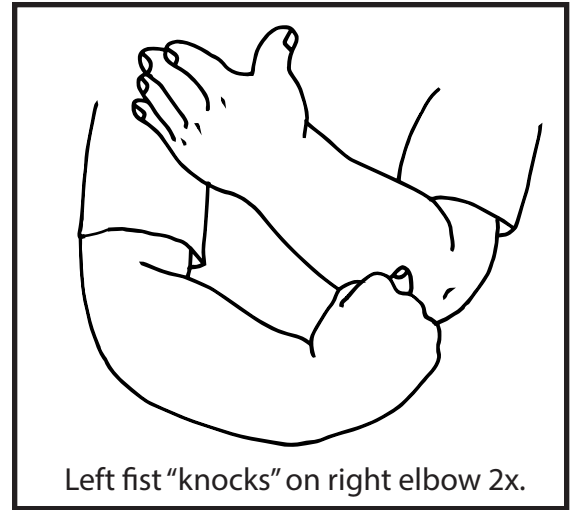


Crackers



Two fingers touch thumb 2x.

Crackers

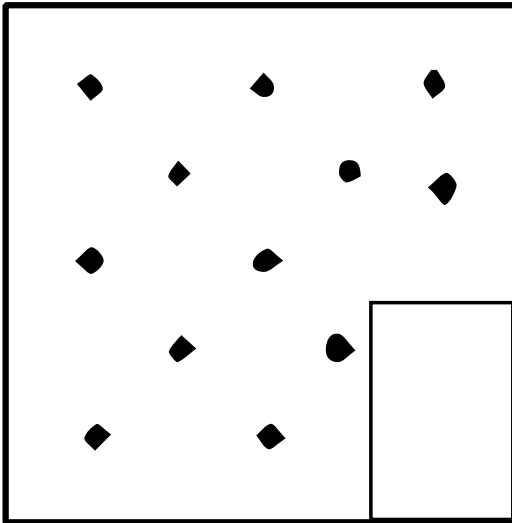


Name _____


Date _____

Enjoy the activities below on each cracker with a friend.

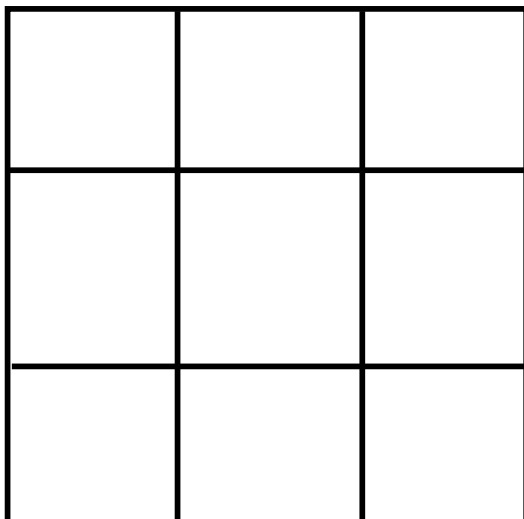
Count the dots on the cracker.
Write the number in the box.





Play connect the dots with a friend.
Or glue cheereos on each dot.



Play tic-tac-toe with a
friend using crackers.



Draw a cracker person.



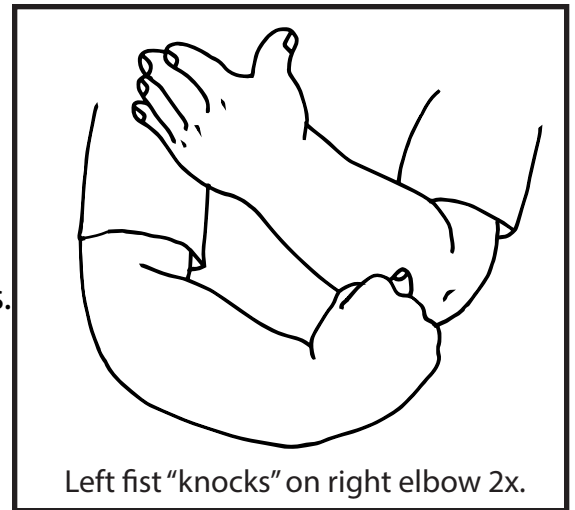
Crackers

Enjoy the activities below on each cracker with a friend.

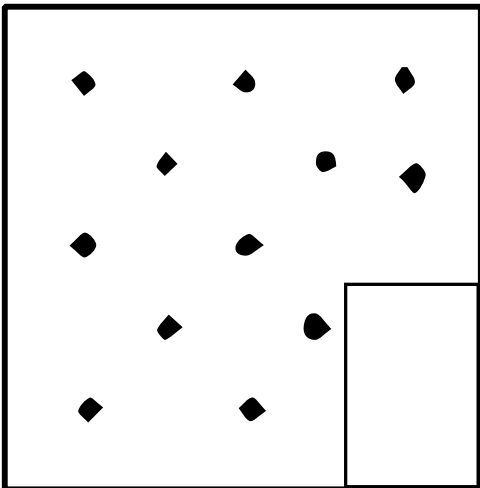
Craft: Each child decorates a baggy to hold their crackers.

Game: Each time a child eats a cracker, they try to say "Polly picked crackers." Do as a group or individually.


Idea: Have a cracker and cheese tasting.



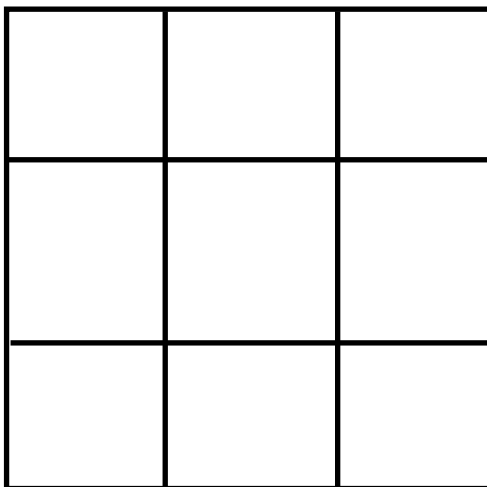
Count the dots on the cracker.
Write the number in the box.





Play connect the dots with a friend.
Or glue cheereos on each dot.



Play tic-tac-toe with a
friend using crackers.



Draw a cracker person.



Child's Name

www.signbabysign.org

Date word was signed


©SignBabySign All rights reserved

Other ASL products: (American Sign Language)

- ✓ Free “Word of the Week”
- ✓ Free Activity sheets
- ✓ Teacher ASL Lesson Plans
- ✓ Free online Dictionary
- ✓ Free Hospital resources
- ✓ Flash Cards-printable
- ✓ Dice Games-printable
- ✓ ASL Book Series
- ✓ Memberships
- ✓ Bookmarks: ABC, 1-10
- ✓ Embroidered Hand Towels
- ✓ Family Car Decals
- ✓ “I Love You” Iron-on Patches
- ✓ Printable: T-shirts, Crafts, Cards
- ✓ Everything is ASL!

Subscribe @

- www.YouTube.com/SignBabySign
- www.Twitter.com/SignBabySign2me
- www.Pinterest.com/SignBabySign
- www.Vimeo.com/SignBabySign
- www.FaceBook/SignBabySign
- iTunes Podcast: ASL Word of the Day



A note from the author:

I love sign language! I believe in the many benefits it has to offer. You must too since you bought this book. Let's get started one word at a time. This book series is designed with the tools you need for a successful learning experience that is both educational and fun.



Cynthia F Long, Founder

I'd love to hear from you. We want to highlight your child any chance we can. Send us feedback (on our contact page), ideas, and upload a photo or video of your child/class learning new signs @

<http://www.signbabysign.org/contact-us.php>